

# PFF FANTASY FOOTBALL 2016



## THE YEAR OF THE WIDE RECEIVER

IS IT TIME TO START EMBRACING ZERO RUNNING BACK THEORY?

MOCK DRAFT MADNESS

OVERVALUED UNDERVALUED

THE A-TO-Z OF DRAFT STRATEGY

CHEAT SHEETS, STRENGTH OF SCHEDULE, IDP, DFS AND MUCH MORE!!



IS EZEKIEL ELLIOTT A TOP FANTASY RB ?

# 366

PLAYER PROFILES

# ALL 32

TEAM PREVIEWS

# PFF

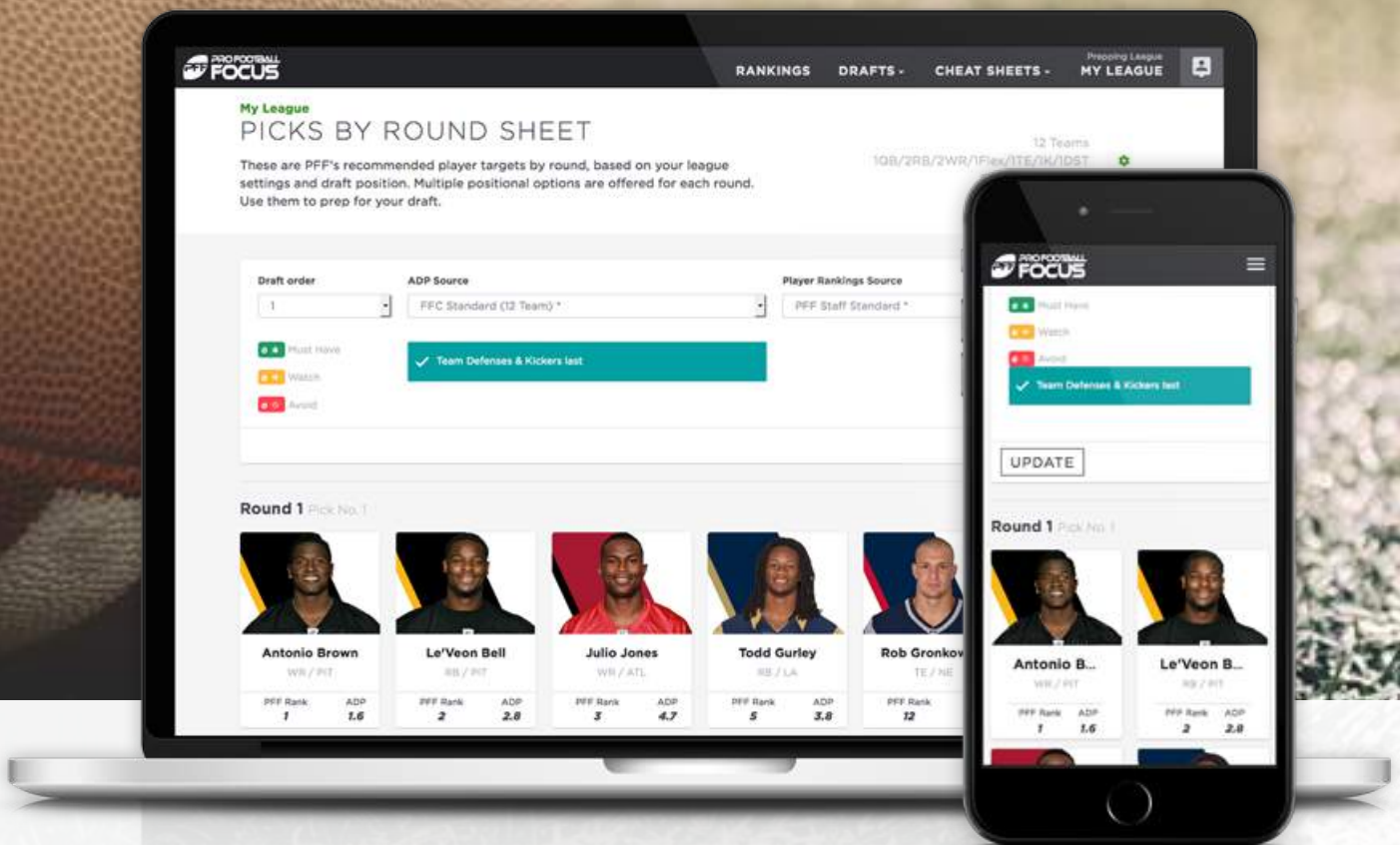
EXCLUSIVE STATS TO

# KNOW



# FANTASY GOLD

*What the pros use.*



## INCLUDES:

- ✔ Crush the competition with our innovative Draft Master and Fantasy GM tools.
- ✔ Draft and manage your teams with full access to all PFF award-winning player rankings, projections, and article content.
- ✔ Leverage exclusive PFF analytics like WR vs. CB charts, aDOT, and Fantasy Points Per Opportunity.
- ✔ One price gets you everything you need to dominate your season-long leagues.

[profootballfocus.com/fantasy](http://profootballfocus.com/fantasy)



RONALD C. MODRA/GETTY IMAGES

# 2016

# 24

## IMPACT FANTASY ROOKIES

DON'T BE "THAT GUY" AT YOUR DRAFT. HERE ARE ALL OF THE KEY ROOKIES TO KNOW IN 2016.



JEFF HAYNES/AP PHOTO

# TENTS



# 28

## TIPS FOR IDP DRAFTS

CRUSH YOUR IDP DRAFT WITH THESE SIMPLE TIPS.



# 32

**MOCK DRAFT MADNESS**  
OUR STAFF DUKES IT OUT FOR 16 ROUNDS IN AN ALI-FRASIER-LIKE BATTLE TO DRAFT THE BEST TEAM.

GRANT HALVERSON/GETTY IMAGES

# DFS 101

START WINNING IN DAILY FANTASY SPORTS WITH THESE TIPS.

# 26

# 112

## The Perfect Draft

YOUR LEAGUE WON'T SEE WHAT HIT THEM WITH OUR CHEAT SHEETS. STANDARD, PPR, 2QB AND MORE!



---

## FEATURES

---

**06** 10 WAYS TO USE PFF TO WIN YOUR LEAGUE

**08** THE A-TO-Z OF FANTASY DRAFTING

**11** TOP 10 OFFSEASON MOVES

**12** THE OVERVALUED UNDERVALUED LIST

**16** "I DISAGREE..."

**20** 8 IMPACT FANTASY ROOKIES

**22** DAILY FANTASY SPORTS 101

**24** TIPS FOR IDP DRAFTS

**26** COACHING CAROUSEL

**27** OFFENSIVE LINE RANKINGS

**28** MOCK DRAFT MADNESS

---

## PLAYER PROFILES

---

**34** QUARTERBACKS

**44** RUNNING BACKS

**58** WIDE RECEIVERS

**72** TIGHT ENDS

**80** TEAM DEFENSE

**84** PLACE KICKERS

**88** INDIVIDUAL DEFENSIVE PLAYERS

---

## DRAFT DAY ESSENTIALS

---

**90** TEAM PREVIEWS

**108** PFF STATS

**110** SCHEDULE AND SOS

**112** CHEAT SHEETS

# USE PFF TO WIN YOUR LEAGUE

# 06

YOU'RE GOING TO DOMINATE THE COMPETITION WITH THESE 10 ADVANTAGES ONLY FOUND AT PRO FOOTBALL FOCUS.

## THE A-TO-Z OF FANTASY DRAFTING

EVERYTHING YOU NEED TO KNOW ABOUT FANTASY DRAFT STRATEGY FROM AUCTION TO ZERO RB THEORY.

# 12

# CON

## THE OVERRATED UNDERRATED LIST

FORGET SLEEPERS AND BUSTS. HERE ARE THE PLAYERS TO MOVE UP AND DOWN YOUR DRAFT BOARD.

# 16

## "I DISAGREE..."

# 20

OUR STAFF DOESN'T ALWAYS AGREE, ESPECIALLY WHEN IT COMES TO RANKINGS. THE CREW GIVES THEIR TAKE ON THE FIVE MOST POLARIZING PLAYERS THIS SEASON.

# editor



»» JEFF RATCLIFFE

## FOOTBALL IS HERE...

**F**antasy football is a game based on a game. A kids' game that adult men get paid life-changing sums of money to play. When fantasy sports began, we were a niche game. Dungeons and Dragons for sports fans. The hard-core, live-in-your-mother's-basement types. Or so the stereotype went.

As of this year, over 50 million people now play fantasy sports. That's roughly 20 percent of the U.S. population.

Fantasy isn't so niche anymore.

And today's fantasy player is more savvy than ever. Gone are the days when a majority of your league bought a magazine right before your Labor Day weekend draft, and showed up generally unprepared. The NFL is now a 365-day league, and everyone in your league is informed.

For the edge necessary to take down your league championship, you need a draft guide for the modern football era with analysis you simply can't get anywhere else. That's exactly what you're going to get from Pro Football Focus.

In this book you're going to get cutting-edge fantasy football insights based on PFF's proprietary data compiled by our game charters and analysts who grade every player, on every play, in every game for the NFL and the FBS. That's right. We cover college too.

The result is the best information available anywhere to help you dominate your fantasy drafts. And the information doesn't stop in this magazine. At [profootballfocus.com](http://profootballfocus.com), we offer a comprehensive fantasy experience that will help you crush the competition.

*Jeff Ratcliffe  
-2016*

## PROFOOTBALL FOCUS

EDITOR Jeff Ratcliffe

ASSISTANT EDITOR Pat Thorman

WRITERS Tyler Loechner, Ross Miles, Mike Tagliere, Dan Schneier, Michael Moore, Joey Cartolano, Sean Kirby, Brandon Marianne Lee, Scott Barrett, Mike Castiglione, Nathan Jahnke

CHAIRMAN Cris Collinsworth

CHIEF FINANCIAL OFFICER Kurt Freyberger

PRESIDENT, FOOTBALL OPERATIONS Neil Hornsby

EDITOR IN CHIEF Jeff Dooley

CHIEF TECHNOLOGY OFFICER Ian Perks

VP, FOOTBALL OPERATIONS Khaled Elsayed

SENIOR ANALYSTS Steve Palazzolo, Sam Monson

EDITORIAL STAFF Chase Howell, Dayana Sarkisova, Daniel Kelley

## FOLLOW US!



**FACEBOOK**  
[facebook.com/PFF.Fantasy](http://facebook.com/PFF.Fantasy)



**TWITTER**  
[twitter.com/PFF\\_Fantasy](http://twitter.com/PFF_Fantasy)



**YOUTUBE**  
[youtube.com/user/PFFFantasy](http://youtube.com/user/PFFFantasy)



**EMAIL**  
[contact@profootballfocus.com](mailto:contact@profootballfocus.com)



# DAILY FANTASY GOLD

*What the pros use.*



## INCLUDES:

- ✔ PFF's new DFS lineup optimizer, featuring exclusive WR/CB matchups, value ratings and multiple lineup generation with control over player exposure. Export easily to FanDuel, DraftKings and Yahoo.
- ✔ Members-only tips and analysis from Jeff Ratcliffe, one of the most accurate DFS players in the industry.
- ✔ Complete access to all PFF daily fantasy articles.

[profootballfocus.com/fantasy](http://profootballfocus.com/fantasy)

# STEP-BY-STEP GUIDE TO WINNING

Sign up for PFF Fantasy Gold and DOMINATE your league. Here's how in six easy steps.

**1** Sign up at [profootballfocus.com](http://profootballfocus.com)

You can't play if you don't pay. But don't worry. For just \$39.99 you'll get access to our award-winning content, rankings, and projections, along with cutting edge tools. That's less just 10 cents a day!

**2** Import your leagues.

We make it easy. Simply enter the league URL, and we'll import your league settings and rosters. We support all major commissioner sites, including ESPN, Yahoo, CBS, NFL.com, and MyFantasyLeague.

## 10 WAYS TO USE PFF TO WIN YOUR LEAGUE

by TYLER LOECHNER



### READ, READ, READ

**The content never stops at PFF.**

During the regular season, we provide you with 25-plus articles per week. We cover season-long redraft leagues, dynasty leagues, IDP leagues and of course daily fantasy sports (DFS).

Our articles take you deep inside the numbers to give you a level of understanding that's unparalleled.

Topics include optimal DFS lineups, waiver wire and trade suggestions, weekly streaming options, wide receiver vs. cornerback matchups, snap trends, and so much more.



### USE OUR RANKINGS

**Rankings accuracy is kinda our thing.**

PFF Fantasy staffers have finished among the most accurate rankers in the industry over the last half-decade.

We provide regularly updated rankings for standard leagues, PPR leagues, dynasty leagues, two-QB leagues and IDP leagues. We also offer rookie and college player rankings.

And the best part is that our rankings can be fully customized for your league settings.

### USE OUR PROJECTIONS

**Comprehensive player projections** for all fantasy-relevant positions.

In-depth projections may seem inconsequential, but they can actually be one of the most valuable tools we offer when it comes to making tough lineup decisions.

Our projections enable you to study how players are expected to score fantasy points. These numbers help you navigate the tough decisions you have to make all throughout the NFL season.

And, just like our player rankings, our projections can be customized to your unique league settings.

### MOCK DRAFT

**The trick to a great fantasy draft is to come prepared.**

There's no way to prepare for everything that can happen on draft day, but mock drafts are the best way to ready you for any situation. Our Mock Draft Tool allows you to practice drafting from any position.

Pro tip: Run a mock draft, then match up your team with our season-long player projections customized to your league settings. Then play with the Tool until you net a team that should have no problem scoring enough points to keep you in the hunt for the fantasy title.



CHARLIE REIDEL/AP PHOTO, PHELAN M. EBENHACK/AP PHOTO

Over the years, Pro Football Focus has built an award-winning site by employing high-caliber writers who produce some of the best fantasy content on the interwebs.

Reading this draft guide is the first step to winning your league, but PFF will be there for you throughout the season. Here are 10 ways you can use PFF to hoist the championship trophy in 2016.

### 3 Create custom rankings

With your league settings imported, you can create customized rankings, a tiered draft board, and round-by-round recommendations to help you crush your draft.

### 4 Dig through the stats

Our database of stats goes all the way back to 2007. These unique stats include fantasy points per opportunity, average depth of target, and much more.

### 5 Manage your roster

We make roster management easy with our in-season tool that recommends start/sit options, trade targets, and waiver wire adds all customized to your league's settings.

### 6 Just win baby

With PFF Fantasy Gold, you get the access to the advice, rankings, projections, and tools that will give you the edge you need to win fantasy championships!

## EVALUATE TRADES

**Pulling off a trade can be tough, but we have you covered.**

Even if everything goes according to plan on draft day, there's bound to be a point in the season where your team could benefit from a trade.

Trading can be tricky, especially when you're dealing with different positions. How do you value your wide receiver when you're being offered a running back in exchange?

Our Trade Value Chart eliminates the guesswork by placing a value on every player based on projected production for the rest of the season. We remove emotion from the equation to help you make the best trades possible.

We also track the weekly change in value for each player to help you buy low and sell high before your league knows what hit them.

## DRAFT WITH US

**Take us with you to your draft.**

When it's time for the big day, our Draft tool provides pick recommendations and live draft advice based on PFF player rankings and projections.

No matter how many mock drafts you participate in, one of your teammates is bound to throw you a curveball on draft day. Our Draft tool ensures you won't be scrambling for answers if your player gets sniped right before your turn. With real-time updates, our tool provide you with the best available players so you'll never make a bad pick again.

## ROSTER MANAGER

**The secret weapon that your league won't see coming.**

Our new Roster Management Tool combines all of our offerings into one master roster management hub.

You can easily import your league settings and roster directly into our platform to add a whole new level of analysis to your lineup decisions. The tool will help you make waiver wire pickups, trade offers and sit-start decisions. All of the advice will be customized based on your roster and your league settings. It's like co-owning your team with the PFF Fantasy staff.



## WR/CB TOOL

**Know every matchup every week.**

There's a lot of misinformation out there when it comes to cornerback matchups. Our WR/CB matchup tool sets the record straight with projected matchups based on countless hours of film study.

Consider this: If all NFL teams have about three main wide receivers each week, that's nearly 100 individual WR/CB matchups for you to consider every week. There are bound to be mismatches — both in favor of the cornerback and in favor of the wideout. Our tool highlights these opportunities.

You may look crazy when you play a backup over your WR2 based on the matchup, but when that player explodes for a huge week, you'll look like a genius.



## HANDCUFF INDEX

**Identify the real handcuffs.**

It can be hard to know which player to handcuff — or how much opportunity a team's second running back will be in line for if the No. 1 guy goes down with an injury.

The Handcuff Index lets you know which backups are worth watching and those to avoid. It's a useful tool on draft day if you're looking to handcuff your top running back (or steal someone else's handcuff as trade bait), and even more useful during the regular season when injuries occur. Instead of possibly guessing wrong, you can use the Handcuff Index to make efficient and informed waiver wire pickups.

## UNIQUE STATS

**More debates less effectiveness**

Immeasurable value can be extracted from the data if you know where to look.

One of the most helpful data points we provide are the "points per" numbers for each position. These numbers help you understand how efficient certain players are at scoring fantasy points on a per-play basis.

Our stats are sortable by week, making it simple to uncover trends. Only want to see player production over the past four weeks? No problem. Want to see which players dominated the first five weeks of the season, but haven't done much since? That's easy.

## The A-to-Z of fantasy

## Drafting

by MIKE TAGLIERE

MASTERING THE ART OF FANTASY DRAFTING REQUIRES KNOWLEDGE IN MANY AREAS. HERE'S AN A-TO-Z LIST OF EVERYTHING YOU NEED TO KNOW.

**A** **Anticipate** - Always be anticipating who will come off the board when it's not your pick. Be ready for any curveball thrown at you. The last thing you want to do is be the guy who panics and make a bad pick. They weren't ready, but you will be if you anticipate the worst case scenario.

**B** **Boring** - Don't pick boring players in the late rounds of your draft. Instead, take upside players, especially those who can benefit from injury. Darren Sproles is a boring fantasy option, but someone like Spencer Ware could be a league winner if something was to happen to Jamaal Charles.

**C** **Come Prepared** - There's always that one guy who shows up to the draft without a laptop or cheat sheet, because he thinks he remembers everything. Don't be that guy. Have a cheat sheet in hand (I recommend the cheatsheets at the end of this draft guide), along with a notebook to track your team, and other teams.

**D** **Defense** - Don't waste an early pick on a defense. Defenses are not consistent from year to year. There are so many variables that play in to what happens with them. For ex-

ample, very few pundits thought the Broncos would be last year's best unit. Wait until your last two picks to take one and work the waiver wire throughout the season.

**E** **Experiment** - Try new things in your preparation. This allows you to be ready for any situation that might arise during the course of your draft. Don't go into a draft saying that you're going to go WR-WR-RB-WR. If that's how you'd like it to go, that's fine. But if you're looking at the board and your No. 2 running back is there, along with your No. 10 wide receiver, you need to deviate from your strategy.

**F** **Fake Let Down** - If you know that you're going to wait on a quarterback, use it to your advantage. If someone drafts Andrew Luck in the second round, say something like, "Dang, I was going to grab him if he got to me!" even though you really weren't. What this does is forces the others before you to think that you'll be taking a quarterback when it comes to you. They may reach for a player you were never going to take.

**G** **Grudges (Don't Hold Them)** - One of the biggest mistakes fantasy players make is the decision to not draft a player based on fandom or past history. Put your



team allegiance aside on draft day. It's okay to draft players from your rivals. You're probably going to lose if you don't. And just because a player let you down in the past doesn't mean he'll do so in the future. Embrace the post-hype sleeper.

**H** **High-Scoring Offenses** - When you're staring at the draft board and can't decide between two players, go with the one who is a part of a high-scoring offense. If you want to know who is projected higher, we have you covered in the PFF fantasy projections.

**I** **Individual Defensive Players** - Don't waste early picks on IDP positions in your draft. Sure, J.J. Watt is a sexy pick, but you're sacrificing a premium wide receiver or running back to take him. Build a solid roster on the offensive

**J** **Job Security** - When looking at the players available, try and think about whether or not that particular player has job security. If you're deciding between someone like Frank Gore and Melvin Gordon, it's important to know that the Chargers may bench Gordon if he fumbles the ball again, whereas Gore can fumble and has nobody of significance behind him on the roster.



Have you ever finished a draft and said to yourself "Man, I wish I would've taken player X here rather than who I did"? Mock drafts will give you the preparation you need to know which players you want to take, and where you need to take them.

**N** **No Distractions** - Think of it like an exam that you've been studying for. You wouldn't go out and party the night before, and you wouldn't bring someone with you that could be a distraction. You mean business for the next couple hours and then you can party after you've drafted a better team than everyone else.

**O** **Organization** - This is perhaps the most underrated aspect of fantasy draft preparation. Not only should you have your notes in order, but you should also know who is drafting around you and how they tend to draft. Pay attention to how they construct their team throughout the draft. For instance, if you're drafting in the 11-spot, and the owner who is drafting behind you has already taken Aaron Rodgers, you know he isn't going to take another quarterback at the 7/8 turn. If you still need a quarterback, don't take one on your 7th round pick, wait until it comes back in the 8th round.

**P** **Patience** - Like Guns N' Roses once said, all you need is a little patience. The key to drafting a good fantasy team is knowing when to strike for a particular player. Just because he's the next person on your rankings list doesn't mean that you should draft him there. Know his ADP, and don't feel the need to pounce too early. You'll still get him.

**Q** **Quarterback Value** - There comes a point with every player where the value is too good to pass up. While drafting a quarterback in the first two or three rounds is not advisable, if you're staring at two players who you aren't quite sure about in the fourth round and Aaron Rodgers is still available, take the quarterback. If you miss on the first five quarterbacks, don't panic. There's always value in the middle rounds.

**R** **Reach, If Necessary** - This is where fantasy drafting becomes an art: knowing when to reach in order to get the players you want. While patience is very important, reaching is just as important. There were plenty of folks who loved Allen Robinson last year, and while his ADP was in the sixth round, they reached in the fourth or fifth to ensure they got him. Again, ADP doesn't matter after Week 1. Get the players you want.

**S** **Studs** - This step is simple: get as many studs on your team as possible. These guys are game-breakers and there aren't very many in their league. Forget about the time where you said you wanted to go WR-WR to start the draft. If Rob Gronkowski and Le'Veon Bell are there at the end of the first-round, they're studs who will be better than the No. 8 wide receiver on the board who isn't a stud.

**T** **Trends** - Ignore them. There are a lot of people who will take a quarterback or a tight end just because there's a run going at that position. You may have gone into your draft thinking you'd wait on a quarterback, but then six of them come off the board by the time it gets to you in the third round. You panic and take a quarterback, even though there was much better value elsewhere. Stick to your draft plan and forget about the trends.

**K** **Know When to Take a Player Early** - If you're high on a player but know that everyone else is too, grab him earlier than he is projected to go. Study the ADP numbers and do a ton of mock drafts to familiarize yourself with where players typically come off the board. But remember, that once the season starts, ADP no longer matters. So while it's a useful preparation tool, it's by no means the be all, end all for fantasy drafts.

**L** **Late Round Tight Ends** - The tight end position is now one of the hardest to project, and it's shown in yearly results. Back in 2011 it was a bit easier to predict, with seven of the top 10 tight ends drafted finishing in the top 10. But that number dipped to six in 2013, four in 2014, and then just three in 2015. There've now been 17 tight ends over the last five years who've finished in the top 10 at the position.

**M** **Mock, Mock, Mock** - This is probably the most important step in fantasy draft preparation. Mock drafts are essential to know how you'd like to construct your team.



PAUL SANCYA/AP PHOTO, AJ MAST/AP PHOTO

**U Understand League Scoring Settings** - If you don't understand your league's scoring, you will not draft the best team possible. For instance, the difference between Danny Woodhead last year in standard and PPR, was eight spots. He finished as the No. 11 running back in standard and the No. 3 running back in PPR. Pay attention to the settings and plug them into our draft tools.

**V Volume** - Volume means everything to today's running back, so you'll want to look for those who'll have a lot of it. The more a player touches the ball, the greater chance he has to score fantasy points.

**W Wide Receivers Win** - There's a reason more wide receivers are being drafted in the first round than ever before. While there are some running backs being drafted beyond the fifth round who'll see 15-plus touches, it's extremely rare to find a wide receiver in that territory that will see eight targets a game. Get as many of the top receivers as possible, and you'll dominate.

**X-Out Bye Weeks** - Some people try to coordinate bye weeks with the players they've already drafted. And they won't draft too many players with the same bye week. This is a big mistake, as it limits you to the players you can draft. The only position that it

should concern is quarterback, but it's typically a good idea to not draft a backup quarterback.

**Y Younger Isn't Always Better** - Just because you like a rookie's landing spot, doesn't mean he'll make an immediate fantasy impact. As a matter of fact, there were just three rookies in 2015 that were drafted in the top 200 and finished inside the top 24 at their respective positions in fantasy points. No quarterback finished higher than 13th. In 2014, there were just four rookies in the top 24 in fantasy scoring by position.

# WIN MORE

## Use the Most Advanced Daily Fantasy Football Tools

Go to [dailyfantasycafe.com](http://dailyfantasycafe.com)



# Top 10

## OFFSEASON MOVES

by DAN SCHNEIER

### 1. LAMAR MILLER TO THE TEXANS



Despite only eclipsing the 200-carry mark just once, Miller has been among the NFL's best running backs on a per touch basis. He joins a Texans team that gave Arian Foster 383 total touches over his past 17 games. A healthy Duane Brown plus the additions of Nick Martin and Jeff Allen should help bolster the Texans offensive line. As one of the few workhorse backs, inheriting an upgraded offensive line and a faster tempo, Miller is a sure-fire RB1.

### 2. MATT FORTE TO THE JETS



Heading into his age-31 season, Forte landed in a great spot. Chan Gailey's scheme fits him perfectly. In 2015, the Jets targeted a running back on 114 pass attempts. In 2014, Forte's most recent 16-game season, he turned 125 targets into 102 receptions in another offensive scheme that featured running backs in the passing game. Forte enters 2016 with a high floor, as a rock solid RB2, thanks to his contributions in the passing game.

### 3. LADARIUS GREEN TO THE STEELERS



Opportunities were hard to come by for Green in San Diego, but that will change this season. Green has the size (6-6, 240) to play inline and the speed to play move. More importantly, he screams upside as a potential every-down player in the Steelers offense. With Martavis Bryant suspended, he's a good bet as the No. 3 option (behind Brown and Bell) in an elite passing offense. He's also the likely top option in the red zone. Green will be a popular pick in this year's fantasy drafts, but there are a lot of mouths to feed in Pittsburgh. His price may not match his projection as a mid-range TE1.

### 4. COBY FLEENER TO THE SAINTS



Fleener has averaged just 82 targets per year, but with the Saints, that number should rise. Saints tight ends were targeted 142 times in 2015. This is nothing new for a team that targeted Jimmy Graham at least 121 times in each of his last four seasons in New Orleans. Fleener will play a big role in replacing the production of both Watson and Marques Colston. Fleener showed major improvement as a blocker in 2015, and as long as he can replace Watson's role in the offense, he has the talent to finish as a mid-range TE1.

### 5. TRAVIS BENJAMIN TO THE CHARGERS



Benjamin evolved from skeptical waiver wire add to consistent scorer in 2015. He now gets to play with a much better quarterback in Philip Rivers. Benjamin may profile like a slot receiver, but he wins deep as an outside receiver, and this is exactly what the Chargers have been lacking since Malcolm Floyd was last healthy. Like Floyd, Benjamin will struggle to find consistency, but he will see enough targets to finish in the WR3 range.

### 5. MARTELLUS BENNETT TO THE PATRIOTS



For the first time since Aaron Hernandez was released, the Patriots have two tight ends capable of making an impact on every snap. Leaving both Rob Gronkowski and Bennett on the field will make the offense more unpredictable, and it will also make it easier to stay balanced. Injuries limited Bennett in 2015, but he's just one year removed from a 90/916/6 line. Bennett joins forces with the one of the best quarterbacks of all time, but with Gronkowski first in the pecking order, Bennett should settle in as a front-end TE2.

### 7. CHRIS IVORY TO THE JAGUARS



Over the last three seasons, Ivory averaged 4.34 yards per carry and has been one of the NFL's most elusive backs, forcing 136 missed tackles and never dipping below 2.46 Yco/Att. He'll lose some volume to T.J. Yeldon, but Ivory should get the first crack at red zone work. He won't touch the ball 277 times again in 2016, but he has a chance to emerge as the red-zone back. He fits in as a back-end RB2/FLEX option.

### 8. MARVIN JONES TO THE LIONS



The Lions replaced Megatron with Marvin Jones. That's a big downgrade, but Jones' ability to win deep will open things up for the entire offense. For Jones to emerge as a consistent scorer, he'll have to make his mark in the red zone, as he did in 2013 when he finished with 10 touchdowns on just 77 targets. Jones is likely to be the No. 2 option in the passing game, and that puts him on the WR3 radar with WR2 upside.

### 9. JARED COOK TO THE PACKERS



Cook may finally be in the right situation to truly showcase his abilities. Jermichael Finley was a very similar player, and he excelled with Aaron Rodgers. With a 4.49 40-yard dash time, there's no doubt Cook can stretch the seam. Cook's competition, Richard Rodgers, isn't half the athlete that Cook is, and he still finished as the TE9 in 2015. Cook has the upside to crack the top 10 in the Packers' high-powered offense.

### 10. MIKE WALLACE TO THE RAVENS



Coming off career lows in receptions, yards and touchdowns in Minnesota, Wallace teams up with Joe Flacco, who was the sixth-most accurate deep passer in 2014. Wallace will have plenty of competition for targets with Steve Smith Sr. back along with 2015 first-rounder Breshad Perriman and Kamar Aiken. Wallace will serve as a deep threat, but it's up to him to carve out something more. He is best treated as a late-round flier.

# THE OVERVALUED UNDERVALUED LIST

by PAT THORMAN

>>> Instead of labeling the players below as a “sleeper” or a “bust,” we will simply determine if they are “undervalued” or “overvalued” based on offseason draft cost. All mentions of average draft position (ADP) will refer to MFL10 leagues on MyFantasyLeague.com.

## UNDERVALUED

### Eli Manning

Since Ben McAdoo took over as offensive coordinator two years ago, the Giants rank fifth in snaps and second in no-huddle rate (45 percent). Manning has the fourth-most attempts and touchdown passes, as well as the sixth-most passing yards. He finished 2014 as fantasy’s QB10 and last year he was the QB7. With an 11th-round ADP as the 12th quarterback chosen, Manning’s new head coach is McAdoo and his supporting cast has been upgraded via the draft. He produced seven top-12 fantasy quarterback weeks last season, with three coming during the final month.

### Tyrod Taylor

Despite averaging the eighth most fantasy points per game and the third most points per dropback, Taylor has a 13th-round ADP as the 20th quarterback drafted. He also posted 7.4 rushing attempts per game and

The terms “sleepers” and “busts” have been used to describe under- and over-performing players since the first fantasy draft magazines. Back then, many players remained off the radar due to scarce or late-arriving information. In these hyper-connected days, everyone in the NFL is well-covered and if we want to analyze a player all we need to do is look. If someone is truly a sleeper, we are the ones asleep.

exceeding 40 rushing yards 64 percent of the time. Taylor ranked in the top-10 for yards-per-attempt, NFL and PFF passer rating, accuracy percentage while under pressure, and deep ball accuracy percentage. In his first season starting, Taylor’s PFF grade ranked eighth-best of 46 qualifying quarterbacks on a per-dropback basis.

### Ryan Mathews

Sitting on a pile of opportunity – 193 handoffs left town with DeMarco Murray

– and with little competition for the work, Mathews remains a bargain even as his ADP has risen. Volume is all Mathews has ever needed and last year he ranked fourth out of 54 qualifying running backs in fantasy points-per-opportunity (carries plus pass routes), and first in points-per-snap. With an improving defense and a Doug Peterson led offense that has provided a springboard to more than one fantasy-relevant running back, Mathews will get all the work he can handle.



ence from his fantasy-viable campaigns. Chip Kelly's break-neck pace, and 170 unaccounted-for targets from last season, will put Smith back on the map.

### Eric Ebron

Premature "bust" labels are fertile ground for picking undervalued players, and the 23-year-old Ebron qualifies. At a notoriously slow-to-develop position, the second-year tight end improved his yards-per-reception (11.4 versus 9.6), yards-after-catch (6.4 versus 5.1), catch (72.3 percent versus 57.1) and drop rates (11.3 versus 13.8), in addition to scoring four more touchdowns. The Lions' new offense revolved around shorter passes, and Ebron is primed to soak them up – as well as a chunk of Detroit's 210 unaccounted-for targets from 2015.

### Antonio Gates

Gates is old and boring, but with a 10th-round ADP as the 14th tight end selected, he's cheap to acquire. Among all 50-plus-target tight ends, he ranked seventh in points-per-game, eighth in targets-per-game, and ninth in points-per-target. Keenan Allen's healthy return may not be the negative it seems, as Gates averaged 13.5 targets, nine catches, 93.5 yards, and scored two touchdowns in the pair of games they played together in 2015. While choosing from the increased number of viable fantasy tight end options is more exciting, Gates will continue to deliver steady, low-cost production.

## OVERVALUED

### Blake Bortles

The eighth quarterback off the board, with a ninth-round ADP, Bortles has little room to outperform his cost. Last year, he had the second-most dropbacks (685), threw the most passes (242), most touchdowns (21), and for the most yardage (2,062) while Jacksonville was trailing in the second half. The Jaguars strong offseason has them projected for an additional 2.5 wins and Bortles threw nearly seven fewer passes in victories. One offseason improvement was importing Chris Ivory to help grind out tough yards – bad news for a quarterback who led the league in red zone attempts and was second in touchdowns.

### LeGarrette Blount

Essentially free, with an ADP in the 13th round as the 51st running back selected, Blount has 16 rushing touchdowns in 378 carries as a Patriot – the sixth-highest scoring rate of 66 qualifying backs. New England has 34 more rushing touchdowns from inside the six yard line than any team since 2003, and Blount is clearly their goal line back. He forced 0.21 missed tackles per touch last year (eighth-most), and posted three fantasy RB1 weeks, one RB2, and two RB3s among his 12 games. Calling a "Blount game" isn't tricky – start with weeks the Patriots are sizeable favorites – and he's an ideal best-ball option.

### DeSean Jackson

After the finishing each of the last three seasons in the top 10 for most fantasy points per target – including third overall the past two years – Jackson is being drafted as

the 39th wideout in the late-seventh round. The 29-year-old battled injuries in 2015, one year after turning in a fantasy WR16 season. Still a big play threat, nobody even sniffs his total of 19 touchdowns of 50-or-more yards since 2008 (Jordy Nelson has 14 during that span). Jackson's volatile weekly scoring output profiles better in a best-ball format, but his dirt-cheap cost makes him a value in any league format.

### Torrey Smith

After a disastrous first season in San Francisco, Smith is now the 50th wide receiver selected in MFL10s (10th-round ADP). Despite scoring the sixth most points per target and leading the league with a 20.1 yards-per-reception rate, drafters are ignoring the 27-year-old Smith's four-year run of top-24 fantasy wideout scoring output prior to 2015. His target total (56) ranked 75th among wideouts and was essentially the only differ-



**[Peterson's] lack of involvement in the passing game saw him produce the lowest percentage of fantasy points through the air of any top 12 running back.**



### Tony Romo

Arguably one of the NFL's top five passers, Romo has finally gotten his due of late. But in an offense that threw the second fewest passes in 2014, when everything went as planned and they trailed on only 39 percent of second-half snaps (eighth-fewest), Romo finished as the QB12 despite performing as efficiently as any quarterback in the league. Even last year, when Dallas trailed on over 66 percent of their second-half snaps (sixth-highest), they only attempted the 23rd-most passes. With a first-round running back and protecting Romo a priority, the passing volume just won't be there.

### Adrian Peterson

The 31-year-old unquestioned early-down back is unlikely to be a total bust. Yet his lack of involvement in the passing game saw him produce the lowest percentage of fantasy points through the air of any top 12 running back (9.5 percent). He was on the field for only 10 of the Vikings' 105 "3rd-and-8-plus" situations (also 9.5 percent). Peterson's 327 handoffs led the league by 39, while his rushing grade on a per-attempt basis fell for the third straight year. With less volume on tap in 2016, his early-second-round ADP is at least a round too high.

### Matt Forte

One problem with the 30-year-old Forte paying off his fourth-round cost (RB16) is the Jets also signed a better pure runner and a better receiver – both of whom are better blockers. His Breakaway Percentage and Elusive Rating continued to decline in 2015, and he performed best as part of a late-season committee. New York had the fifth-worst run blocking grade in 2015 and their offensive line arguably got worse. They won't help Forte's abysmal career



touchdown conversion rate from inside the two-yard line (34 percent), and it's doubtful he gets enough volume to be a fantasy difference-maker if he doesn't score.

### Kelvin Benjamin

When Benjamin was fantasy's 16th wide receiver as a rookie, he ranked 56th in points per target. His passing game grade ranked 70th and his blocking earned him the 107th-best grade of 110 qualifiers. Benjamin's 948 snaps (15th-most among wideouts) and 142 targets (fifth-most) were products of a talent-deficient receiver room in Carolina. Now he will battle for targets with Ted Ginn, Philly Brown, Devin Funchess, and Keyarris Garrett – the last two of whom fit Benjamin's mold. His 51-percent catch rate won't cut it with a reduced target load, and a third-round ADP (WR21) is wishful thinking.

### Kevin White

With a sixth-round price tag as the 34th wideout selected, White already requires legitimate draft capital. A couple of glowing camp reports and he will cost even more. That is quite a leap for a player who is yet to see a snap and plays in an offense that could struggle to support two fantasy-viable wideouts. The Bears threw the eighth-fewest passes while running on the seventh-highest percentage of plays last year. When adjusted for game script, they were the second-most run-heavy. Significant defensive upgrades may lead them

to pass even less in 2016, making White a low-volume risk.

### Delanie Walker

Our favorite undervalued tight end from last year is overvalued after posting the fifth-most points at his position. Walker likely will not see another tight-end-best 130 targets, or accrue 19 percent of his fantasy points while the Titans are losing by double-digits in the fourth quarter. With a renewed emphasis on a running game used on 38 percent of snaps in 2015 (22nd-most), plus mouths to feed in Dorial Green-Beckham, Rishard Matthews, and Kendall Wright, the 32-year-old Walker's workload will decline – and he ranked 10th among top-12 fantasy tight ends in points-per-target.

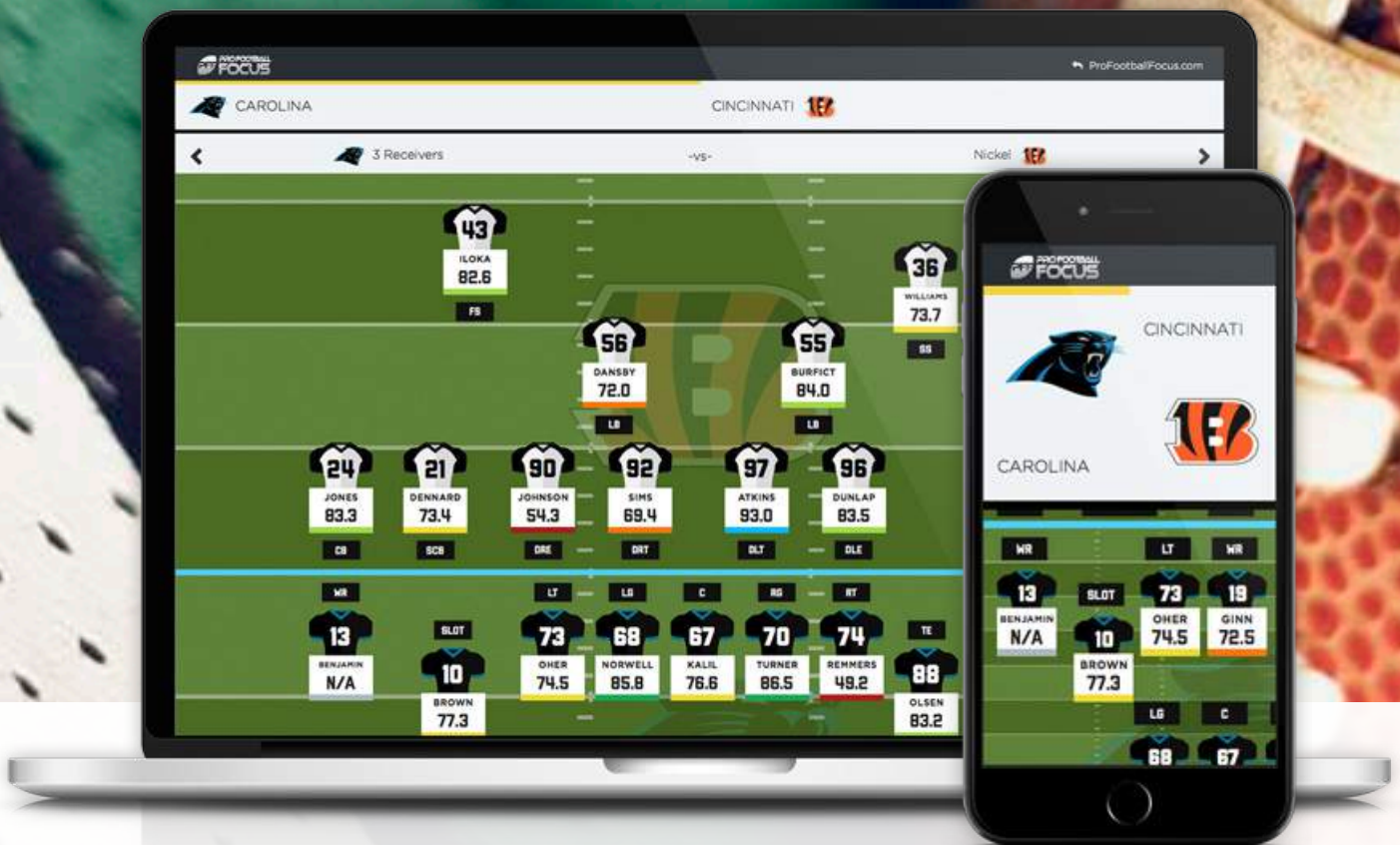
### Jimmy Graham

Hopefully Graham can be the first elite skill position player to return from a torn patellar tendon quickly and fully, but why would we bet on that – even at a depressed cost (11th round ADP; TE16)? The 6.5 points per game he averaged while healthy ranked 10th, the 6.5 targets per game he was seeing paled in comparison to the eight-plus from his Saints days, and Seattle's offense took off after he got hurt. Other than a few vaguely positive reports – the same kind we got about Victor Cruz last year – there are no signs he won't start the year on PUP, or prove to be anything more than a wasted fantasy pick.



# PLAYER GRADES

*Going beyond the stats.*



## INCLUDES:

- ✔ Position ranks (players graded on an easy-to-use 1-100 scale)
- ✔ Snap counts for all current NFL players
- ✔ Season grades for all current NFL players
- ✔ Grades for each aspect of a player's game (run, receiving, run blocking, etc.)
- ✔ Head-to-head depth charts (includes updated rosters, accounting for injuries)

[profootballfocus.com/fantasy](http://profootballfocus.com/fantasy)



# I DISAGREE...

GET OUR TOP RANKERS TOGETHER IN ONE ROOM AND THERE ARE BOUND TO BE DISAGREEMENTS. HERE ARE THE MOST POLARIZING PLAYERS FROM OUR 2016 FANTASY RANKINGS.

## ■ ANDREW LUCK QB NOS. 3-6

### PAT THORMAN NO. 4 QB

Ranking Luck at No.4 is a little lower than consensus, but is more about great expectations for the quarterbacks in front of him. However, the fact remains that he has not performed well for a while, even when healthy. His PFF grade ranked 36th out of 37 quarterbacks over three weeks before getting injured. During that time he had the second-worst accuracy percentage, led the NFL with seven interceptions, and averaged the 26th-most fantasy points per dropback. That said, a QB4 ranking is nothing to sneeze at and I expect a bounce-back year buoyed by extreme volume.

### ROSS MILES NO. 3 QB

Simply put I cannot get away from Andrew Luck's talent level. He was seen as either the No.1 or No.2 fantasy quarterback heading into 2015, and had a tough year, under-performing by a fair margin. I'm willing to give Luck the benefit of doubt, and have him right back in the upper echelons of fantasy quarterbacks.

### MIKE TAGLIERE NO. 3 QB

There's a history to go off with Luck, not just one injury-riddled season. Trending upward, some analysts were projecting a record breaking season heading into 2015. While that was a bit extreme, putting him into the top-3 quarterbacks was not. Considering the Colts have done nothing to make you think they'll run the ball more, Luck has another season of 610-plus attempts ahead of him. With T.Y. Hilton, Donte Moncrief, and Phillip Dorsett at his disposal, he should be as good as ever.

### TYLER LOECHNER NO. 5 QB

Andrew Luck is still a top-five fantasy quarterback, but I have him ranked a few spots below where I had him heading into the 2015 season. Moving Luck a down few spots has less to do with him and more to do with some of the other quarterbacks. At this point, I simply can't rank anyone above Cam Newton and Aaron Rodgers, and

Russell Wilson has proven his consistency in fantasy as well. Luck, while still an elite fantasy quarterback, is just a rung below because he hasn't performed at the highest level long enough.

### JEFF RATCLIFFE NO. 6 QB

A year ago people thought we were crazy at PFF when we said Luck wasn't one of the elite NFL quarterbacks. Well, we were right. Don't get me wrong, he still oozes with upside, but Luck proved to be mistake-prone especially in the face of pressure. He lacks the fantasy floor of other top 5 fantasy quarterbacks. Luck will be overdrafted this year.

## ■ TODD GURLEY RB NOS. 2-5

### MIKE TAGLIERE NO. 3 RB

I'm sold on Gurley as a talent. He came off a serious knee injury last year, and proceeded to turn heads with his big play ability. The concern for him heading into the 2016 season is the same one that worried most heading into 2015, his touchdowns on a low scoring offense, as well as his reliance on the big play. His 45.9 break-away percent was easily the highest in the league, which led to big games, but also small ones. Three of his 13 games resulted in fewer than five fantasy points, which is something that Le'Veon Bell hasn't done

once in his entire career.

### JEFF RATCLIFFE NO. 5 RB

Gurley is a fantastic talent, but I'm not quite drinking the kool aid on him this year. My concern stems from a one-dimensional offense that ran the fewest snaps per game last season. They're also starting a rookie quarterback in Jared Goff. Opposing defenses are going to game plan for Gurley, and I expect it to be a roller coaster ride of a season for fantasy owners with some ups, but also several down weeks.

### PAT THORMAN NO. 4 RB

Like with Luck, slotting him a spot or two lower has more to do with the running backs in front of Gurley projecting to be more heavily involved in the passing game. Gurley saw two targets per game in 2015, plays for what projects to be an average-at-best team, and likely will run behind a vastly inferior offensive line than that of the Steelers, Cowboys, and Cardinals. There is no denying Gurley's talent, but a two-down role in a tough division, behind a rookie quarterback, qualify as more negatives than the backs ahead of him are saddled with.

### TYLER LOECHNER NO. 3 RB

I'm not worried about the fact that we're all banking on a small sample size from Gurley. He was brilliant the instant he started playing last season, and he ended up rushing for over 1,110 yards and scoring 10 rushing touchdowns while averaging 4.8 yards per carry. The only reason Gurley isn't my No. 1 running back is because the Los Angeles Rams aren't nearly as good offensively as the Pittsburgh Steelers (fewer scoring opportunities), and Gurley still has some work to do in the passing game.

### ROSS MILES NO. 2 RB

When you have a rookie running back put up over 1,100 yards and ten touchdowns in a 13 game season (including three games with less than ten carries), in his first season recovering from an ACL tear, for a team with no semblance of a passing game, it's impressive. Gurley is a stud. Nothing else to say here.



JEFF HAYNES/AP IMAGES

## ■ KEENAN ALLEN WR NOS. 9-18

### TYLER LOECHNER NO. 13 WR

Last season, Allen was on pace for 172 targets, 134 receptions, 1,450 yards and eight touchdowns. Remarkably, however, those numbers would only have been good enough to be a middle-of-the-pack WR1. Despite the high volume, his per-snap and per-opportunity scoring efficiency rank closer to tail-end WR2 territory than the tail-end WR1 zone. Additionally, his volume came in spurts. He would see 15-plus targets one week but only five the next. Allen's "pace" from last season looks excellent, but his relative inconsistency makes him more of a strong WR2.

### ROSS MILES NO. 10 WR

Allen was on pace for over 130 catches and 1,400 yards before succumbing to and injury in Week 8 last season, and will again be Philip Rivers' first, second and third look on Sundays. If anything the Chargers offensive arsenal became even more streamlined into an Allen-powered machine with the departure of TE Ladarius Green. I don't expect speedster Travis Benjamin to have a major impact on Allen's usage and will be shocked if he catches less than 100 passes.

### MIKE TAGLIERE NO. 18 WR

The love for Allen is warranted to an extent, but it's like he's a perennial pro-bowler who's a can't-miss player. Just two years ago he let down the fantasy owners who took him as the No. 11 receiver off the board, finishing as the WR48 despite missing just two games. His pace in 2015 was something to build on, but the offense is changing again under Ken Whisenhunt, and they replaced older Malcom Floyd with young and upcoming speedster Travis Benjamin, who's better at this point of his career than Floyd arguably ever was. Allen has a strong following because of the way he played in 2015, but he's still yet to finish as a top-15 wide receiver. I'd rather take someone like Alshon Jeffery, Mike Evans, or Brandin Cooks.



### JEFF RATCLIFFE NO. 14 WR

Many will look to Allen's volume last season and fall in love. While there's certainly a lot to like about a receiver who was on pace to top 180 targets for the season, Allen doesn't profile as a prototype WR1 in the mold of someone like Julio Jones. My main concern stems from his extremely low average depth of target of just 8.0 yards, which tied for 106th in the league last season. Being consistently targeted so close to the line of scrimmage bodes extremely poorly for big play upside. The addition of Travis Benjamin will help the Chargers' offense, but Allen's role will likely remain the same. Allen's fantasy profile is best suited for PPR formats, but many will overvalue him and draft him as a top 10 wide receiver in standard scoring leagues.

### PAT THORMAN NO. 9 WR

Coach-speak is more useful for preseason puff pieces than prognostication, but it doesn't hurt Ken Whisenhunt said Allen will be a focal point of San Diego's offense. It also helps that he already was the top dog last season. If we extrapolate the pace Allen was on through seven and a half games, he would have finished with roughly 183 PFF-charted targets, 143 receptions, 1,547 yards, and 8.5 touchdowns. That would be the overall WR7 in standard scoring formats, and the WR3 in PPR. Without a ton of hope for their running game and a still-rebuilding defense, Philip Rivers is going to be throwing a bunch – and often to his motivated contract-year No. 1 wideout, who had his breakout season temporarily interrupted.

## ■ TYLER EIFERT TE NOS. 4-7

### JEFF RATCLIFFE NO. 7 TE

Volume is the name of the game in fantasy football, and that's just not something Eifert saw last season. In 13 games played, he was targeted just 66 times. By comparison, Jordan Reed played 14 games and saw 111 targets. In the case of Eifert, a lot of folks are going to be fooled by the bottom like of his fantasy points, but his production was largely due to the 13 touchdowns he scored. That sort of productivity is impossible to keep up, and he's arguably the No. 1 candidate for regression this season. I would have ranked Eifert the same regardless of his offseason surgery.

### PAT THORMAN NO. 4 TE

I moved Eifert down a couple of spots on his ankle surgery news, and depending on prognosis updates, he might need to be moved down again. If he is healthy, however, Eifert's upside tops all tight ends this side of Rob Gronkowski and Jordan Reed. While he will not again score a touchdown for every 5.1 targets, he wouldn't need to to maintain the 10.8 fantasy points per game pace that ranked third-highest last season. With 141 targets departing along with Marvin Jones and Mohamed Sanu, and wholly uninspiring replacements in Brandon LaFell and Tyler Boyd, Eifert is set for a target bump. If he's healthy enough to play Week 1, which we have no way of knowing right now.

### MIKE TAGLIERE NO. 5 TE

When spending a fourth or fifth round draft pick on a tight end, it sets you back with the rest of your roster, so you really don't want to miss on that player. In order to get Eifert, you'll be spending a fourth round pick, which is too much considering he's in real danger of missing the first few weeks of the season. On top of injury concerns, you'd be banking on more targets, because there will be touchdown regression. With the lack of weapons in the passing game (outside of A.J. Green), he'd likely see a

nice increase in targets, but he wouldn't catch a touchdown every 5.1 targets again in 2016. By comparison, Rob Gronkowski caught one touchdown every 10.3 targets in 2015. If he was healthy, there would be an argument. But he's not, so there's none to be made.


### TYLER LOECHNER NO. 4 TE

There's no doubt in my mind that Eifert will score fewer touchdowns in 2016. He caught an insane 13 touchdowns (most in the league) on just 52 receptions last season. However, his low reception total led to only 615 total yards (12th among wideouts). This made Eifert more of a boom-or-bust option, and it makes him impossible to rank ahead of steady options

like Rob Gronkowski, Jordan Reed and Greg Olsen.

### ROSS MILES NO. 4 QB

The tight end rankings were shaken up a little last season with several emerging players such as Jordan Reed and Tyler Eifert himself, while Delanie Walker also began to claim the plaudits he rightly deserves, and Jimmy Graham vanished from fantasy consciousness in Seattle. Throw in high upside talents supposed to break out in Travis Kelce, Austin Seferian-Jenkins and Coby Fleener and there isn't much between TE2 and TE9, hence the variation in his rankings. I'm siding more with him being towards the top of that pile, based on previous production vs potential.



# 8 impact fantasy rookies

by JOEY CARTOLANO

Who to choose? Here are the best bets for fantasy success.

WIDE RECEIVER

## LAQUON TREADWELL

The most polished receiver in this year's class, Treadwell enters an ideal spot as Teddy Bridgewater's go-to receiver on the Vikings' thin depth chart. While some are concerned by his below-average numbers in the vertical and broad jumps at the combine, he was just over a year removed from a devastating leg injury in 2014. Despite the injury, he managed to put up 1,153 yards and 11 touchdowns last season. He may not have the big play upside of some of the other receivers in this year's class, but Treadwell stands to see plenty of targets in Minnesota.

WIDE RECEIVER

## JOSH DOCTSON

Extremely productive at the college level, Doctson racked up 1,326 yards and 14 scores last season at a clip of 17.0 yards per catch. He isn't as fast as Corey Coleman, but is arguably just as explosive, as is evidenced by his 41-inch vertical jump at the combine. Doctson has a somewhat tough path to immediate production with the many mouths to feed in Washington, but his talent makes him fantasy-relevant in 2016. However, his future is very bright, especially with DeSean Jackson and Pierre Garcon on the last years of their contracts.



RUNNING BACK

## EZEKIEL ELLIOTT

No 2016 impact rookie list would be complete without Elliott, who projects as the consensus top first-year player in both re-draft and dynasty. The former Ohio State star should have no problem dispatching Darren McFadden on his way to a true three-down role behind a dominant (and PFF's top rated) offensive line, which last year vaulted a 28-year old McFadden to the fourth most rushing yards in the league. The 20-year old compiled 3,699 yards and 41 touchdowns on 562 carries (6.6 YPC) over the last two seasons, and ran a blazing 4.47 second 40-yard dash at the NFL combine. Given his talent and situation, Elliott is worth drafting as one of the top five running backs in 2016.

WIDE RECEIVER

## COREY COLEMAN

No rookie receiver landed in a better situation for immediate targets than Coleman. Following Travis Benjamin's departure from Cleveland, there are 138 vacated targets from last season. The first receiver drafted, Coleman was insanely efficient in college, averaging 18.4 yards per reception on 74 receptions (1,363 yards) and 20 touchdowns in 2015. The caveat, of course, is that Coleman did this in a Baylor offense that didn't ask him to run many different routes or block much, two things which he will most certainly have to do to succeed in the NFL. Still, given his athleticism (4.37 40-yard dash, 40.5-inch vertical leap, 10-foot-9 broad jump) and projected opportunity, he is the clear choice among rookie wideouts when betting on first-year production.

TONY GUTIERREZ/AP PHOTO

JAMIE SABAU/GETTY IMAGES, RONALD MARTINEZ/GETTY IMAGES

STACY REVERE/GETTY IMAGES, JEFF HAYNES/AP PHOTO

**RUNNING BACK**

**KENNETH DIXON**

Dixon was a three-down workhouse in his four years at Louisiana Tech, where he churned 801 carries into 4,480 yards (5.6 YPC) and 72 touchdowns, also chipping in 88 catches for 972 yards and 15 touchdowns through the air. The rookie steps into a crowded Ravens' backfield, but Justin Forsett turns 31 in October and Javorius Allen was woefully inefficient (3.8 YPC) in 2015. Marc Trestman loves to throw to his running backs, as evidenced by Forsett and Allen's combined 102 targets last season, and Dixon excels in the passing game. He's the most talented running back on their roster.

**RUNNING BACK**

**C.J. PROSISE**

A converted slot receiver, Prosize averaged a robust 6.6 yards per carry on 156 handoffs (1,032 yards) to go with 26 receptions for another 308 yards and a touchdown in his first and only year at the running back position in 2015. It's clear that Seattle plans to leverage his versatility by getting him touches in different ways. With Thomas Rawls not offering much in the passing game, Prosize already has fringe flex PPR value, with upside for much more.



**WIDE RECEIVER**

**STERLING SHEPPARD**

The Giants were one of the premier potential landing spots for rookie receivers prior to the draft with an extremely thin depth chart behind Odell Beckham and 87 unaccounted for targets after Reuben Randle signed with Philadelphia. Enter Shepard, who despite his smaller stature (5-foot-10 and 194 pounds) is one of the best athletes in this class with a 4.48 second 40-yard dash, 41-inch vertical jump and 20 bench press reps, the latter two of which led all receivers at the NFL combine. Extremely productive at Oklahoma, he averaged 19.0 yards on 51 receptions in 2014 and 15.0 in 2015. In the Giants' 3-receiver-heavy offense, Shepard could push for close to 100 targets in Year 1.

**WIDE RECEIVER**

**MICHAEL A. THOMAS**

Thomas is tough to evaluate from a statistical standpoint as his 2015 production (56 receptions for 781 yards and nine touchdowns) was skewed by playing in an offense centered on Ezekiel Elliot that only generated 2,455 yards through the air. However, the former Buckeye steps into a New Orleans offense that has eclipsed 650 pass attempts for six seasons in a row and has 176 vacated targets from Ben Watson and Marques Colston. Thomas projects to slide right into Colston's "big slot" role in Sean Payton's offense, which is ripe with fantasy opportunity.

TONY GUTIERREZ/AP IMAGES

# DAILY 101 fantasy sports

by BRANDON MARIANNE LEE

Last football season you couldn't turn on a television without seeing an ad for one of the larger-than-life DFS sites. The exposure was over the top. Then a series of Attorney Generals decided to step in and question the legality of the game. Things got ugly. People got scared.

Sound about right?

Thankfully, things are calming down. Legislation continues to improve the stability of the industry. And frankly, this is the best time to get in there, learn and play.

For those still looking to take the plunge, here's a quick and dirty primer to help you get started.

## From Fantasy to DFS

Let's start from the very beginning. DFS stands for Daily Fantasy Sports. In the case of football, the "daily" aspect of the game is flexible.

Transitioning into daily fantasy sports can be challenging for the season-long player, but these tips will have you playing like a vet in no time.

Some contests are just for one day, but others span the entirety of the week.

However, working within a salary cap is the biggest (and most common) difference between season-long and daily fantasy football.

For instance, if you play a DraftKings lineup, you will have a \$50,000 cap. Each player is priced relative to their perceived value. A bigtime quarterback could cost you \$9,000. A boom-or-bust receiver could cost you \$4,500. You pick a team that you think will score the most points while staying under the cap.

## QUICK TIP

**Bankroll management is key to DFS success.**

Only play 10-20 percent of your bankroll each week. It's tempting to play as much as possible Week 1, but pace yourself so that one bad week won't clean you out.

# 1

## Matchups are everything

ProFootballFocus has a WR vs CB tool that is a must for the serious DFS player. Contrary to popular belief, the top cornerback does not always defend the top receiver of the opposing team. At PFF, we break down every matchup, every week to give DFS players an edge on the competition. At PFF, we also offer individual player grades for every player, giving unique insight into offensive and defensive linemen. This information can help identify individual matchups to exploit when you're searching for a bargain play.



JULIE JACOBSON/AP PHOTO

**QUICK TIP**

**Stack your way** to big fantasy scores.

Stacking players refers to when you pair two-or-more players from the same team. The most common stack is when you pair a quarterback with a wide receiver. When the receiver catches a touchdown you get double the score in your lineup. Stacking usually is more ideal for GPP tournaments, where you'll want to diversify your lineup in cash games.

**QUICK TIP**

**Don't overlook your defense.**

A good defense is often the difference between making or losing money each week. Shoot for upside units who can possibly find the end zone.

3

How to determine fantasy upside

Here's what you need to consider: 1) Could this player have a larger role this week due to an injury?, 2) Is he a complimentary player on a team that will probably score a lot of points?, 3) Is he touchdown dependent and in a potentially high-scoring matchup?, 4) Does he have a different role on the offense each week based on game script? If you answered yes to any of those questions, then that player has some upside. How much upside? Well, that varies, but these are the types of players to sprinkle in with your studs in big GPP tournaments.



JOHN F. RHODES/AP PHOTO



>>> Know your game types...

There are two types of games -- cash games and GPP tournaments -- and many varieties within those categories.

The most common "cash games" are 50/50s and head-to-heads. A head-to-head is exactly what it sounds like. You play one person and the person who wins takes it all. A 50/50 pays out the top 50 percent of the field. Other forms of cash games include double-ups and triple-ups. You have to be in roughly the top 40 percent in scoring to double your money in a double-up and the top 30 percent in a triple-up.

Cash games are generally considered safe and many people build their bankroll by playing in these contest types. When you're first starting out, consider playing primarily in cash games while you're learning what works and what doesn't.

Safety is the name of the game in these types of contests. Since you only need to beat about half the field, you want to focus on players with high floors. Mark Ingram scored 10-plus points in all but one game last season, making him a perfect cash game play. He's the polar opposite of Matt Jones who scored anywhere from 26.2 to 0.2 points.

DFS tournaments are high-risk, high-reward contests where a small number of entrants (usually 10-20 percent) share the prize money with a higher allocation going to the top finishers.

A GPP (Guaranteed Prize Pool) is a contest where the prizes are guaranteed, whether the contest fills or not. Usually these are tournaments, but technically a cash game can be guaranteed as well.

Unlike cash games, the goal is to create a lineup with the highest ceiling possible. You don't care about the player's floor because if your lineup is average, or just above average, you're not going to win anything. You need to swing for the fences because only the very best lineups make any money. These are the contests where you enter Tavon Austin or Ted Ginn Jr. Sure, they could get you a goose egg, or they could score 20-plus points. Look at the matchup and play high ceiling options who have the potential to max out on fantasy points in a given week. If you find a low-owned player who goes off, it could mean big bucks for you.



Check the projections

No matter what the contest type, the ultimate goal is to score more points than your competition. Using a good set of projections will help you optimize your lineup and increase your chances of winning.

2

**QUICK TIP**

**Vegas is your friend.**

Check the Vegas lines and focus on the games that have the higher over/unders (50 points or more is ideal). These games are most likely to have the highest scores of the week, and therefore are the best bet for more fantasy points. Easy game.



SCOTT HALLERAN/GETTY IMAGES

BRAD PENNER/AP PHOTO

GOING BEYOND  
THE STANDARD  
FANTASY FORMAT  
by ROSS MILES

TIPS FOR  
IDP  
DRAFTS



TOM DIPACE/AP IMAGES

Tips for Draft Day

► BUILD A DRAFT BOARD

USE THE PFF PROJECTIONS TO CREATE CUSTOMIZED RANKINGS BASED ON YOUR LEAGUE SETTINGS.

► WAIT, WAIT, AND WAIT ... THE FIRST IDP WILL BE PICKED EARLY, BUT YOU DON'T NEED J.J. WATT OR LUKE KUECHLY TO WIN YOUR LEAGUE.

► ... UNTIL AFTER ROUND 8 WITH AN OFFENSIVE CORE IN PLACE, START SCOOPING IDP VALUE IN THE MIDDLE ROUNDS.

GEORGE BRIDGES/AP PHOTO

>>> Draft day is one of the most important days of the year. IDP drafts can be a bit overwhelming thanks to the expanded player pool and more roster spots to fill. But at its core, it is still about finding value during the draft. To really dominate your IDP draft, there are a few things you need to know.

Scoring System

Above all else the most important aspect of IDP draft strategy, and in fact all draft strategy, is having a good grasp of your league's scoring system and what it means

for player values. Fantasy players are all very aware of how PPR or non-PPR scoring has a major impact on possession receivers and pass-catching backs, yet often they overlook tackle to interception and sack scoring ratios for the defensive player scoring settings.

An IDP scoring system is deemed to be 'tackle-heavy' if the value of these big plays to tackles are 3-to-1 or less, and 'big-play' heavy if 5-to-1 or more (4-to-1 being 'balanced'). In a tackle-heavy scoring system the in-the-box-safeties see spikes

in their values as do Tampa-2 coverage corners asked to support the run. This also holds true for 3-4 defensive ends and three-down middle linebackers who tend to accrue more tackles than their positional counterparts.

In big-play heavy systems, the top 4-3 defensive ends see a surge in value as there tends to be separation between their point tallys and their positional counterparts. Playmaking defensive backs, particularly ball-hawking corners, also jump up rankings over the course of a sixteen game

season although they still suffer from inconsistent scoring from week to week. Productive pass-rush outside linebackers also benefit greatly in big-play leagues and get upgraded from match-up based plays to boom-or-bust LB2/3 prospects.

### Positional Value

Not all positions are created equal. A case in point would be how running backs are not the highest scoring players, but they are valued at a premium and are often selected earliest in redraft leagues based on positional scarcity.

Defensive ends are the IDP equivalent of running backs, where the criteria to be considered elite is: play in a 4-3 defense, projected to play at least 75 percent of snaps, have the ability to post both double-digit sacks and top 40 total tackles. Of course, J.J. Watt, breaks the mould by being a 3-4 end who can post multiple 20-plus sack seasons, but he's the exception. It should be added that some top 3-4 ends can be considered solid DE2s because they can post 50-plus total tackles as well as moderate sack totals which offers a consistency in scoring week-to-week that few other non-elite defensive ends can. This higher tackle floor makes them safer selections than similarly ranked 4-3 ends.

Linebackers are the workhorses of any solid fantasy team. They'll be the most reliable scorers each week making them vital to your team's success. The key is to find off-ball linebackers who stay on the field for all three downs. Edge-rushing outside linebackers tends to have lower tackle floors, and therefore

JAY BIGGESTAFF/AP PHOTO



are much more volatile for fantasy purposes. There can be some strategic value to picking up a top pass-rushing OLB as a primary option on your bench. They can be utilized as a match-up based alternative when facing a favorable on-field matchup, or when facing a superior scoring team and you need to take a boom-or-bust scoring approach.

Run stuffers are the most highly prized players at defensive back. Being able to consistently produce high tackle numbers week after week makes them dependable and desirable, whereas roaming free safeties are reliant on making turnovers and cover cornerbacks need to be targeted regularly. Traditionally, defensive backs who blitz often can have elite fantasy values, as shown by Roman Harper and Charles Woodson, who have been two of the most frequently blitzed players at their respective positions. That hasn't been quite the case in recent seasons for safeties, although the likes of aggressive slot corners Tyrann Mathieu and Corey Graham have both been highly effective for fantasy purposes.



ROSS D. FRANKLIN/AP PHOTO

## Solidify your IDP Roster



MICHAEL DWYER/AP PHOTO

Assemble a core of consistency. Having a high floor in fantasy production from your IDPs creates a platform to rack up fantasy wins. Across all scoring systems tackle-producing players provide this level of scoring security.

I like to own enough three-down linebackers to start at every LB spot with a bye week alternate rostered as well.

Focus on dynamic defensive backs with strong tackle production. Don't take a defensive back before Round 13. There's so much value later in drafts.

Upside defensive ends to target should have either high floors for tackle production and/or show pass-rushing potential. Look to target these players in the Round 13-to-18 range.

# Coaching Carousel

by MICHAEL MOORE

Coaches from offensive backgrounds filled all seven head-coaching vacancies this season, echoing the offensive (fantasy) explosion in recent years. Each head coach has either been an offensive coordinator or held play-calling duties, which gives us valuable insight into their tendencies and should help the evaluation process when drafting players from their respective teams.



01

ADAM GASE  
TOTHE DOLPHINS

One of the more celebrated coaching moves this season was the Dolphins hiring former Bears offensive coordinator Adam Gase. Expect more throws downfield. As a team, Miami completed an average of 6.5 yards per attempt last year while Chicago completed 7.0.



02

MIKE MULARKEY  
TOTHE TITANS

Despite boasting about installing an "exotic smashmouth" offense, Mularkey's previous head coaching jobs were not that big on the run. In 2012, Mularkey's Jags, ranked 30th in rushing attempts. This doesn't bode well for DeMarco Murray and second-rounder Derrick Henry.

03

DOUG PEDERSON  
TOTHE EAGLES

During his tenure in Kansas City, Pederson's offense finished fourth in points per play and third in yards per play. Kansas City was the sixth most run-heavy, calling for the run 46 percent of the time. Expect the Eagles to pound the rock, but not at the volume of the previous regime.

04

DIRK KOETTER  
TOTHE BUCCANEERS

This move is good news for Doug Martin, who is coming off a bounce-back season. With Koetter at OC, Tampa ranked eighth in rushing attempts and fifth in yards. Koetter has also proven his ability to use the pass, which bodes well for Jameis Winston.

05

BEN MCADOO  
TOTHE GIANTS

Eli Manning has thrown for at least 4,000 yards and 30 touchdowns in two years playing for McAdoo. Odell Beckham has tallied the most receiving yards in the first two years of a career since Randy Moss. Under McAdoo's pass-happy offense Beckham should continue to thrive.

06

HUE JACKSON  
TOTHE BROWNS

Jackson called a run-heavy offense in his time with the Raiders and Bengals. Unfortunately, he likes to distribute the workload. Last year, Jeremy Hill handled only 47 percent of the Bengals' rush attempts. Duke Johnson and Isaiah Crowell will benefit, but this is likely a committee.

07

CHIP KELLY  
TOTHE 49ERS

In Philly, Kelly's offense played at a rapid pace, which led to heavy offensive volume. His teams ran an average of nearly eight plays more per game than the 49ers did over the same span. More plays mean more potential for fantasy points for Carlos Hyde and Torrey Smith.



# O-Line

## RANKINGS

by NATHAN JAHNKE

+ CHECK OUT ALL THE PROJECTED OFFENSIVE LINES IN OUR TEAM PREVIEW PAGES.

01



With four of their five linemen ranking in the top eight of their position, this could be an all-time great line.

02



The Raiders didn't have a superstar until replacing their weak point with the best free agent OL Kelechi Osemele.

03



The Cardinals have stud run blocking guard, Mike Iupati, and they added another strong run blocker in Evan Mathis.

04



Jason Peters and Lane Johnson ranked in the top quarter of pass blocking efficiency. Both were better run blockers.

05



The Packers have two of the top six guards in T.J. Lang (88.8) and Josh Sitton (86.6).

06



The Bengals replaced Andre Smith with Cedric Ogbuehi to team up with two reliable guards and LT Andrew Whitworth.

07



Led by one of the best young left tackles Terron Armstead who only allowed 20 pressures last year.

08



The offense was very good last year, but they should be even better thanks to improvements on the offensive line.

09



Houston is undergoing a lot of changes. If everything goes right they have the potential to be a top 5 line.

10



Atlanta skyrockets into the top 10 thanks in part to a greatly improved play of Jake Matthews and Ryan Schraeder.

11



The Ravens offensive line was once one of the top lines in the league, but have since been on a downward trend.

12



Strong on the interior, weak on the outside. This is one of the few teams who returns all five starters from 2015.

13



If everyone is at their best this could be a top line that gives Bridgewater and Peterson big boosts.

14



With how much the Titans have invested in the line you would expect them to eventually be higher on this list.

15



There is still room for improvement, but the line should help the Jaguars skill players more than they have in the past.

16



The Colts have about as average of a line as you can get. Expect more of the same from this line in 2016.

17



At one point the Browns had the top offensive line in the NFL, but lost Alex Mack and Mitchell Schwartz in free agency.

18



This ranking might seem optimistic, but if everyone can stay healthy, all five have been solid starters at points.

19



Washington's offensive line remains the same from 2015, so expect more of the same from the skill players.

20



The Bills improved in the rankings thanks to Richie Incognito unexpectedly playing the best football of his career.

21



Kansas City added Mitchell Schwartz in free agency who will help slow down some of the AFC West pass rushers.

22



There isn't much reason to be optimistic about the Patriots' pass blocking which should keep Brady under pressure.

23



The Jets seem like a line on the decline, which won't help their veteran receivers and runner.

24



Laremy Tunsil should help for the long term, but rookie guards haven't helped teams too much in Year 1.

25



Ideally the Lions' line would be showing progress, but Laken Tomlinson is the only one who has improved.

26



Ali Marpet had a solid rookie year and Logan Mankins is solid, but issues remain at the other positions.

27



A few years ago the 49ers had the best offensive line, but now Joe Staley is the only player to remain from that unit.

28



The Giants let Geoff Schwartz go in free agency, so the line could be even worse in 2016 than it was in 2015.

29



The Broncos only had one offensive linemen grade above average last year: Evan Mathis, who is now in Arizona.

30



Jay Cutler was at his best in Chicago when their line was at their best, but that won't be the case this year.

31



The Rams' line struggled last year and hasn't changed, so Jared Goff might be in for a rough rookie season.

32



Seattle had one of the worst offensive lines before, and they lost Russell Okung and J.R. Sweezy.

# Mock Draft MADNESS

by TYLER LOECHNER



>>> The PFF Fantasy staff gathered in late-May for our first mock draft of the year, and the “zero-RB” strategy was a popular choice among the drafters. Running backs are no longer the power position in fantasy drafts. Wide receivers have wrestled that distinction away and claimed the throne as their own.

To provide a balance between standard and PPR formats, this league features half-point PPR scoring with four points for touchdown passes. Our starting lineup consisted of one quarterback, two running backs, three wide receivers, one tight end, one flex (RB/WR/TE), one kicker, and one defense/special teams. MyFantasyLeague.com was used to complete the draft.

The fact this was a half-point PPR league certainly played a role in the decrease of running backs in Round 1, but it was not

the only reason. This is a trend that has been in motion for several years. In all, only four running backs came off the board in the first round. In 2013, 10 running backs were drafted in Round 1. Nine running backs were drafted in the first round in 2014, and seven were drafted in 2015. It isn't outlandish to draft a wide receiver in the first round of drafts in standard scoring leagues this year.

Study the different draft strategies employed by some of PFF's best fantasy minds in this mock draft and choose the one that suits you best. Know your tier lists so you can anticipate positional runs, and have a plan for what you intend to do when those positional runs kick into gear. Additionally, ensure you take calculated risks — not just risk for risk's sake. If you follow these tips, you'll be sure to net a winning team.

## DRAFT ORDER

1. Nathan Jahnke
2. Dan Schneier
3. Scott Barrett
4. Sean Kirby
5. Daniel Kelley
6. Jeff Ratcliffe
7. Pat Thorman
8. Jeff Dooley
9. Mike Tagliere
10. Brandon Marianne Lee
11. Mike Castiglione
12. Michael Moore

# ROUND 01

- 1.01 Antonio Brown, PIT WR
- 1.02 Ezekiel Elliott, DAL RB
- 1.03 Julio Jones, ATL WR
- 1.04 Todd Gurley, RAM RB
- 1.05 Le'Veon Bell, PIT RB
- 1.06 Odell Beckham, NYG WR
- 1.07 A.J. Green, CIN WR
- 1.08 David Johnson, ARI RB
- 1.09 Dez Bryant, DAL WR
- 1.10 Rob Gronkowski, NEP TE
- 1.11 Allen Robinson, JAC WR
- 1.12 DeAndre Hopkins, HOU WR

While wide receivers have become the most sought position in the early rounds of fantasy drafts, running backs still left their mark on the first round. Half of the first eight picks were running backs, including three of the first five. But after that, only six of the next 16 picks were running backs.

The first running back who was drafted in the PFF Fantasy mock draft — and second player overall — was rookie Ezekiel Elliot. The Dallas rookie is a no-brainer first-round pick, but he is usually drafted after more proven players such as Le'Veon Bell or Todd Gurley.

Dan Schneier explained the pick: "At No. 2 overall, no player stands out as the obvious pick. Both Odell Beckham Jr. and Julio Jones should see a significant drop in targets after their respective teams upgraded around them ... Le'Veon Bell and David Johnson are too risky, and I would argue that Elliott's situation trumps Todd Gurley's. His talent is also not too far behind."

The fact that so many wide receivers (and Rob Gronkowski) were drafted in Round 1 led to some solid value picks at running back in the second round.

Michael Moore, Mike Castiglione and Brandon Lee capitalized on these opportunities at the turn and respectively drafted Devonta Freeman, Adrian Peterson and Lamar Miller with the first three picks in Round 2.

Thorman nabbed Jamaal Charles at 2.06 as well. If Charles' totals from just five games were extrapolated over 16 games, he would have been the highest-scoring running back last year.

Upside receivers filled out the rest of the round, including players such as Keenan Allen, Sammy Watkins, Amari Cooper, Brandon Marshall and T.Y. Hilton. All of these players are solid bets to perform as back-end WR1s this season. Coupled them with a stud wideout from Round 1 leaves a number of teams stacked at wide receiver.

# ROUND 02

- 2.01 Devonta Freeman, ATL RB
- 2.02 Adrian Peterson, MIN RB
- 2.03 Lamar Miller, HOU RB
- 2.04 Mike Evans, TBB WR
- 2.05 Jordy Nelson, GBP WR
- 2.06 Jamaal Charles, KCC RB
- 2.07 Alshon Jeffery, CHI WR
- 2.08 Amari Cooper, OAK WR
- 2.09 Doug Martin, TBB RB
- 2.10 Keenan Allen, SDC WR
- 2.11 Eddie Lacy, GBP RB
- 2.12 Brandon Marshall, NYJ WR

# ROUND 03

- 3.01 Sammy Watkins, BUF WR
- 3.02 T.Y. Hilton, IND WR
- 3.03 Mark Ingram, NOS RB
- 3.04 Carlos Hyde, SFO RB
- 3.05 Kelvin Benjamin, CAR WR
- 3.06 LeSean McCoy, BUF RB
- 3.07 C.J. Anderson, DEN RB
- 3.08 Thomas Rawls, SEA RB
- 3.09 Brandin Cooks, NOS WR
- 3.10 Demaryius Thomas, DEN WR
- 3.11 Latavius Murray, OAK RB
- 3.12 Jarvis Landry, MIA WR

Nathan Jahnke went all-in on wide receivers early in the draft. After taking Antonio Brown at 1.01, he drafted Marshall and Watkins at 2.12 and 3.01. However, this wasn't a pre-planned strategy by Jahnke.

"After Antonio Brown, I wasn't necessarily planning on two more wide receivers next, but I thought some running backs would fall to me where I wasn't as sure about wide receivers. I also knew in Round 4 or Round 5 that I wanted a top quarterback."

This is a classic example of being "one step ahead" of the competition. This is the type of forward-thinking strategy you can employ during your draft.

Not everybody went all-in on wide receivers early though, and Jeff Dooley showed that taking a balanced approach — even one that values running backs early — is still viable. And he found bargains by taking players other fantasy owners deem risky.

Through three rounds, 19 wide receivers were off the board, 16 running backs had been drafted and one tight end had been scooped up.

A second tight end came off the board at 4.05 with Jordan Reed going to Dooley, and the first quarterback wasn't drafted until Cam Newton at pick 4.12.

Dooley went with high-upside players who came at a slight discount because of their risk factors.

"I suppose there's some risk in each of my first three picks. David Johnson has played less than a full season, Jordy Nelson is coming off a serious injury, and both of those things are true for Thomas Rawls. But I see a ton of upside in that trio."

Dooley was also able to follow up those first three picks by selecting Reed as his tight end, giving him a solid one- two punch at running back, a WR1 and a TE1 through his first four rounds.

## ROUND 04

- 4.01 Matt Forte, NYJ RB
- 4.02 Randall Cobb, GBP WR
- 4.03 Julian Edelman, NEP WR
- 4.04 Dion Lewis, NEP RB
- 4.05 Jordan Reed, WAS TE
- 4.06 Donte Moncrief, IND WR
- 4.07 Jeremy Maclin, KCC WR
- 4.08 Jay Ajayi, MIA RB
- 4.09 Eric Decker, NYJ WR
- 4.10 Ryan Mathews, PHI RB
- 4.11 Golden Tate, DET WR
- 4.12 Cam Newton, CAR QB

## ROUND 05

- 5.01 Duke Johnson, CLE RB
- 5.02 Michael Floyd, ARI WR
- 5.03 Greg Olsen, CAR TE
- 5.04 John Brown, ARI WR
- 5.05 Aaron Rodgers, GBP QB
- 5.06 Jonathan Stewart, CAR RB
- 5.07 DeMarco Murray, TEN RB
- 5.08 Doug Baldwin, SEA WR
- 5.09 Jeremy Hill, CIN RB
- 5.10 Jordan Matthews, PHI WR
- 5.11 Andrew Luck, IND QB
- 5.12 Corey Coleman, CLE WR

Two more quarterbacks came off the board in the fifth round: Aaron Rodgers and Andrew Luck. Based on the value at the position, this is still a bit early to look for a signal caller.

We also saw another mini-run on running backs. Four more were drafted in Round 5. That makes 24 taken so far in the draft. Running back will be a bit tricky this year. Wide receivers will obviously be prioritized early, but once the running back flood gates open, they're going to come off the board fast. Make sure you're conscious of the position if you plan to go wide receiver in the first round.

The draft's first true shot in the dark came at pick 5.12, when rookie Cleveland wideout Corey Coleman was drafted. Coleman is exceptionally talented, but the quarterback situation in Cleveland remains a mess. Then again, Josh Gordon flourished as a fantasy wideout in Cleveland not too long ago despite having awful quarterbacks.

Round 6 was one of the most interesting in the draft. Our mockers didn't select a running back until the final two picks. This, compounded with the fact no running backs were taken over the final three picks of Round 5 as well, means we saw over 12-straight picks (a round's worth) without a running back. This is yet another indicator to pay close attention to running back, as the position will fall off several cliffs throughout your draft.

In this draft, Jeremy Hill was that cliff at pick 5.09. Hill was the 24th running back to come off the board, making Hill the last of the RB2s in this 12-team league. The ripple-effect was felt throughout the sixth round.

We also saw two upside receivers come off the board in Round 6: DeVante Parker and Kevin White. Parker screams upside, but is in a bit of a crowded house in Miami. White has less competition for targets, but health will be a concern after he missed all of his rookie season.

## ROUND 06

- 6.01 Tyler Eifert, CIN TE
- 6.02 DeVante Parker, MIA WR
- 6.03 Drew Brees, NOS QB
- 6.04 Russell Wilson, SEA QB
- 6.05 Larry Fitzgerald, ARI WR
- 6.06 Emmanuel Sanders, DEN WR
- 6.07 Delanie Walker, TEN TE
- 6.08 Kevin White, CHI WR
- 6.09 Travis Kelce, KCC TE
- 6.10 Michael Crabtree, OAK WR
- 6.11 Frank Gore, IND RB
- 6.12 Jeremy Langford, CHI RB

# ROUND 07

- 7.01 T.J. Yeldon, JAC RB
- 7.02 Laquon Treadwell, MIN WR
- 7.03 Matt Jones, WAS RB
- 7.04 Marvin Jones, DET WR
- 7.05 Allen Hurns, JAC WR
- 7.06 Ameer Abdullah, DET RB
- 7.07 Danny Woodhead, SDC RB
- 7.08 Giovani Bernard, CIN RB
- 7.09 Melvin Gordon, SDC RB
- 7.10 Kenneth Dixon, BAL RB
- 7.11 Zach Ertz, PHI TE
- 7.12 Dorial Green-Beckham, TEN

Round 7 picked up right where Round 6 left off with running backs comprising a whopping 10 of the next 12 picks. The race was onto grab a viable RB3 option before the well was tapped dry.

These middle-round runs on running backs should be commonplace in fantasy drafts this year as the zero-RB strategy is adopted by more people — especially in PPR leagues.

Alternatively, you can draft contrarian to the positional runs by taking players from other positions. This is what Kelley did when he drafted wideout Allen Hurns at 7.05 in the midst of 10 running backs being drafted within 12 picks.

Moore shot for upside at the turn with Dorial Green-Beckham. This is the point in the draft where it's ideal to shoot for the moon with upside players. Safe players are fine, but ultimately it's high ceiling players who help you win fantasy championships.

The draft starts to get a little messy at this point — not because the picks were bad, but because the talent has really dried up.

Coby Fleener was drafted at 8.04, which could end up being one of the best picks of the draft. Fleener is in an ideal spot to see heavy target volume from Drew Brees. While Rob Gronkowski and Jordan Reed are appealing, getting a potential top-end tight end in the eighth round is a steal.

Ben Roethlisberger was also scooped up in Round 8. Like tight end, waiting at quarterback remains a viable fantasy strategy. Of course, it should be noted that quarterbacks tend to go later in fantasy industry mock drafts than they do in home leagues. But you can still get away with waiting at the position. With more quarterbacks topping 4,000 yards and 30 touchdowns than ever, there are more than enough fantasy options to go around in 12-team leagues. Even if you miss out on a top-end option, you'll still have choices.

# ROUND 08

- 8.01 Isaiah Crowell, CLE RB
- 8.02 Tyler Lockett, SEA WR
- 8.03 Torrey Smith, SFO WR
- 8.04 Coby Fleener, NOS TE
- 8.05 Stefon Diggs, MIN WR
- 8.06 DeSean Jackson, WAS WR
- 8.07 Ben Roethlisberger, PIT QB
- 8.08 Ladarius Green, PIT TE
- 8.09 Tavon Austin, RAM WR
- 8.10 Sterling Shepard, NYG WR
- 8.11 Jordan Howard, CHI RB
- 8.12 Markus Wheaton, PIT WR

# ROUND 09

- 9.01 Steve Smith, BAL WR
- 9.02 Kendall Wright, TEN WR
- 9.03 Tom Brady, NEP QB
- 9.04 Michael Thomas, NOS WR
- 9.05 Theo Riddick, DET RB
- 9.06 Breshad Perriman, BAL WR
- 9.07 Gary Barnidge, CLE TE
- 9.08 Carson Palmer, ARI QB
- 9.09 Charles Sims, TBB RB
- 9.10 Derrick Henry, TEN RB
- 9.11 Justin Forsett, BAL RB
- 9.12 Eli Manning, NYG QB

And Tom Brady finally comes off the board. This is a smart place to take Brady, because when he returns, he figures to perform as a high-end QB1 in fantasy. It also gives the owner seven more rounds to find a filler for Weeks 1-4. With quarterback deeper than ever, it's pretty easy to find a quality replacement to get you through Brady's suspension.

Carson Palmer was also drafted in Round 9, which was one of the best picks of the entire draft. Palmer was a stud in fantasy last season, and his entire arsenal of receivers returns in 2016.

A number of fliers came off the board this round as well. Breshad Perriman and Michael Thomas are young and athletic receivers who have the potential to make a solid fantasy impact this season. Derrick Henry is the reigning Heisman trophy winner who landed in a good spot with an improving Titans offense that promises to run the football a lot this season.

Seattle's confusing offense dominated Round 10. Running back C.J. Prosise came off the board at 10.03, running back Alex Collins went at 10.05, and tight end Jimmy Graham was drafted at 10.12.

Seattle enters this year without long-time running back, Marshawn Lynch. His potential replacement, Thomas Rawls, is coming off a broken ankle and doesn't have the most extensive resume. The Seahawks drafted three running backs, with Prosise coming first and then Collins. There's certainly the potential for production out of both players, so this is the time to take a flier, especially on Prosise.

Graham was a letdown last season, but he could be in for a solid rebound season. Doug Baldwin's touchdown rate is all but guaranteed to decrease, which will leave more scoring opportunities on the table for other players. Despite his disappointing performance last year, Graham's upside makes him intriguing in this spot.

## ROUND 10

- 10.01 Rashad Jennings, NYG RB
- 10.02 LeGarrette Blount, NEP RB
- 10.03 C.J. Prosise, SEA RB
- 10.04 Willie Snead, NOS WR
- 10.05 Alex Collins, SEA RB
- 10.06 Philip Rivers, SDC QB
- 10.07 Devontae Booker, DEN RB
- 10.08 Arian Foster, FA\* RB
- 10.09 Karlos Williams, BUF RB
- 10.10 Chris Hogan, NEP WR
- 10.11 Julius Thomas, JAC TE
- 10.12 Jimmy Graham, SEA TE

## ROUND 11

- 11.01 Phillip Dorsett, IND WR
- 11.02 Chris Ivory, JAC RB
- 11.03 Dwayne Allen, IND TE
- 11.04 Blake Bortles, JAC QB
- 11.05 Antonio Gates, SDC TE
- 11.06 Vincent Jackson, TBB WR
- 11.07 Eric Ebron, DET TE
- 11.08 Mohamed Sanu, ATL WR
- 11.09 Travis Benjamin, SDC WR
- 11.10 Josh Doctson, WAS WR
- 11.11 Austin Seferian-Jenkins, TBB TE
- 11.12 Marcus Mariota, TEN QB

All of the big names at tight end are off the board, but Round 11 was home to several value picks at the position. Dwayne Allen, Antonio Gates, Eric Ebron and Austin Seferian-Jenkins were all scooped up in Round 11.

Allen is likely to see more targets with Coby Fleener no longer in town. Gates has lost a step but is still capable of posting big games a few times per season. Ebron is in line for a larger role due to the departure of Calvin Johnson, and Seferian-Jenkins will look to stay on the field for a full season and build on the promising rapport he displayed with quarterback Jameis Winston last season.

Another pick of note in this round is Marcus Mariota. Entering his second year with an improved surrounding cast, Mariota offers a lot of upside this late in the draft. We also should see the Titans take the training wheels off and unleash Mariota more as a runner this season.

This was the round of the handcuffs. Jerick McKinnon, DeAngelo Williams, Tevin Coleman, and Wendell Smallwood were all drafted in Round 12.

These picks may seem insignificant on draft day, but anyone who owned DeAngelo Williams last season can attest that a top-tier handcuff can save your season. In just games where he started last season, Williams was the top overall fantasy running back. If Le'Veon Bell misses any time, Williams will prove to be an absolute steal this late in fantasy drafts. Highlight Williams on your draft board.

Coleman is a high upside player who has home run hitting ability. McKinnon is one of the most athletic backs in the league. He won't get much work with Adrian Peterson healthy, but would skyrocket in value if injury struck. Likewise, Smallwood doesn't figure to touch the ball much, but he'd slot in as the feature back if and when Ryan Mathews gets hurt.

## ROUND 12

- 12.01 Jerick McKinnon, MIN RB
- 12.02 Jameis Winston, TBB QB
- 12.03 Shane Vereen, NYG RB
- 12.04 Rishard Matthews, TEN WR
- 12.05 DeAngelo Williams, PIT RB
- 12.06 Tevin Coleman, ATL RB
- 12.07 Nelson Agholor, PHI WR
- 12.08 Pierre Garcon, WAS WR
- 12.09 Wendell Smallwood, PHI RB
- 12.10 Kamar Aiken, BAL WR
- 12.11 Kenyan Drake, MIA RB
- 12.12 Zach Miller, CHI TE

# ROUND 13

- 13.01 Tyler Boyd, CIN WR
- 13.02 Jared Cook, GBP TE
- 13.03 Tyrod Taylor, BUF QB
- 13.04 Jordan Cameron, MIA TE
- 13.05 Stevie Johnson, SDC WR
- 13.06 DeAndre Washington, OAK RB
- 13.07 Sammie Coates, PIT WR
- 13.08 Martellus Bennett, NEP TE
- 13.09 Javorius Allen, BAL RB
- 13.10 Andy Dalton, CIN QB
- 13.11 Keyarris Garrett, CAR WR
- 13.12 Terrance Williams, DAL WR

# ROUND 14

- 14.01 Jason Witten, DAL TE
- 14.02 Paul Perkins, NYG RB
- 14.03 Clive Walford, OAK TE
- 14.04 Spencer Ware, KCC RB
- 14.05 Derek Carr, OAK QB
- 14.06 Ryan Tannehill, MIA QB
- 14.07 Matthew Stafford, DET QB
- 14.08 Denver Broncos, DEN Def
- 14.09 Matt Ryan, ATL QB
- 14.10 Bilal Powell, NYJ RB
- 14.11 Tony Romo, DAL QB
- 14.12 Stephen Gostkowski, NEP PK

At this point in drafts, it's time to take fliers. One of the best picks in Round 13 was Dooley's selection of Martellus Bennett at 13.08. There are plenty of mouths to feed in New England, but multiple tight ends have flourished in New England in the past. It's not unreasonable to think Bennett can emerge as the team's No. 2 red zone option behind Gronkowski.

Our staffers took waiting on a quarterback to the extreme, which meant some quality quarterbacks including Matt Ryan, Tony Romo, Matthew Stafford, Derek Carr and Ryan Tannehill were all available in Round 14. Many of these players were selected as backups, but most will flirt with tail-end QB1 status this season. Like with any other position, it's ideal to shoot for upside at quarterback. Romo and Ryan don't have high ceilings, but Carr and Stafford really fit the bill.

Notice only one defense and one kicker have been selected so far in the draft. We preach waiting at these positions every year, and every year people take defenses and kickers way too early. With the fluctuation at both positions, you're simply losing value by taking them any earlier than the last two rounds of the draft.

Khiry Robinson and Roy Helu were the only selections who are not a kicker or defenses taken in the final two rounds. In this particular draft, we were required to fill both positions. However, this isn't always a requirement.

If your league doesn't require you to draft a kicker or a team defense, then don't do it. Use those two picks on high upside players. Simply put, you can always pick up a defense or a kicker, but upside players are few and far between on your waiver wire.

In leagues that require you to draft a defense, it's a good idea to take a look at the schedule (which you can find in the back of this draft guide). Target teams with plus schedules to open the season or quality defenses with late-season byes.

Also, you'll notice that our staffers did not draft backups at either positions. It's never a good idea to waste a bench spot of backups at these positions. That's valuable real estate you can use to stockpile talent at running back and wide receiver. Remember, team defenses don't ever get hurt, and you'll always have options in free agency.

# ROUND 15

- 15.01 Carolina Panthers, CAR Def
- 15.02 Seattle Seahawks, SEA Def
- 15.03 Kansas Chiefs, City KCC
- 15.04 Los Angeles Rams, RAM Def
- 15.05 Khiry Robinson, NYJ RB
- 15.06 Arizona Cardinals, ARI Def
- 15.07 New England Patriots, NEP Def
- 15.08 Roberto Aguayo, TBB PK
- 15.09 Dan Bailey, DAL PK
- 15.10 New York Jets, NYJ Def
- 15.11 Houston Texans, HOU Def
- 15.12 Cincinnati Bengals, CIN Def

# ROUND 16

- 16.01 Justin Tucker, BAL PK
- 16.02 Mason Crosby, GBP PK
- 16.03 Brandon McManus, DEN PK
- 16.04 Minnesota Vikings, MIN Def
- 16.05 Jacksonville Jaguars, JAC Def
- 16.06 Sebastian Janikowski, OAK PK
- 16.07 Chris Boswell, PIT PK
- 16.08 Steven Hauschka, SEA PK
- 16.09 Adam Vinatieri, IND PK
- 16.10 Josh Brown, NYG PK
- 16.11 Chandler Catanzaro, ARI PK
- 16.12 Roy Helu, OAK RB

# QUARTERBACKS

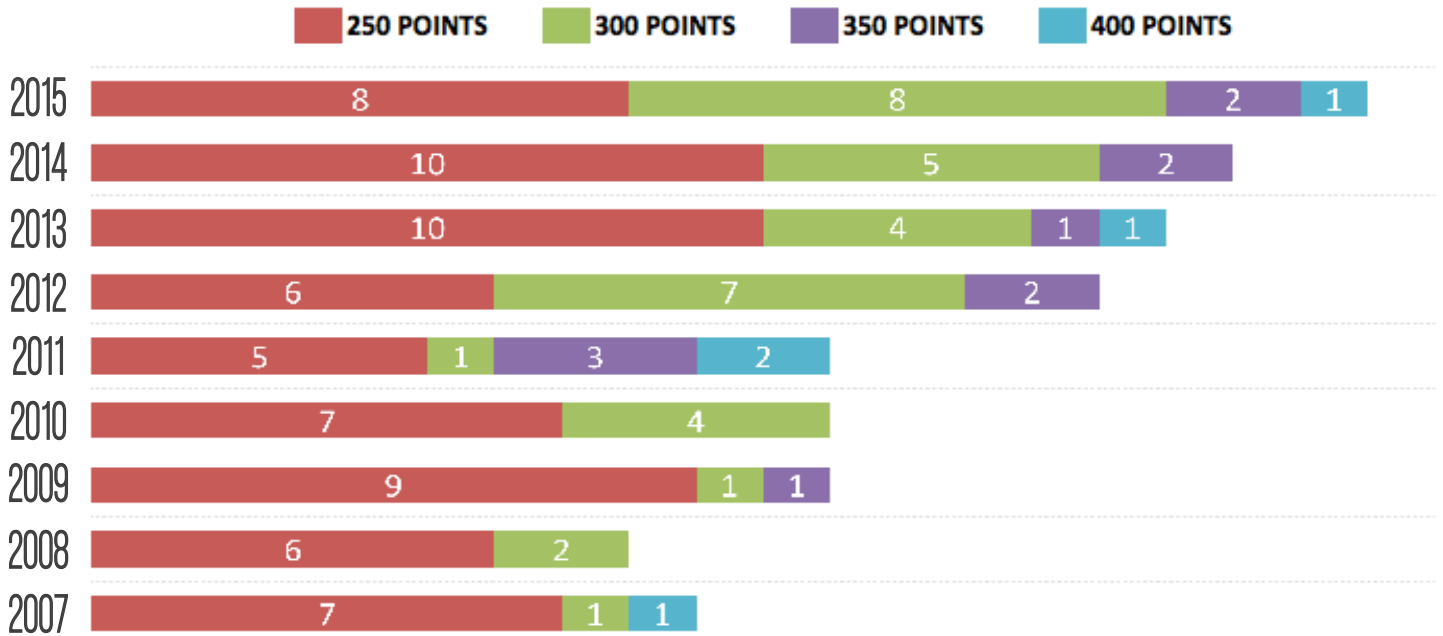


# LATE-ROUND QB STILL RULES BY MICHAEL MOORE

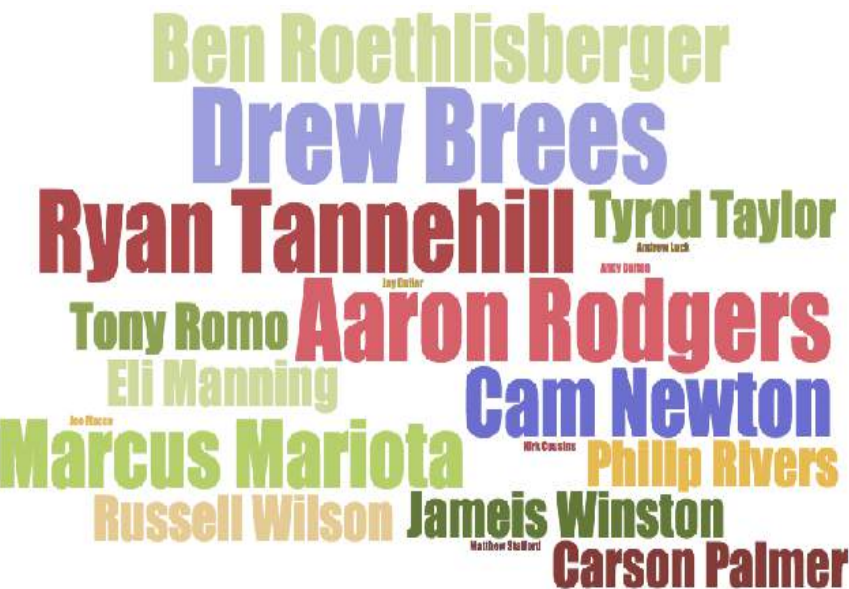
While the zero-RB theory is predicated on not enough running backs producing to justify their draft position, not drafting a quarterback early has the opposite justification. There are many quarterbacks you can draft in the middle rounds who will be just as valuable and productive for your fantasy team. Last year, 11 quarterbacks notched 300 fantasy points. Meanwhile, there were just three running backs and six wide receivers who topped 200 fantasy points. There will always be an outlier to the group who outpaces the others — Cam Newton for example — but it's rare to have that player repeat his performance from year to year. No quarterback has led all others in fantasy points for back-to-back years since Drew Brees in 2010 – 2011.

## GET YOUR PASS ON!

Elite fantasy quarterbacks aren't what they used to be. Over the last four seasons, we've seen a dramatic increase in signal callers topping the 250- and 300-point fantasy plateaus.



## MUST-DRAFT A WORD CLOUD FROM OUR STAFF. THE BIGGER THE NAME, THE MORE STAFFERS LISTED THE PLAYER.



**2** Only two quarterbacks topped 4,000 yards passing in 2005.

**12** Last season, 12 passers topped the 4,000-yard mark.

The only name on both lists:  
**Tom Brady.**

JONATHAN BACHMAN/AP PHOTO

PLAYER PROFILES BY JEFF RATCLIFFE

**1 CAM NEWTON** CAR \$19 AGE 27 BYE 7 2014 2015 PROJ

It was a banner year for the former No. 1 overall pick, as Newton broke out for a combined 40 touchdowns and led all quarterbacks in fantasy scoring. He managed this feat despite not putting up gaudy passing stats. Newton was among the lowest quarterbacks in dropbacks (557), and only completed 59.8 percent of his passes. Yet, he was able to rack up 35 passing scores, which tied for second in the league. Newton also made the most of his completions, racking up 63 percent of his passing yards through the air. Remarkably, he did so with one of the most lackluster surrounding casts in the NFL. Things didn't get much better for the Panthers on the personnel front, but WR Kelvin Benjamin will be returning from a torn ACL he sustained last preseason. With a legitimate offensive weapon on the outside and elite ability as a runner, Newton offers one of the highest fantasy floors and is a good bet to repeat as the top quarterback in fake football.

2015 THROW LOCATION

20+ 14% | 10-19 28% | 5-9 21% | 0-4 27% | <LOS 10%

TM	CAR	CAR	CAR
G	14	16	16
PASSING			
COM	262	296	300
ATT	448	588	504
YDS	3136	3837	3877
TD	18	35	29
INT	12	10	11
YPA	7.0	6.5	7.7
aDOT	9.9	10.9	10.4
RUSHING			
ATT	103	132	116
YDS	539	636	577
TD	5	10	6
YPA	5.2	4.8	5.0

**2 DREW BREES** NO \$10 AGE 37 BYE 5 2014 2015 PROJ

Drew Brees' picture isn't in the dictionary next to the definition of consistency, but it probably should be. The Saints signal caller has topped 30 touchdown passes in each of the last eight seasons with four 5,000-plus yard efforts and only one season below 4,500 yards. Brees topped all quarterbacks in fantasy scoring three times over that span and his worst finish was sixth. Passing volume is typically favorable in Sean Payton's offense. Last season, Brees was second to Philip Rivers in attempts (627) and completions (428). He was also extremely accurate, ranking second in completion percentage (68.3), and only Ben Roethlisberger was more accurate on balls traveling at least 20 yards in the air (50.6 percent). Impressively, he put up these numbers with a young receiver corps and without Jimmy Graham. The additions of free agent Coby Fleener and rookie Michael Thomas bode well for Brees to keep on trucking. He's a lock for top-end QB1 production.

2015 THROW LOCATION

20+ 13% | 10-19 19% | 5-9 21% | 0-4 33% | <LOS 15%

TM	NO	NO	NO
G	16	15	16
PASSING			
COM	456	428	411
ATT	659	627	631
YDS	4952	4870	4785
TD	33	32	33
INT	17	11	14
YPA	7.5	7.8	7.6
aDOT	8.1	8.2	8.2
RUSHING			
ATT	27	24	21
YDS	50	14	64
TD	1	1	1
YPA	1.9	0.6	3.0

**3 RUSSELL WILSON** SEA \$9 AGE 27 BYE 5 2014 2015 PROJ

Through the first nine weeks of the 2015 season, Wilson appeared to be on the fast track to Bust City, sitting just 18th in fantasy points. But following the Seahawks' Week 9 bye, something changed. Wilson went on an offensive tear, racking up a league high 25 touchdown passes and throwing just two interceptions. Only Cam Newton had more fantasy points down the stretch. Pass protection was a major issue for Wilson last season. He was sacked 55 times in total, but just 14 times over the final nine weeks of the season. Despite facing pressure on 42.5 percent of his dropbacks, Wilson was calm in the eye of the storm, completing 71.6 percent of his passes under pressure. He also led all quarterbacks with 15 touchdown passes on balls traveling 20-plus yards in the air. The offensive line could still be an issue for Seattle, but Wilson's dual-threat ability and growth as a passer keep him firmly in the top 5 conversation.

2015 THROW LOCATION

20+ 13% | 10-19 19% | 5-9 25% | 0-4 30% | <LOS 12%

TM	SEA	SEA	SEA
G	16	16	16
PASSING			
COM	285	329	333
ATT	452	557	478
YDS	3475	4024	3860
TD	20	34	27
INT	7	8	10
YPA	7.7	7.2	8.1
aDOT	8.2	9.0	8.6
RUSHING			
ATT	118	101	86
YDS	854	591	406
TD	6	1	3
YPA	7.2	5.9	4.7

**4 AARON RODGERS** GB \$9 AGE 32 BYE 4 2014 2015 PROJ

There's no questioning Rodgers ability, but his 2015 production was marred by poor receiver play, a middling run game, and the preseason loss of Jordy Nelson to a torn ACL. The good news is that Nelson expected to be a full-go for the season, and Eddie Lacy has P90X'ed his way to football shape. So we fully expect Rodgers to rebound from an abysmal season where he completed just 60.7 percent of his passes and managed just 6.7 yards per attempt, which was lowest among full-time starters. He was also sacked 46 times (second most in the league), and only completed 43.3 percent of his throws when under pressure. But this wasn't the product of poor offensive line play. His lackluster receivers' inability to get open caused Rodgers to lead the league in dropbacks with more than 2.5 seconds in the pocket. With a better surrounding cast, Rodgers is poised to bounce back and is a real threat to be this year's top fantasy quarterback.


2015 THROW LOCATION

20+ 12% | 10-19 22% | 5-9 19% | 0-4 29% | <LOS 18%

TM	GB	GB	GB
G	16	16	16
PASSING			
COM	341	347	341
ATT	520	652	560
YDS	4381	3821	4324
TD	38	31	29
INT	5	8	10
YPA	8.4	5.9	7.7
aDOT	8.4	8.2	8.3
RUSHING			
ATT	43	58	43
YDS	269	344	209
TD	2	1	1
YPA	6.3	5.9	4.9

PLAYER RANKINGS COLOR REFLECTS PFF GRADES

A A- B B- C D F N/A Rookie



**5 BEN ROETHLISBERGER** PIT \$7 AGE 34 BYE 8 2014 2015 PROJ

With arguably the league's best wide receiver/running back tandem at his disposal, Roethlisberger has explosive fantasy upside. In 12 games played last season, he averaged 328 yards per game, which put him on pace for 5,250 yards when extrapolated over a full 16 games. Only two players in the history of the NFL have ever passed for more yards - Drew Brees (2011) and Peyton Manning (2013). For his efforts, Roethlisberger graded out as our top overall quarterback, completing 68 percent of his passes and posting the second most yards per attempt (8.4). His numbers could have been even bigger, but his receivers dropped a league-high nine deep passes. Still, he was the most accurate deep ball thrower (50.7), racking up 1,170 yards and six scores on balls traveling 20-plus yards in the air. While the Steelers will be without Martavis Bryant, the addition of Ladarius Green gives Roethlisberger another weapon to keep the QB1 numbers rolling.

2015 THROW LOCATION

20+ 15% | 10-19 23% | 5-9 19% | 0-4 31% | <LOS 11%

TM	PIT	PIT	PIT
G	16	12	16
PASSING			
COM	407	319	365
ATT	607	537	577
YDS	4954	3938	4699
TD	32	21	31
INT	9	16	14
YPA	8.2	7.3	8.1
aDOT	9.1	10.5	9.8
RUSHING			
ATT	32	15	14
YDS	27	29	52
TD	0	0	1
YPA	0.8	1.9	3.6

**6 ANDREW LUCK** IND \$8 AGE 26 BYE 10 2014 2015 PROJ

At this time last year, Luck was being touted as the next big thing in fantasy football. When the dust settled, he was the first quarterback being selected in most fantasy drafts with an ADP of 1.10. You read that right. He was a first-round pick. Of course, hindsight is 20-20, and we now know that Luck wasn't even worth a mid-round selection. But keep in mind that this was largely due to injury. In seven games played, Luck ranked third in fantasy points with four top 10 fantasy weeks. So a healthy Luck remains a strong asset. Sure, he'll throw some interceptions. Okay, more than just some. Last season, Luck was picked off on 4.1 percent of his attempts. Only Peyton Manning had a higher rate. But he also continually pushed the ball down field with an average depth of throw of 10.1. The Colts are built for big plays with a fleet of speedy receivers, and Luck has one of the highest fantasy ceilings at the position.

2015 THROW LOCATION

20+ 16% | 10-19 21% | 5-9 24% | 0-4 33% | <LOS 6%

TM	IND	IND	IND
G	16	7	16
PASSING			
COM	380	162	336
ATT	616	293	594
YDS	4762	1881	4256
TD	40	15	28
INT	16	12	17
YPA	7.7	6.4	7.2
aDOT	9.2	10.1	9.7
RUSHING			
ATT	64	33	56
YDS	263	196	262
TD	3	0	2
YPA	4.1	5.9	4.7

ELAINE THOMPSON/AP PHOTO

**7 CARSON PALMER ARZ \$6 AGE 36 BYE 9 2014 2015 PROJ**

Like fine wine, Palmer has gotten better with age. The veteran signal caller is coming off the best statistical season of his career, posting bests in yards (4,671) and touchdowns (35). Palmer graded out as our No. 2 quarterback, and was one of only three to post a blue-level elite grade at the position. He led the league in yards per attempt (8.7) and average depth of throw (11.3), and was only sacked 25 times, which was second fewest among 16-game starters. Palmer finished the season as fantasy's No. 5 quarterback, giving tremendous return on investment as the 17th quarterback selected in last year's drafts. He has a strong trio of wide receivers in Larry Fitzgerald, Michael Floyd, and John Brown, and David Johnson is a potential emerging superstar at the running back position. This full complement of weapons and Bruce Arians' aggressive downfield brand of football keeps Palmer anchored in the QB1 tier.

TM	ARZ	ARZ	ARZ
G	6	16	16
PASSING			
COM	142	342	343
ATT	224	618	550
YDS	1629	4671	4407
TD	11	35	31
INT	3	11	13
YPA	7.3	7.6	8.0
aDOT	9.2	11.3	10.2
RUSHING			
ATT	8	25	26
YDS	25	24	83
TD	0	1	1
YPA	3.1	1.0	3.2

2015 THROW LOCATION

20+	16%	10-19	30%	5-9	18%	0-4	25%	<LOS	11%
-----	-----	-------	-----	-----	-----	-----	-----	------	-----

**8 ELI MANNING NYG \$5 AGE 35 BYE 8 2014 2015 PROJ**

Despite grading out as our No. 26 quarterback, Manning finished seventh in fantasy scoring thanks in large part to his second-consecutive 30-touchdown season (third of his career) with a score coming on 5.7 percent of his throws. He also topped 4,000 yards for the fifth time as a pro. Perhaps more importantly, Manning has kept the interception problem that plagued the earlier part of his career in check, throwing a pick on just 2.3 percent of his throws over the last two seasons. But let's not bury the lead here. Manning's fantasy value is closely tied to that of Odell Beckham Jr. Having one of the most explosive players in the league at his disposal certainly gives Manning fantasy appeal. To make matters better, the Giants drafted another dynamic play maker in Sterling Sheppard, who in some ways is an OBJ clone. Manning isn't likely to finish as the No. 1 fantasy quarterback, but he offers top 10 fantasy value at a draft day discount.

TM	NYG	NYG	NYG
G	16	16	16
PASSING			
COM	379	387	386
ATT	601	618	617
YDS	4410	4436	4602
TD	30	35	30
INT	14	14	14
YPA	7.3	7.2	7.5
aDOT	9.2	8.1	8.7
RUSHING			
ATT	12	20	16
YDS	31	61	66
TD	1	0	1
YPA	2.6	3.1	4.1

2015 THROW LOCATION

20+	11%	10-19	19%	5-9	25%	0-4	37%	<LOS	8%
-----	-----	-------	-----	-----	-----	-----	-----	------	----



PHILAN M. EBENHACK/AP PHOTO

**9 TOM BRADY NE \$6 AGE 39 BYE 9 2014 2015 PROJ**

Deflategate just won't go away. The fallout from the scandalous cloud that hung over the Patriots' 2014 Super Bowl run currently has Brady suspended for the first four games of the season. Fortunately, we as a fantasy community have already been down this road with "what if" scenarios last season. Of course, Brady played all 16 games last season and was one of three quarterbacks to grade out at an elite level despite injuries decimating the Patriots offense. Brady's receivers also dropped 44 passes, which tied for the league high. But we know what we're going to get with Brady: good play. He had the fastest time to throw in the league at just 2.35 seconds, and only Philip Rivers had more dropbacks with 2.5 seconds or less in the pocket. He also threw an interception on a league-low 1.1 percent of attempts. Despite the suspension, Brady is worth considering as a back-end QB1 coupled with a replacement-level player to start the season.

TM	NE	NE	NE
G	16	16	12
PASSING			
COM	374	402	261
ATT	583	722	456
YDS	4108	4770	3408
TD	33	36	22
INT	9	7	9
YPA	7.0	6.6	7.5
aDOT	8.5	8.3	8.4
RUSHING			
ATT	36	33	20
YDS	53	52	65
TD	0	3	0
YPA	1.5	1.6	3.3

2015 THROW LOCATION

20+	11%	10-19	18%	5-9	27%	0-4	32%	<LOS	12%
-----	-----	-------	-----	-----	-----	-----	-----	------	-----

**10 BLAKE BORTLES JAX \$4 AGE 24 BYE 5 2014 2015 PROJ**

Bortles is coming off a strong fantasy season (fourth) where he didn't grade out particularly well from a football standpoint (23rd). So how'd he do it? Volume. With the Jaguars often playing from behind, Bortles was forced to throw a lot. He was second in dropbacks (685), and ranked sixth in attempts (685). Inefficient, he completed just 58.6 percent of his throws, which was second lowest among full-time starters. He also led the league in interceptions (18) and sacks taken (51). Bortles struggled in the face of pressure, completing a league-worst 43.1 percent of passes. For fantasy purposes, he padded his numbers with a league-high 97 deep throw attempts, completing 40 for 1,330 yards and 10 scores. With Allen Robinson and Allen Hurns stretching the field, Bortles will continue to offer big play upside in 2016, but we expect him to regress from the 35 touchdowns he threw last season. Still, Bortles is an intriguing back-end QB1.

TM	JAX	JAX	JAX
G	14	16	16
PASSING			
COM	280	355	312
ATT	475	606	544
YDS	2907	4428	3852
TD	11	35	26
INT	17	18	15
YPA	6.1	7.3	7.1
aDOT	7.4	9.9	8.7
RUSHING			
ATT	56	52	47
YDS	418	314	226
TD	0	2	1
YPA	7.5	6.0	4.8

2015 THROW LOCATION

20+	16%	10-19	24%	5-9	20%	0-4	29%	<LOS	11%
-----	-----	-------	-----	-----	-----	-----	-----	------	-----

**11 KIRK COUSINS WAS \$3 AGE 28 BYE 9 2014 2015 PROJ**

If you owned Cousins last year, chances are you won your league. During the fantasy playoffs, he led all quarterbacks in fantasy scoring, throwing for 984 yards and nine scores, and chipping in two scores on the ground. You certainly like that. Cousins was a revelation that few saw coming. At this time last year, Robert Griffin III was in the driver's seat for the starting job. That obviously didn't happen, but Cousins gave little indication early on of what was to come, ranking just 23rd in fantasy scoring after the first six weeks of the season. In the end, he finished 10th and led the league in completion percentage (69.8). However, he was one of the least accurate deep ball passers with just 36.1 percent of 20-plus yard passes complete. While his upside may be capped, we've seen what Jay Gruden's offense can do for a similar player in Andy Dalton. With Jordan Reed, DeSean Jackson, and rookie Josh Doctson, Cousins has the weapons to be a borderline QB1.

TM	WAS	WAS	WAS
G	6	16	16
PASSING			
COM	126	379	390
ATT	204	589	585
YDS	1710	4166	4519
TD	10	29	27
INT	9	11	13
YPA	8.4	7.1	7.7
aDOT	9.0	8.2	8.6
RUSHING			
ATT	7	26	30
YDS	20	47	107
TD	0	5	1
YPA	2.9	1.8	3.6

2015 THROW LOCATION

20+	11%	10-19	19%	5-9	19%	0-4	41%	<LOS	9%
-----	-----	-------	-----	-----	-----	-----	-----	------	----

**12 PHILIP RIVERS SD \$3 AGE 34 BYE 11 2014 2015 PROJ**

While it hasn't necessarily been sexy, Rivers has finished as a top 12 fantasy quarterback in seven of the last eight seasons. Over that span, he topped 4,000 yards seven times, with his career high of 4,792 coming last season. He also went over the 30-touchdown mark on four occasions (2008, 2010, 2013, & 2014). In 2015, Rivers led the NFL in dropbacks (710), passing attempts (661), and completions (437). However, just 45.2 percent of Rivers' yards came through the air. Still, Rivers put up a career-best total with a patchwork receiver corps for much of the year. His favorite target, Keenan Allen, is fully recovered from the lacerated kidney that landed him on injured reserve last season. San Diego also added speedster Travis Benjamin should help to stretch the field. With a better compliment of receiving weapons and what looks to be an underwhelming run game, volume should continue to be in Rivers' favor. He remains a backend QB1 option.

TM	SD	SD	SD
G	16	16	16
PASSING			
COM	379	437	405
ATT	570	661	607
YDS	4286	4792	4534
TD	31	29	28
INT	18	13	14
YPA	7.5	7.2	7.5
aDOT	9.0	7.5	8.2
RUSHING			
ATT	37	17	12
YDS	101	28	42
TD	0	0	0
YPA	2.7	1.6	3.4

2015 THROW LOCATION

20+	9%	10-19	21%	5-9	17%	0-4	37%	<LOS	16%
-----	----	-------	-----	-----	-----	-----	-----	------	-----

**13 TYROD TAYLOR** BUF \$2 AGE 27 BYE 10 2014 2015 PROJ

One of the biggest fantasy curve balls of 2015, Taylor earned the starting nod in the preseason and proceeded to break out in a big way. In the 14 games in which he played, Taylor posted the fifth most fantasy points among quarterbacks. Only two quarterbacks posted a higher points per dropback: Cam Newton and Russell Wilson. Like Newton and Wilson, Taylor's fantasy value is tied to his ability as a runner, but he was better as a passer than you might think. He attempted just 27.1 passes per game, but was one of just five full-time starters to average more than 8.0 yards per attempt. Taylor also ranked second among quarterback in percentage of passing yards through the air (63.7), and led the league in deep ball attempt percentage (18.2). Taylor may be just a bridge quarterback for the Bills, but Cardale Jones isn't likely to see the field any time soon. Taylor's high upside makes him an intriguing mid-round option who you can likely get at a value.

TM	BUF	BUF
G	0	14
PASSING		
COM	0	242
ATT	0	380
YDS	0	3035
TD	0	20
INT	0	6
YPA	0.0	8.0
aDOT	0.0	10.7
RUSHING		
ATT	4	104
YDS	-3	566
TD	0	4
YPA	-0.8	5.4

2015 THROW LOCATION

20+	18%	10-19	21%	5-9	22%	0-4	27%	<LOS	12%
-----	-----	-------	-----	-----	-----	-----	-----	------	-----

**14 MATTHEW STAFFORD** DET \$2 AGE 28 BYE 10 2014 2015 PROJ

Over the first eight games of 2015, Stafford was downright dreadful, grading out as the worst full-time starter. Following the Lions' Week 9 bye, Stafford graded out as our No. 7 quarterback. So what happened? Detroit fired OC Joe Lombardi and brought in Jim Bob Cooter to run the offense. Stafford immediately responded, racking up the fifth-most fantasy points among quarterbacks over the final eight weeks of the season. Despite the positive trend, there are a few causes for concern. Namely, the fact that just 43.6 percent of Stafford's passing yards came in the air, which was second lowest at the position. He also attempted a deep pass a league-low 8.3 percent of the time, and tied with Alex Smith for the league's lowest average depth of throw (6.8). He'll also be without Calvin Johnson for the first time in his career. While Stafford is trending in the right direction, we're not comfortable with him as more than a front-end QB2.

TM	DET	DET
G	16	16
PASSING		
COM	363	398
ATT	602	592
YDS	4247	4262
TD	22	32
INT	12	13
YPA	7.1	7.2
aDOT	8.3	6.8
RUSHING		
ATT	43	44
YDS	93	159
TD	2	1
YPA	2.2	3.6

2015 THROW LOCATION

20+	8%	10-19	20%	5-9	20%	0-4	34%	<LOS	18%
-----	----	-------	-----	-----	-----	-----	-----	------	-----

**15 DEREK CARR** OAK \$1 AGE 25 BYE 10 2014 2015 PROJ

In 11 years as a pro, former No. 1 overall pick, David Carr, threw 65 touchdown passes. His younger brother Derek had nearly half that (32) in his second professional season. After struggling in his rookie year, the younger Carr proved to be a revelation for the Raiders in Year 2, topping the 30-touchdown plateau and coming just 13 yards short of a 4,000-yard season. Carr completed just 61.1 percent of passes, but a closer look shows this number was due in part to his receivers dropping a league-high 44 passes. Speaking of those receivers, Carr has a talented duo at his disposal in Amari Cooper and Michael Crabtree. Oakland also drafted DeAndre Washington to help with the run game. While we do expect to see some regression in his touchdown total, the Raiders are trending in a positive direction and Carr is a strong candidate to repeat his high-end QB2 production from last season.

TM	OAK	OAK
G	16	16
PASSING		
COM	348	350
ATT	599	573
YDS	3270	3987
TD	21	32
INT	12	13
YPA	5.5	7.0
aDOT	8.5	8.3
RUSHING		
ATT	29	33
YDS	92	138
TD	0	0
YPA	3.2	4.2

2015 THROW LOCATION

20+	12%	10-19	24%	5-9	16%	0-4	32%	<LOS	16%
-----	-----	-------	-----	-----	-----	-----	-----	------	-----

**16 ANDY DALTON** CIN \$1 AGE 28 BYE 9 2014 2015 PROJ

Injuries cut short Dalton's 2015 campaign in Week 14, but up to that point he was seventh in fantasy scoring, posting 0.59 fantasy points per dropback. Only Cam Newton and Russell Wilson score more fantasy points on a per dropback basis last season. Dalton also tied with Ben Roethlisberger for second in yards per attempt (8.4). Fast forward to this season, and the Bengals have parted ways with Marvin Jones and Mohamed Sanu, leaving Dalton with just A.J. Green, Brandon LaFell and unproven rookie Tyler Boyd at receiver. Of course, the Bengals do still have receiving assets at running back and tight end in Giovani Bernard and Tyler Eifert. That being said, the downgrade at the receiver position plus the loss of offensive coordinator Hue Jackson is a slight cause for concern that Dalton's fantasy production may regress. He's shown the ability to put up QB1 numbers, but we prefer Dalton as a mid-range QB2 option.

TM	CIN	CIN
G	16	13
PASSING		
COM	309	255
ATT	482	386
YDS	3398	3250
TD	19	25
INT	17	7
YPA	7.0	8.4
aDOT	8.0	9.3
RUSHING		
ATT	60	57
YDS	164	141
TD	4	3
YPA	2.7	2.5

2015 THROW LOCATION

20+	14%	10-19	18%	5-9	25%	0-4	29%	<LOS	14%
-----	-----	-------	-----	-----	-----	-----	-----	------	-----

**17 MARCUS MARIOTA** TEN \$1 AGE 22 BYE 12 2014 2015 PROJ

It was a bit of a bumpy ride for Mariota in his rookie season. He certainly showed flashes of fantasy potential, posting the third-most fantasy points in Week 1 and rumbling for an 87-yard touchdown against the Jags in Week 13. Of course, Mariota also struggled mightily, taking a sack on 26.2 percent of his pressured dropbacks, which was nearly five-percent higher than the second highest rate (Brian Hoyer). He also had a league-low 293 yards on deep balls, and completed just 20.4 percent of passes over 20 yards in the air. But no one expected him to come into the league and perform at an elite level. The simple fact is that Mariota's fantasy ceiling is quite high and the Titans took steps to improve the offense, adding OT Jack Conklin and RB Derrick Henry early in this year's draft. Head coach Mike Mularkey also promises to unleash Mariota more as a runner in 2016. That means good things for Mariota's fantasy value.

TM	TEN	TEN
G	-	12
PASSING		
COM	-	230
ATT	-	370
YDS	-	2818
TD	-	19
INT	-	10
YPA	-	7.6
aDOT	-	9.6
RUSHING		
ATT	-	33
YDS	-	255
TD	-	2
YPA	-	7.7

2015 THROW LOCATION

20+	13%	10-19	27%	5-9	25%	0-4	28%	<LOS	7%
-----	-----	-------	-----	-----	-----	-----	-----	------	----

**18 TONY ROMO** DAL \$0 AGE 36 BYE 7 2014 2015 PROJ

There isn't much to report on Romo from last year, as 2015 was largely a lost season due to a broken collar bone he sustained in Week 2 and then re-injured in Week 12. But stats and metrics aren't necessary to highlight Romo's value as a fantasy quarterback. His resume speaks for itself. Excluding last season, Romo was a top 12 fantasy scorer in seven of the previous eight years, and the only season he failed to do so was another that was cut short by injury. However, we're still going to be a bit conservative with our ranking of Romo. He's coming off a major injury and entering his age-36 season. Not to mention the fact that the Cowboys have become a more run-heavy offense in recent seasons, a trend which we expect to continue following the first-round selection of Ezekiel Elliott. Romo may never get back to his fantasy glory days, but he's still worth a look as a mid-pack QB2.

TM	DAL	DAL
G	15	4
PASSING		
COM	304	83
ATT	435	121
YDS	3705	884
TD	34	5
INT	9	7
YPA	8.5	7.3
aDOT	9.5	7.7
RUSHING		
ATT	25	4
YDS	61	13
TD	0	0
YPA	2.4	3.3

2015 THROW LOCATION

20+	7%	10-19	21%	5-9	27%	0-4	34%	<LOS	11%
-----	----	-------	-----	-----	-----	-----	-----	------	-----



BRETT CARLSEN/GETTY IMAGES

**19 BROCK OSWEILER** HST \$0 AGE 25 BYE 9 2014 2015 PROJ

After sitting behind Peyton Manning for three years, Osweiler finally got his shot at the starting job in Denver last season. He then proceeded to give the job right back to Manning for the Broncos' Super Bowl run. Still, Osweiler showed enough to sign a deal with the Texans, where he'll take the reins of one of the most intriguing offenses in the league. Of course, Houston has incumbent stud WR DeAndre Hopkins, but they bolstered their offerings with the free agent addition of Lamar Miller and the draft day selections of Will Fuller and Braxton Miller. With plenty of weapons at his disposal, the still unproven Osweiler screams upside. That said, we're still not quite sure if he's any good at playing football. For now, he's anything but a safe fantasy bet. The good news is you likely won't have to expend much capital to land him. He's an ideal QBBC option for those who dabble in the late-round QB strategy.

TM	DEN	DEN	HST
G	4	8	16
PASSING			
COM	4	170	335
ATT	10	275	551
YDS	52	1967	4094
TD	1	10	25
INT	0	6	12
YPA	5.2	7.2	7.4
aDOT	7.3	9.2	8.2
RUSHING			
ATT	8	21	50
YDS	0	61	191
TD	0	1	1
YPA	0.0	2.9	3.8

2015 THROW LOCATION

20+	11%	10-19	23%	5-9	27%	0-4	32%	<LOS	7%
-----	-----	-------	-----	-----	-----	-----	-----	------	----

**20 JAMEIS WINSTON** TB \$0 AGE 22 BYE 6 2014 2015 PROJ

We predicted Winston would top 4,000 passing yards in his rookie season, and we were right. But let's be clear that this was not a stellar debut season for the former first overall pick. Our analysts ranked Winston as the No. 19 starter at a below average player grade, and he completed just 58.4 percent of his throws, which ranked lowest among all full-time starters. But you don't always have to be great on the field to put up strong fantasy numbers. Winston finished 13th in fantasy scoring, thanks in part to six rushing touchdowns, which was second at the position. Expect this number to regress, as running the football isn't really part of Winston's game. While our ranking may seem a bit down on Winston, our conservative number bakes in this regression. Ultimately, it's a ceiling/floor issue with Winston. He has a borderline QB1 ceiling, but his floor is at the tail end of the QB2s.

TM	-	TB	TB
G	-	16	16
PASSING			
COM	-	313	293
ATT	-	536	519
YDS	-	4038	3838
TD	-	22	22
INT	-	15	14
YPA	-	7.5	7.4
aDOT	-	10.3	10.3
RUSHING			
ATT	-	53	46
YDS	-	210	189
TD	-	6	1
YPA	-	4.0	4.1

2015 THROW LOCATION

20+	12%	10-19	34%	5-9	19%	0-4	25%	<LOS	11%
-----	-----	-------	-----	-----	-----	-----	-----	------	-----

**21 RYAN TANNEHILL** MIA \$0 AGE 28 BYE 8 2014 2015 PROJ

And the winner of the Quarterback Most Likely to be Hyped this Offseason is: Ryan Tannehill. It all started when Miami hired Adam Gase. The hype-train gained momentum when Gase brought in some guy named Peyton Manning to work with Tannehill. But where there's smoke, there's fire, right? And to a degree, there is with Tannehill. He's coming off an ugly season for the Dolphins where he was sacked 45 times and finished just 17th in fantasy scoring. Of course, the regime change should certainly help, as should Miami's draft day selections of LT Laremy Tunsil, RB Kenyan Drake, and WR Leonte Carroo. With target-monster Jarvis Landry and Devante Parker emerging down the stretch, the Dolphins have the makings of a potentially explosive offense. That being said, there's a chance that all of this is just putting lipstick on a pig. For now, we're going to stay conservative with Tannehill, but we admit he offers big upside in 2016.

TM	MIA	MIA	MIA
G	16	16	16
PASSING			
COM	392	363	332
ATT	590	586	568
YDS	4059	4208	4007
TD	27	24	22
INT	12	12	13
YPA	6.9	7.2	7.1
aDOT	8.2	8.9	8.6
RUSHING			
ATT	56	32	38
YDS	309	141	158
TD	1	1	1
YPA	5.5	4.4	4.2

2015 THROW LOCATION

20+	14%	10-19	22%	5-9	20%	0-4	29%	<LOS	16%
-----	-----	-------	-----	-----	-----	-----	-----	------	-----

**22 MATT RYAN** ATL \$0 AGE 31 BYE 11 2014 2015 PROJ

For someone who's thrown for over 4,500 yards in each of the last two seasons, Ryan isn't getting much fantasy love in 2016. Perhaps that's due to his modest touchdown total from last season. In a year where 11 signal callers topped 30 scores through the air, Ryan managed just 21. To be fair, the Falcons ran a very one-dimensional offense with Julio Jones and Devonta Freeman as Ryan's only strong receiving options. Atlanta attempted to remedy this problem in free agency, signing Mohamed Sanu. We're not convinced this fixes much, but Sanu is an upgrade on Leonard Hankerson and Roddy White. Still, opposing defenses don't have much to fear outside of Jones and Freeman yet again this season. Ryan is a good bet for 4,000-plus yards, but his touchdown volume remains the issue for fantasy purposes. He's topped 30 scores just once in his eight-year career, and 2016 isn't likely to be number two. Consider Ryan a high floor, low ceiling QB2.

TM	ATL	ATL	ATL
G	16	16	16
PASSING			
COM	415	407	395
ATT	628	614	597
YDS	4694	4591	4493
TD	28	21	26
INT	14	16	16
YPA	7.5	7.5	7.5
aDOT	8.2	8.1	8.2
RUSHING			
ATT	29	36	30
YDS	145	63	105
TD	0	0	1
YPA	5.0	1.8	3.5

2015 THROW LOCATION

20+	7%	10-19	25%	5-9	28%	0-4	32%	<LOS	8%
-----	----	-------	-----	-----	-----	-----	-----	------	----



**23 ALEX D. SMITH** KC \$0 AGE 32 BYE 5 2014 2015 PROJ

Despite being one of the better running quarterbacks in the league, Smith's dual-threat ability hasn't translated to strong fantasy value. He's finished as a QB2 in each of the last three seasons. Part of the problem is Kansas City's offense. Last season, just five teams passed less frequently than the Chiefs, and in terms of pace, only the Rams ran fewer snaps per game. When he does pass, Smith rarely pushes the ball down field. He finished at the bottom of the league in percentage of passing yards through the air (43.5), and along with Matthew Stafford, Smith was the only full-time starter to average less than 7.0 yards per throw. We doubt this trend reverses even though Kansas City does have more speed on the outside with second-year man Chris Conley and rookie Demarcus Robinson. At this point in his career, we know exactly what Smith is: A low ceiling fantasy option who will consistently get you safe QB2 production.

TM	KC	KC	KC
G	15	16	16
PASSING			
COM	303	307	316
ATT	464	543	494
YDS	3285	3486	3624
TD	19	20	21
INT	6	7	10
YPA	7.1	6.4	7.3
aDOT	6.0	6.8	6.4
RUSHING			
ATT	50	85	68
YDS	254	497	375
TD	1	2	2
YPA	5.1	5.8	5.5

2015 THROW LOCATION

20+	9%	10-19	20%	5-9	23%	0-4	28%	<LOS	20%
-----	----	-------	-----	-----	-----	-----	-----	------	-----

**24 JAY CUTLER** CHI \$0 AGE 33 BYE 9 2014 2015 PROJ

It seems the collective fantasy consciousness has finally moved on from the "this is Cutler's year" narrative that annually cropped up as spring turned to summer. Even under the tutelage of Adam Gase, Cutler managed a disappointing 3,659 yards and 21 scores last season. For his career, he's topped 4,000 yards just once (back in 2008) and has never thrown for more than 30 touchdowns. Of course, Cutler didn't have much to work with last season with Matt Forte and Alshon Jeffery banged up at various points in the year, and rookie Kevin White missing the entire season. Forte is out of the mix, as is Martellus Bennett, but White and Jeffery give Cutler a potent one-two punch on the outside if they can stay healthy. That's a big "if." Cutler will surface on the fantasy radar at various points in 2016, but his overall ceiling is just too low to trust on a weekly basis. Save him for your DFS lineups.

TM	CHI	CHI	CHI
G	15	15	16
PASSING			
COM	370	311	327
ATT	561	483	529
YDS	3812	3659	3986
TD	28	21	24
INT	18	11	12
YPA	6.8	7.6	7.5
aDOT	7.7	8.9	8.3
RUSHING			
ATT	39	38	34
YDS	191	201	161
TD	2	1	1
YPA	4.9	5.3	4.7

2015 THROW LOCATION

20+	15%	10-19	19%	5-9	21%	0-4	28%	<LOS	17%
-----	-----	-------	-----	-----	-----	-----	-----	------	-----

TIM IRELAND/AP PHOTO

**25 JOE FLACCO** BLT \$0 AGE 31 BYE 8 2014 2015 PROJ

Nothing went right for Flacco and Ravens last season, as the team was essentially without starters at all of their skill positions throughout a bulk of the season. Flacco wasn't immune to the injury bug, landing on I.R. with a torn ACL back in November. The good news is that he's on track to be ready for training camp is should open the season under center. It also appears like the Ravens will be much healthier around Flacco. That is, of course, with the exception of Breshad Perriman who suffered a partially torn ACL in offseason activities. Baltimore also drafted versatile RB Kenneth Dixon, who is one of the best pass-catching backs in this year's class. Despite the positives, we're not particularly optimistic on Flacco's fantasy outlook for 2016. At this point, there are just too many other viable quarterbacks to consider Flacco as an option outside of 2QB leagues.

TM	BLT	BLT	BLT
G	16	10	16
PASSING			
COM	344	266	375
ATT	555	413	610
YDS	3989	2791	4182
TD	27	14	25
INT	12	12	17
YPA	7.2	6.8	6.9
aDOT	9.0	7.7	8.3
RUSHING			
ATT	40	14	18
YDS	70	23	61
TD	2	3	1
YPA	1.8	1.6	3.5

2015 THROW LOCATION

20+	10%	10-19	17%	5-9	17%	0-4	40%	<LOS	15%
-----	-----	-------	-----	-----	-----	-----	-----	------	-----

**26 TEDDY BRIDGEWATER** MIN \$0 AGE 23 BYE 6 2014 2015 PROJ

A 2015 sleeper candidate, Bridgewater slept all the way to a 24th-place fantasy finish. To be fair, Minnesota passed just 51.1% of the time. In this conservative offense, he dropped back to pass just 510 times last season, which was lowest among 16-game starters. With minimal volume, he managed just 3,231 yards passing. To his credit, Bridgewater was very accurate. Scrubbing out drops, spikes, and throwaways, he led the league in accuracy, completing 79.3 percent of throws, and he did so despite seeing pressure on a league-high 46.7 percent of his dropbacks and working with a lackluster group of wide receivers. The Vikings took a step to remedy the latter problem, drafting arguably the most polished receiver in the class, Laquon Treadwell. It should also be noted that the Vikings move back indoors this season, which means no more cold home games in December. While there are things to like about Bridgewater, we want to see him get it done before buying in.

TM	MIN	MIN	MIN
G	13	16	16
PASSING			
COM	259	292	319
ATT	402	471	482
YDS	2920	3231	3596
TD	14	14	22
INT	12	9	10
YPA	7.3	6.9	7.5
aDOT	7.9	7.5	7.7
RUSHING			
ATT	47	45	42
YDS	209	187	179
TD	1	3	1
YPA	4.4	4.2	4.3

2015 THROW LOCATION

20+	11%	10-19	16%	5-9	17%	0-4	40%	<LOS	16%
-----	-----	-------	-----	-----	-----	-----	-----	------	-----

**27 GENO SMITH** NYJ \$0 AGE 25 BYE 11 2014 2015 PROJ

The Jets' quarterback situation is very much in flux, so consider Smith a place holder for the time being. He currently sits atop the depth chart ahead of second-year man Bryce Petty and polarizing rookie Christian Hackenberg. Of course, last year's starter, Ryan Fitzpatrick, is currently a street free agent. If Fitzpatrick doesn't end up returning to New York, Smith inherits a turbo-charged offense that led the league in four-wide sets last season. Fitzpatrick completed just 59.6 of his passes and was one of only two full-time starters to average less than 7.0 yards per attempt, yet he still managed to finish as fantasy's No. 11 signal caller. So even with mediocre play, Smith could still produce viable fantasy numbers in this offense. He also adds ability as a runner (240 yards on the ground in 2014). With the Jets' talented receiver corps and the addition of Matt Forte, Smith could be a sneaky pick in deep leagues. That is, if he ends up with the job.

TM	NYJ	NYJ	NYJ
G	14	1	16
PASSING			
COM	219	27	290
ATT	367	42	476
YDS	2525	265	3352
TD	13	2	20
INT	13	1	13
YPA	6.9	6.3	7.0
aDOT	8.6	9.5	9.0
RUSHING			
ATT	59	2	33
YDS	240	34	264
TD	1	0	1
YPA	4.1	17.0	8.1

2015 THROW LOCATION

20+	14%	10-19	24%	5-9	31%	0-4	21%	<LOS	10%
-----	-----	-------	-----	-----	-----	-----	-----	------	-----

**28 ROBERT GRIFFIN III** CLV \$0 AGE 26 BYE 12 2014 2015 PROJ

There was a time, not too long ago, when Griffin appeared to be on the verge of superstardom. Dynamic as runner and talented as a thrower, he helped redefine the fantasy quarterback position. Of course, injuries and other reasons derailed Griffin from this path, and now he's on the Browns. In recent seasons, Cleveland has been a place where fantasy value goes to die. But it isn't fair to just simply write off the Browns in 2016. Hue Jackson is in at head coach, and their front office is taking a metrics-based approach to building the team. To address their junior varsity wide receiver corps, the Browns drafted four wide outs, including the explosive Corey Coleman in the first round and pro-ready Rashard Higgins at a steal in the fifth round. They also drafted QB Cody Kessler, who has been compared to Andy Dalton. If Griffin hangs onto the job, he'll have DFS upside, but isn't someone to consider for season-long leagues.

TM	WAS	-	CLV
G	9	-	16
PASSING			
COM	147	-	276
ATT	214	-	450
YDS	1694	-	3224
TD	4	-	16
INT	6	-	10
YPA	7.9	-	7.2
aDOT	7.0	-	7.0
RUSHING			
ATT	38	-	69
YDS	184	-	386
TD	1	-	2
YPA	4.8	-	5.6

2015 THROW LOCATION

20+	-	10-19	-	5-9	-	0-4	-	<LOS	-
-----	---	-------	---	-----	---	-----	---	------	---



**29 COLIN KAEPERNICK** SF \$0 AGE 28 BYE 8 2014 2015 PROJ

From nearly winning the Super Bowl to getting benched for Blaine Gabbert, it's been a roller coaster ride for Kaepernick over the past few seasons. In 2013, he finished as fantasy's No. 10 quarterback, and he ranked 15th in 2014 (one spot ahead of Cam Newton). But things came crashing down last year. Kaepernick managed just eight starts under Jim Tomsula, grading out as the worst starting quarterback to play at least 25 percent of his team's snaps. He also ranked 20th in fantasy points, and was one of just eight quarterbacks below 0.40 fantasy points per dropback. The good news is that Tomsula is out, and Chip Kelly is in at head coach for the 49ers. While Kelly's offense didn't make a fantasy stud out of Sam Bradford, it did have Nick Foles looking like Joe Montana just three seasons ago. Kaepernick certainly has a high ceiling, and the offensive system has the potential to help, but he's a huge risk for fantasy purposes.

TM	SF	SF	SF
G	16	9	16
PASSING			
COM	289	144	291
ATT	478	244	485
YDS	3369	1615	3178
TD	19	6	17
INT	10	5	12
YPA	7.0	6.6	6.6
aDOT	9.5	7.7	8.6
RUSHING			
ATT	105	45	78
YDS	633	258	361
TD	1	1	2
YPA	6.0	5.7	4.6

2015 THROW LOCATION

20+	12%	10-19	17%	5-9	18%	0-4	36%	<LOS	17%
-----	-----	-------	-----	-----	-----	-----	-----	------	-----

**30 SAM BRADFORD** PHI \$0 AGE 28 BYE 4 2014 2015 PROJ

Bradford and Chip Kelly were supposed to be a match made in heaven. The tandem had believers across the fantasy industry, thrusting Bradford's ADP up to the 10th quarterback taken when last year's drafts were all said and done. That didn't work out so well. The Eagles' offense floundered, and Bradford finished the year as fantasy's 23rd quarterback with an abysmal 0.38 fantasy points per dropback, which was lowest among full-time starters. To be fair, his receivers didn't help him out much, with 42 drops on the year. Bradford was also extremely accurate under pressure, completing a league-best 74.6 percent of his throws excluding drops, spikes, and throwaways. Still, the offseason was a telling one for Bradford's future in Philadelphia following the Eagles' blockbuster trade to move up and select Carson Wentz with the second pick in the draft. Bradford is likely to open the season as the Eagles starter, but there's no telling how long he'll stay there.

TM	-	PHI	PHI
G	-	14	16
PASSING			
COM	-	346	339
ATT	-	532	521
YDS	-	3725	3615
TD	-	19	22
INT	-	14	13
YPA	-	7.0	6.9
aDOT	-	7.4	7.4
RUSHING			
ATT	-	25	18
YDS	-	39	61
TD	-	0	1
YPA	-	1.6	3.4

2015 THROW LOCATION

20+	10%	10-19	19%	5-9	19%	0-4	35%	<LOS	17%
-----	-----	-------	-----	-----	-----	-----	-----	------	-----

ANN HESENFELT/AP PHOTO

**31 PAXTON LYNCH DEN \$0 AGE 22 BYE 11 2014 2015 PROJ**

How does Denver follow up their Super Bowl victory? By potentially going into the season with a rookie signal caller under center. Sure, they signed Mark Sanchez in the offseason, but first-round selection, Lynch, is a superior player. He enters the league somewhat raw, but with an impressive college resume. Lynch threw 28 touchdowns and just four interceptions in 2015. He also completed 51.8 percent of balls over 20 yards in the air, which was fifth in the nation. Lynch especially excelled on go-routes, where he racked up 675 yards and eight scores on 25 completions. Calm in the eye of the storm, he completed 55.2 percent of passes when facing pressure, which was the highest among draft-eligible quarterbacks. He's also capable as a runner, posting 339 yards on the ground in 2015. While he has deficiencies, Lynch's ability as a dual threat bodes well. We expect Lynch to win the job, but we wouldn't want to trust him for fantasy purposes this season.

TM	-	-	DEN
G	-	-	16
PASSING			
COM	-	-	307
ATT	-	-	502
YDS	-	-	3339
TD	-	-	19
INT	-	-	16
YPA	-	-	6.7
aDOT	-	-	7.4
RUSHING			
ATT	-	-	52
YDS	-	-	234
TD	-	-	1
YPA	-	-	4.5

2015 THROW LOCATION									
20+	-	10-19	-	5-9	-	0-4	-	<LOS	-

**32 JARED GOFF LA \$0 AGE 21 BYE 8 2014 2015 PROJ**

That's right. The first overall selection in this year's draft ranks last among our projected starters for 2016. Don't get us wrong. Goff comes into the league an accomplished player. He graded out second in our quarterback rankings in 2015, posting 4,714 yards and 43 touchdowns (13 picks) on the season. In three years at Cal, he racked up 12,195 passing yards and 96 touchdowns. One knock on him is his small hands (9"), which likely contributed to his 23 career fumbles. Still, he showed nice zip on the ball at the combine and was an extremely effective passer in college, especially on deep balls where he completed 50 percent of passes traveling over 20 yards in the air. Though he lacks elite fantasy potential, Goff certainly has a backend QB1 fantasy ceiling in the long term. However, in the short term, it's tough to like a rookie quarterback in a run heavy offense that averaged the fewest snaps per game last season.

TM	-	-	LA
G	-	-	16
PASSING			
COM	-	-	301
ATT	-	-	501
YDS	-	-	3281
TD	-	-	18
INT	-	-	14
YPA	-	-	6.6
aDOT	-	-	7.4
RUSHING			
ATT	-	-	30
YDS	-	-	90
TD	-	-	1
YPA	-	-	3.1

2015 THROW LOCATION									
20+	-	10-19	-	5-9	-	0-4	-	<LOS	-



BRYNN ANDERSON/AP PHOTO

**33 JIMMY GAROPPOLO NE \$0 AGE 24 BYE 9 2014 2015 PROJ**

Ordinarily, we wouldn't have Garoppolo ranked this high, but this isn't an ordinary year. With Tom Brady facing a four-game suspension to start the season, Garoppolo is actually one of the 32 Week 1 starters. We haven't seen much of him thus far in his career, with just 31 career regular season passing attempts. However, Garoppolo has gotten his fair share of reps in the preseason. He charged out of the gate with the second-most preseason fantasy points among quarterbacks in 2014, but last year he averaged a meager 0.34 fantasy points per dropback in three preseason appearances. So the jury is still out on whether Garoppolo is a legit NFL quarterback. Regardless, he's going to get the opportunity to start, and has one of the league's best red zone weapons in Rob Gronkowski. Those who select Brady in fantasy drafts could do worse than Garoppolo as a replacement. Of course, they could do better as well.

TM	NE	NE	NE
G	6	5	16
PASSING			
COM	19	1	99
ATT	27	4	157
YDS	182	6	1118
TD	1	0	7
INT	0	0	3
YPA	6.7	1.5	7.1
aDOT	6.2	3.0	7.3
RUSHING			
ATT	10	5	11
YDS	9	-5	29
TD	0	0	0
YPA	0.9	-1.0	2.6

2015 THROW LOCATION									
20+	0%	10-19	0%	5-9	50%	0-4	25%	<LOS	25%

**34 CHRISTIAN HACKENBERG NYJ \$0 AGE 21 BYE 11 2014 2015 PROJ**

The Jets raised more than a few eyebrows when they selected Hackenberg on Day 2 of the NFL draft. Once considered one of the top prospects among this year's class, Hackenberg's stock appeared to be on a dramatic downturn after he struggled with accuracy issues last year. He finished 119th in accuracy among FBS quarterbacks, and was sacked on a whopping 22 percent of his dropbacks. Needless to say, that's not good. Neither is his player comp to Ryan Mallett. Yet, there's something oddly appealing about Hackenberg given his landing spot. He currently sits behind the lackluster Geno Smith and unproven Bryce Petty, with Ryan Fitzpatrick still unsigned. Given the Jets fantasy-friendly offense that ran the most four-wide sets in the league last season, it isn't outlandish to think that Hackenberg could have some fantasy value in 2016. He's a player to monitor.

TM	-	-	NYJ
G	-	-	16
PASSING			
COM	-	-	72
ATT	-	-	119
YDS	-	-	767
TD	-	-	5
INT	-	-	3
YPA	-	-	6.5
aDOT	-	-	7.4
RUSHING			
ATT	-	-	8
YDS	-	-	24
TD	-	-	0
YPA	-	-	3.1

2015 THROW LOCATION									
20+	-	10-19	-	5-9	-	0-4	-	<LOS	-

**35 JOSH MCCOWN CLV \$0 AGE 37 BYE 12 2014 2015 PROJ**

At this point, we really don't know who will be under center for the Browns in Week 1. Robert Griffin III is the odds-on favorite, but McCown and rookie Cody Kessler are certainly in the mix. McCown has had a bit of a late-career renaissance starting back in 2013 when he was the No. 3 fantasy quarterback from Weeks 11-14. Last season, he posted QB2 numbers over the first eight weeks of the season, ranking 16 in fantasy scoring despite a mediocre surrounding cast in Cleveland. The Browns have taken steps to upgrade this offseason, drafting four wide receivers, including Corey Coleman in the first round. If McCown does manage to get the starting job, we don't anticipate him setting the world on fire. Those in standard-sized leagues won't even consider him as a bye-week replacement. However, in two-quarterback formats and in DFS GPP tournaments, McCown as a starter has the potential to be a viable fantasy option.

TM	TB	CLV	CLV
G	11	8	16
PASSING			
COM	184	186	49
ATT	327	292	80
YDS	2206	2109	529
TD	11	12	3
INT	14	4	2
YPA	6.7	7.2	6.7
aDOT	10.7	8.3	9.5
RUSHING			
ATT	25	20	11
YDS	123	98	49
TD	3	1	0
YPA	4.9	4.9	4.5

2015 THROW LOCATION									
20+	10%	10-19	23%	5-9	18%	0-4	35%	<LOS	14%

**36 CARSON WENTZ PHI \$0 AGE 23 BYE 4 2014 2015 PROJ**

Quarterback is a premium position in the NFL. Case in point: The Philadelphia Eagles' blockbuster trade to move up and select Wentz with the No. 2 overall pick. He's a player who certainly passes the eye test. He's big (6-6, 235lbs.), very athletic, and gets the ball out quickly. Wentz isn't Marcus Mariota, but does have some sneaky athleticism, posting a 4.77 40 at the combine and flashing ability as a runner in college. He missed two months with a broken wrist in 2015, but was able to return and lead his team to the FCS Championship for the second straight season. Wentz really excels in intermediate accuracy, completing 70.7 percent of his passes in the 11- to 20-yard range, which was second in the class. However, he struggled in the 21- to 30-yard range, completing 43.5 percent of his passes (23rd in the class). With Sam Bradford still in town, Wentz's path to snaps is blocked, but it wouldn't shock us to see him under center at some point in 2016.

TM	-	-	PHI
G	-	-	16
PASSING			
COM	-	-	37
ATT	-	-	57
YDS	-	-	369
TD	-	-	2
INT	-	-	1
YPA	-	-	6.4
aDOT	-	-	7.4
RUSHING			
ATT	-	-	4
YDS	-	-	12
TD	-	-	0
YPA	-	-	3.1

2015 THROW LOCATION									
20+	-	10-19	-	5-9	-	0-4	-	<LOS	-

**37 BLAINE GABBERT SF \$0 AGE 26 BYE 8 2014 2015 PROJ**

Looking back at his body of work, it's hard to believe that Gabbert went 10th overall in the 2011 draft. Since then, he's started 35 games, completing just 55.8 percent of his passes at a clip of 6.0 yards per attempt. He's almost dead-even on touchdowns to interceptions (33:31) and has taken a sack on 8.5 percent of his dropbacks. Despite all of these negatives, Gabbert was actually promoted to starter over Colin Kaepernick last season, and wasn't really that bad. Over the final nine weeks of the season, he ranked 18th in fantasy points, outscoring Philip Rivers, Matt Ryan, and Alex Smith. Kaepernick is the early favorite to start for the 49ers this season, there has been some chatter out of San Francisco that Gabbert could push for the starting job. We've seen what Chip Kelly's offense did for Nick Foles, so this is certainly a situation worth monitoring. Gabbert would be on the QB2 radar if he starts.

TM	SF	SF	SF
G	1	8	16
PASSING			
COM	3	178	32
ATT	7	282	54
YDS	38	2031	385
TD	1	10	2
INT	0	7	1
YPA	5.4	7.2	7.1
aDOT	12.1	7.0	9.6
RUSHING			
ATT	1	32	7
YDS	5	186	32
TD	0	1	0
YPA	5.0	5.8	4.6

2015 THROW LOCATION

20+	10%	10-19	20%	5-9	19%	0-4	37%	<LOS	15%
-----	-----	-------	-----	-----	-----	-----	-----	------	-----

**38 MARK SANCHEZ DEN \$0 AGE 29 BYE 11 2014 2015 PROJ**

A few years removed from the infamous "butt fumble," Sanchez signed with the Broncos in the offseason and for a while was their only viable starting quarterback. Of course, that all changed when Denver selected Paxton Lynch in the first round of this year's draft. While it may seem crazy to think that the defending Super Bowl champs will start a rookie quarterback, is it not just as outlandish to think that they'd have Sanchez under center? He was given a long leash in New York, and never managed to complete more than 57 percent of his passes with the Jets. While he was more accurate in his two seasons with the Eagles, he also managed an uninspiring 18 touchdowns and 15 interceptions in 12 games played. We're currently projecting Lynch as the starter, but even if Sanchez gets the nod, we wouldn't recommend him as anything more than a bench option in two-quarterback leagues.

TM	PHI	PHI	DEN
G	9	4	16
PASSING			
COM	198	59	34
ATT	309	91	56
YDS	2414	616	371
TD	14	4	2
INT	11	4	2
YPA	7.8	6.8	6.7
aDOT	8.8	5.9	7.4
RUSHING			
ATT	35	6	5
YDS	75	22	20
TD	1	0	0
YPA	2.1	3.7	4.1

2015 THROW LOCATION

20+	5%	10-19	23%	5-9	20%	0-4	30%	<LOS	22%
-----	----	-------	-----	-----	-----	-----	-----	------	-----

**39 DAK PRESCOTT DAL \$0 AGE 23 BYE 7 2014 2015 PROJ**

With Tony Romo on the wrong side of 35 and coming off an injury-riddled season, the Cowboys selected Prescott as the potential heir apparent at the quarterback position. Prescott put up big numbers over the last two seasons with 8,228 passing yards and 56 touchdowns through the air. He also led Mississippi St. in rushing last season with 588 yards and 10 scores. Despite the gaudy numbers, he enters the NFL as an unpolished passer who attempted a deep pass on a class-low 11.3 percent of his passing attempts. Prescott isn't particularly tall (6-2), but he's powerfully built (226lbs.) and very athletic. While it wouldn't be good for the Cowboys if Prescott saw meaningful snaps in 2016, it's certainly within the realm of possibility given Romo's recent injury track record. Prescott's dual-threat ability bodes well for fantasy production, so he's a name to keep in the back of your mind.

TM	-	-	DAL
G	-	-	16
PASSING			
COM	-	-	17
ATT	-	-	27
YDS	-	-	173
TD	-	-	1
INT	-	-	1
YPA	-	-	6.5
aDOT	-	-	7.4
RUSHING			
ATT	-	-	2
YDS	-	-	6
TD	-	-	0
YPA	-	-	3.1

2015 THROW LOCATION

20+	-	10-19	-	5-9	-	0-4	-	<LOS	-
-----	---	-------	---	-----	---	-----	---	------	---

**40 BRIAN HOYER CHI \$0 AGE 30 BYE 9 2014 2015 PROJ**

Believe it or not, Hoyer was actually a top 20 fantasy quarterback from Weeks 4-to-14 last season, passing for 17 scores and just five interceptions over that span. He was also responsible for a playoff meltdown and is now on his fifth team in the last six years. Despite his abysmal playoff performance, Hoyer actually wasn't that bad in the regular season, especially early on. He threw multiple touchdown passes in five of his first six outings. Still, the overall body of work doesn't inspire much confidence. However, it is worth noting that he's Jay Cutler's primary backup. Cutler hasn't played a full 16-game season since 2009, missing a combined 14 games over that span. So there's certainly a chance we see Hoyer under center this season. But if that does happen, we wouldn't expect Hoyer to have any value outside of deep two-quarterback leagues and/or DFS GPP tournaments.

TM	CLV	HST	CHI
G	14	11	16
PASSING			
COM	244	224	3
ATT	440	403	5
YDS	3339	2606	37.1
TD	12	19	0
INT	13	7	0
YPA	7.6	6.5	7.0
aDOT	10.8	9.9	10.3
RUSHING			
ATT	26	15	1
YDS	26	44	4
TD	0	0	0
YPA	1.0	2.9	4.0

2015 THROW LOCATION

20+	13%	10-19	27%	5-9	25%	0-4	29%	<LOS	7%
-----	-----	-------	-----	-----	-----	-----	-----	------	----



**41 A.J. MCCARRON CIN \$0 AGE 25 BYE 9 2014 2015 PROJ**

Thrust into the starting role for the Bengals following Andy Dalton's season-ending thumb injury in Week 14, McCarron was serviceable but far from a fantasy asset. In three starts to close out the regular season, he threw for just 552 yards and four scores with just 6.7 yards per attempt. For what it's worth, he did actually outscore Aaron Rodgers and Tom Brady over that stretch, though neither player was equipped with their normal compliment of offensive weapons. With Dalton fully healthy, McCarron moves back to a backup role. If Dalton gets hurt again this season, McCarron isn't someone we're going to want to dial up for fantasy purposes. His fantasy ceiling is at the back end of the QB2-range, and he's much more likely to be outside of the top 24 fantasy quarterbacks. His only value would be as a contrarian differentiation play in DFS GPP tournaments.

TM	-	CIN	CIN
G	-	7	16
PASSING			
COM	-	79	3
ATT	-	160	5
YDS	-	854	39
TD	-	6	0
INT	-	2	0
YPA	-	5.3	7.5
aDOT	-	8.9	8.9
RUSHING			
ATT	-	14	1
YDS	-	21	4
TD	-	0	0
YPA	-	1.5	3.4

2015 THROW LOCATION

20+	14%	10-19	14%	5-9	21%	0-4	33%	<LOS	18%
-----	-----	-------	-----	-----	-----	-----	-----	------	-----

**42 E.J. MANUEL BUF \$0 AGE 26 BYE 10 2014 2015 PROJ**

The former first-rounder entered the league raw and with a lot of potential. Now in his fourth season, he's still raw, but doesn't have nearly as much potential. Last year, Manuel started the two games Tyrod Taylor missed in Weeks 6 and 7. He actually managed a combined 561 passing yards and three scores, but also threw three picks and took six sacks. Still, for those two weeks, he scored the eighth-most fantasy points. So despite very rough play, Manuel was a solid fantasy option. Given Taylor's size and propensity to run, there's certainly a chance we see Manuel this season. It should be noted that the Bills drafted Cardale Jones, who still has a long way to go before he's NFL-ready. That means Manuel is likely to remain the primary backup. He's a sneaky player who could have some fantasy value as a replacement, but is a risky proposition if he's asked to do anything more than spot-start duty.

TM	BUF	BUF	BUF
G	5	6	16
PASSING			
COM	76	52	3
ATT	131	84	5
YDS	844	561	33.7
TD	5	3	0
INT	3	3	0
YPA	6.4	6.7	7.3
aDOT	7.6	10.0	8.8
RUSHING			
ATT	16	17	1
YDS	52	64	5
TD	1	1	0
YPA	3.3	3.8	4.1

2015 THROW LOCATION

20+	15%	10-19	15%	5-9	37%	0-4	24%	<LOS	8%
-----	-----	-------	-----	-----	-----	-----	-----	------	----

ROGELIO V. SOLIS/AP PHOTO

43		2014	2015	PROJ
MATT SCHAUB ATL AGE 35	TM	OAK	BLT	ATL
	G	1	2	16
	PASSING			
	COM	5	52	4
	ATT	9	80	6
	YDS	57	540	44.3
	TD	0	3	0
	INT	1	4	0
	YPA	6.3	6.8	7.4
	aDOT	7.8	7.9	7.8
	RUSHING			
ATT	0	4	1	
YDS	0	10	4	
TD	0	0	0	
YPA	0.0	2.5	3.7	

44		2014	2015	PROJ
COLT MCCOY WAS AGE 30	TM	WAS	WAS	WAS
	G	5	2	16
	PASSING			
	COM	91	7	4
	ATT	128	11	6
	YDS	1057	128	50.1
	TD	4	1	0
	INT	3	0	0
	YPA	8.3	11.6	8.5
	aDOT	7.3	8.4	7.8
	RUSHING			
ATT	16	3	1	
YDS	69	-3	3	
TD	1	0	0	
YPA	4.3	-1.0	2.8	

45		2014	2015	PROJ
MATT MOORE MIA AGE 32	TM	MIA	MIA	MIA
	G	2	1	16
	PASSING			
	COM	2	1	3
	ATT	4	1	6
	YDS	21	14	51.9
	TD	0	0	0
	INT	0	0	0
	YPA	5.3	14.0	9.1
	aDOT	23.5	4.0	13.8
	RUSHING			
ATT	2	3	1	
YDS	-2	-2	3	
TD	0	0	0	
YPA	-1.0	-0.7	2.7	

46		2014	2015	PROJ
CHAD HENNE JAX AGE 31	TM	JAX	-	JAX
	G	3	-	16
	PASSING			
	COM	42	-	3
	ATT	78	-	6
	YDS	492	-	35.4
	TD	3	-	0
	INT	1	-	0
	YPA	6.3	-	6.4
	aDOT	8.9	-	8.9
	RUSHING			
ATT	4	-	1	
YDS	25	-	3	
TD	0	-	0	
YPA	6.3	-	3.1	

47		2014	2015	PROJ
TARVARIS JACKSON SEA AGE 33	TM	SEA	SEA	SEA
	G	1	4	16
	PASSING			
	COM	1	4	3
	ATT	1	6	5
	YDS	0	37	34.8
	TD	0	0	0
	INT	0	0	0
	YPA	0.0	6.2	7.3
	aDOT	0.0	2.6	1.3
	RUSHING			
ATT	0	8	1	
YDS	0	-8	3	
TD	0	0	0	
YPA	0.0	-1.0	2.6	

48		2014	2015	PROJ
MIKE GLENNON TB AGE 26	TM	TB	-	TB
	G	6	-	16
	PASSING			
	COM	117	-	3
	ATT	203	-	5
	YDS	1417	-	33.8
	TD	10	-	0
	INT	6	-	0
	YPA	7.0	-	6.5
	aDOT	11.6	-	11.6
	RUSHING			
ATT	8	-	1	
YDS	49	-	3	
TD	0	-	0	
YPA	6.1	-	3.1	

49		2014	2015	PROJ
SHAUN HILL MIN AGE 36	TM	SL	MIN	MIN
	G	9	3	16
	PASSING			
	COM	145	2	3
	ATT	229	7	5
	YDS	1657	15	30.3
	TD	8	0	0
	INT	7	0	0
	YPA	7.2	2.1	6.2
	aDOT	8.3	7.2	7.7
	RUSHING			
ATT	10	4	1	
YDS	9	-5	3	
TD	1	0	0	
YPA	0.9	-1.3	2.6	

50		2014	2015	PROJ
BRETT HUNDLEY GB AGE 23	TM	-	-	GB
	G	-	-	16
	PASSING			
	COM	-	-	4
	ATT	-	-	6
	YDS	-	-	35.7
	TD	-	-	0
	INT	-	-	0
	YPA	-	-	6.2
	aDOT	-	-	7.4
	RUSHING			
ATT	-	-	1	
YDS	-	-	3	
TD	-	-	0	
YPA	-	-	3.0	

51		2014	2015	PROJ
CASE KEENUM LA AGE 28	TM	HST	SL	LA
	G	2	6	16
	PASSING			
	COM	45	76	3
	ATT	77	125	5
	YDS	435	828	32.6
	TD	2	4	0
	INT	2	1	0
	YPA	5.6	6.6	6.4
	aDOT	6.7	8.5	7.6
	RUSHING			
ATT	10	12	1	
YDS	35	5	3	
TD	0	0	0	
YPA	3.5	0.4	3.0	

52		2014	2015	PROJ
RYAN NASSIB NYG AGE 26	TM	NYG	NYG	NYG
	G	4	1	16
	PASSING			
	COM	4	5	4
	ATT	5	5	6
	YDS	60	68	55.8
	TD	0	1	0
	INT	0	0	0
	YPA	12.0	13.6	9.0
	aDOT	3.4	9.8	6.6
	RUSHING			
ATT	2	0	1	
YDS	-3	0	3	
TD	0	0	0	
YPA	-1.5	0.0	3.0	


53		2014	2015	PROJ
LUKE MCCOWN NO AGE 35	TM	-	NO	NO
	G	-	1	16
	PASSING			
	COM	-	31	4
	ATT	-	38	6
	YDS	-	310	48.9
	TD	-	0	0
	INT	-	1	0
	YPA	-	8.2	7.6
	aDOT	-	7.1	7.1
	RUSHING			
ATT	-	0	1	
YDS	-	0	3	
TD	-	0	0	
YPA	-	0.0	3.0	

54		2014	2015	PROJ
KELLEN CLEMENS SD AGE 33	TM	SD	SD	SD
	G	2	2	16
	PASSING			
	COM	1	5	4
	ATT	3	6	6
	YDS	10	63	50.5
	TD	0	1	0
	INT	0	0	0
	YPA	3.3	10.5	8.3
	aDOT	9.3	14.0	11.7
	RUSHING			
ATT	0	1	1	
YDS	0	-1	3	
TD	0	0	0	
YPA	0.0	-1.0	3.0	

55		2014	2015	PROJ
DAN ORLOVSKY DET AGE 33	TM	-	DET	DET
	G	-	2	16
	PASSING			
	COM	-	22	4
	ATT	-	40	6
	YDS	-	201	40.9
	TD	-	1	0
	INT	-	1	0
	YPA	-	5.0	6.9
	aDOT	-	8.0	8.0
	RUSHING			
ATT	-	0	1	
YDS	-	0	3	
TD	-	0	0	
YPA	-	0.0	3.0	

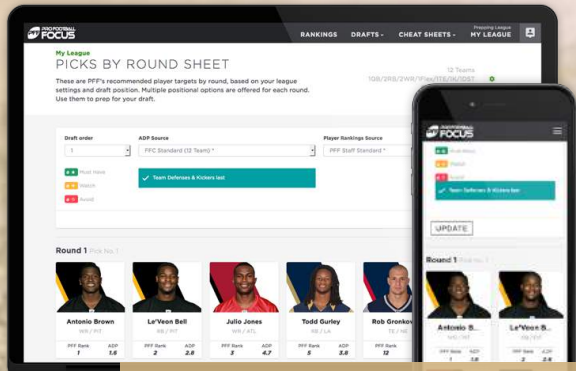
56		2014	2015	PROJ
DREW STANTON ARZ AGE 32	TM	ARZ	ARZ	ARZ
	G	9	7	16
	PASSING			
	COM	132	11	4
	ATT	240	25	6
	YDS	1711	104	37.2
	TD	7	0	0
	INT	5	2	0
	YPA	7.1	4.2	6.6
	aDOT	11.7	12.4	12.1
	RUSHING			
ATT	25	13	1	
YDS	63	-13	3	
TD	0	0	0	
YPA	2.5	-1.0	3.0	

57		2014	2015	PROJ
MATTHEW MCGLOIN OAK AGE 26	TM	OAK	OAK	OAK
	G	1	2	16
	PASSING			
	COM	12	23	4
	ATT	19	32	6
	YDS	129	142	39.4
	TD	1	2	0
	INT	2	1	0
	YPA	6.8	4.4	6.5
	aDOT	9.3	5.2	7.2
	RUSHING			
ATT	2	0	1	
YDS	3	0	3	
TD	0	0	0	
YPA	1.5	0.0	3.0	



# FANTASY GOLD

What the pros use.



[profootballfocus.com/fantasy](http://profootballfocus.com/fantasy)

# RUNNING BACKS

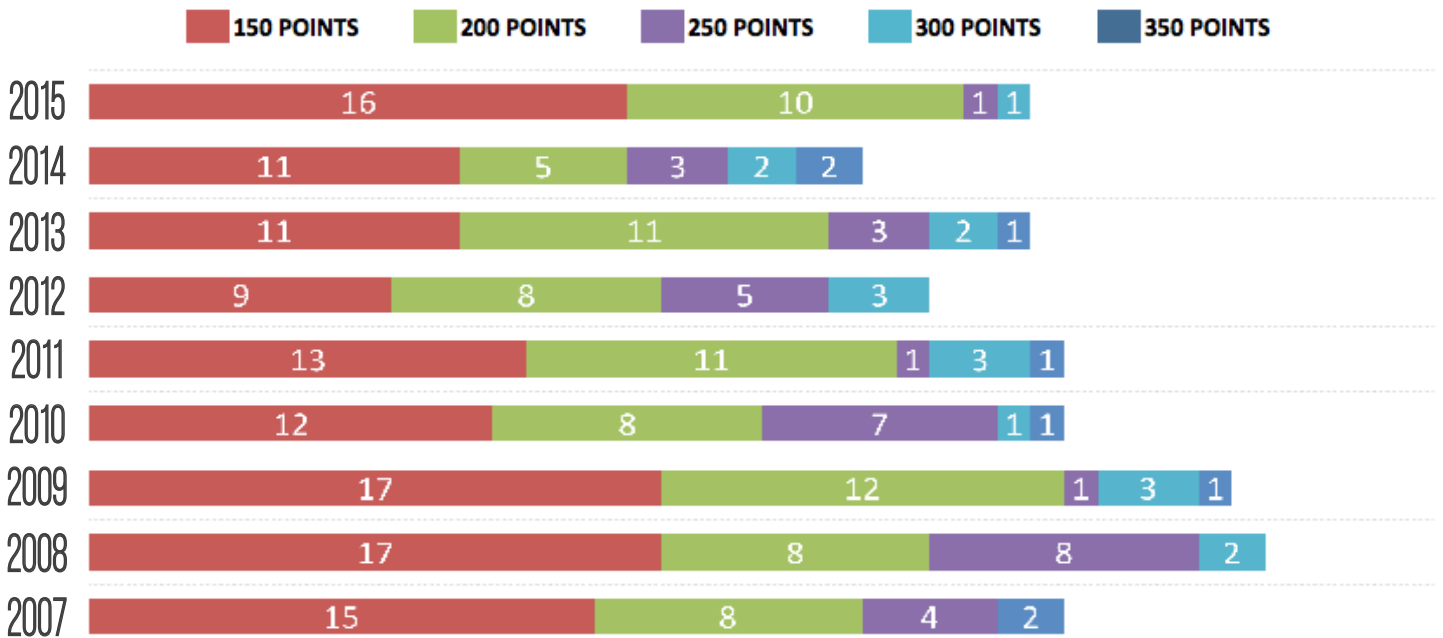


# TIME FOR ZERO-RB? BY DAN SCHNEIER

The zero-RB strategy has gained popularity in recent seasons, but you won't want to avoid targeting at least one first tier running backs in 2016. A tier of 15 backs are on track to inherit a workhorse share of snaps, and only Carlos Hyde, C.J. Anderson and Matt Forte play for offenses with major question marks. After these players are off the board, you're better off targeting talented first- and second-year backs over those with projected high-volume workloads. For all teams without a three-down back, look to target good receiving backs on teams expected to have a low win total, and the running backs who can create yards after contact on high-scoring offenses. Avoid two-down backs on bad offenses. Grab one or two players from the top tier, but make sure to load up your bench with talented running back fliers.

## TRENDING DOWN

With teams leaning more heavily on the pass and fewer three-down workhorses, top-end fantasy production has declined at running back. Only 12 backs topped 200 fantasy points in each of the last two seasons.



## MUST-DRAFT A WORD CLOUD FROM OUR STAFF. THE BIGGER THE NAME, THE MORE STAFFERS LISTED THE PLAYER.



# 300

Adrian Peterson was the lone running back to top 300 carries last season.

That's the lowest total since PFF started grading games back in 2007.

© COMPTON/REUTERS/AF PHOTO

PLAYER RANKINGS COLOR REFLECTS PFF GRADES

A A- B B- C D F N/A Rookie

PLAYER PROFILES BY JEFF RATCLIFFE

**1 LE'VEON BELL** PIT \$46 AGE 24 BYE 8 2014 2015 PROJ

When healthy, there are few backs in the league who can rival Bell's production. In 2014, he saw a whopping 372 touches en route to leading all running backs in PPR scoring. He managed just six games last season due to suspension and injury, but over that span from Weeks 3 to 8, only Devonta Freeman touched the ball more frequently than Bell (137). For those worried about DeAngelo Williams, the veteran played a total of 32 combined snaps in the five games Bell was fully healthy last season. Of course, Bell isn't the safest pick after tearing his MCL and PCL. However, the indication is that he'll be ready to roll for training camp. The Steelers heavy usage of a bell cow back, makes a healthy Bell the best bet for fantasy's No. 1 running back.

TM	PIT	PIT	PIT
G	16	6	16
RUSHING			
ATT	289	113	246
YDS	1356	556	1122
TD	8	3	9
YPA	4.7	4.9	4.6
MT	84	28	67
Yco/AT	2.44	3.41	2.71
RECEIVING			
TAR	100	25	63
REC	83	24	59
YDS	854	136	655
TD	3	0	4
YPRR	1.74	0.99	1.37

2015 ATTEMPTS VS. DEFENSIVE PACKAGES  
Base 41% Nickel 46% Dime 7% <4 DB 6% >6 DB 0%

**2 DAVID A. JOHNSON** ARZ \$43 AGE 24 BYE 9 2014 2015 PROJ

Over the last month of the season, no running back scored more fantasy points than Johnson. A true three-down back, he got it done both as a runner and receiver, winning many a fantasy championship. And all that despite being a waiver pickup in a lot of leagues. For the season, Johnson finished fifth in fantasy points per opportunity in PPR leagues, where his ability as a receiver is especially useful. One of the most effective receivers on a per route basis, he ranked fourth best in yards per route run (2.12). While the Cardinals did re-sign Chris Johnson in the offseason and still have Andre Ellington, we view them more as complimentary players. Johnson is in the driver's seat in this backfield and is poised to emerge as a top 5 running back in 2016.

TM	-	ARZ	ARZ
G	-	16	16
RUSHING			
ATT	-	125	254
YDS	-	581	1103
TD	-	8	8
YPA	-	4.6	4.3
MT	-	35	66
Yco/AT	-	2.69	2.69
RECEIVING			
TAR	-	52	72
REC	-	36	49
YDS	-	457	562
TD	-	4	5
YPRR	-	2.12	2.12

2015 ATTEMPTS VS. DEFENSIVE PACKAGES  
Base 42% Nickel 50% Dime 6% <4 DB 3% >6 DB 0%

**3 TODD GURLEY** LA \$39 AGE 22 BYE 8 2014 2015 PROJ

Coming off an injury that ended his college career, we weren't entirely sure what we'd get out of Gurley in his rookie season. He assumed the starting job in Week 4, and went on to top 1,000 yards and led all backs in fantasy scoring between Weeks 4 and 16. Flashing dynamic upside, he led all running backs with a runs of 15-plus yards accounting for 45.9 percent of his yardage total. Of course, there are a few things working against Gurley. For starters, Jeff Fisher's offense averaged the fewest snaps per game last season, which means less volume for Gurley. He'll also have a rookie signal caller under center. Finally, Gurley's 10 touchdowns is all but guaranteed to regress. Still, his explosive ability and high upside keep him in high-end RB1 conversation.

TM	-	SL	LA
G	-	13	16
RUSHING			
ATT	-	229	286
YDS	-	1106	1261
TD	-	10	8
YPA	-	4.8	4.4
MT	-	47	60
Yco/AT	-	2.87	2.87
RECEIVING			
TAR	-	26	42
REC	-	21	33
YDS	-	188	296
TD	-	0	2
YPRR	-	1.30	1.30

2015 ATTEMPTS VS. DEFENSIVE PACKAGES  
Base 67% Nickel 31% Dime 0% <4 DB 1% >6 DB 0%

**4 EZEKIEL ELLIOTT** DAL \$37 AGE 21 BYE 7 2014 2015 PROJ

It's extremely rare to rank a rookie this highly, but Elliott is deserving of the fantasy praise he's received this offseason. A prototype running back from a size standpoint (6-0, 225 pounds), Elliott ran an impressive 4.47 at the combine. Prolific at the collegiate level, he rushed for 3,699 yards and 41 touchdowns the past two seasons with 3.6 yards per attempt after contact. He also displayed big-play ability with 24 runs of 15-plus yards. Big plays accounted for 41.0 of his rushing yards. Elliott is polished as pass blocker, allowing just one sack on 108 pass blocking snaps over the last two seasons. He's also a strong receiver out of the backfield. Arguably the most complete running back to enter the league in a decade, Elliott lands in a premier spot for fantasy production.

TM	-	-	DAL
G	-	-	16
RUSHING			
ATT	-	-	276
YDS	-	-	1199
TD	-	-	10
YPA	-	-	4.3
MT	-	-	55
Yco/AT	-	-	2.73
RECEIVING			
TAR	-	-	49
REC	-	-	39
YDS	-	-	359
TD	-	-	3
YPRR	-	-	1.44

2015 ATTEMPTS VS. DEFENSIVE PACKAGES  
Base - Nickel - Dime - <4 DB - >6 DB -

**5 DEVONTA FREEMAN** ATL \$33 AGE 24 BYE 11 2014 2015 PROJ

Entering 2015, Freeman was largely an after-thought following the Falcons' draft day selection of Tevin Coleman. His ADP settled out in the ninth round range, which was nearly two rounds after Coleman. Well, those who did draft Freeman were rewarded handsomely, especially over the first eight weeks of the season. Over that span, Freeman put up 1,062 total yards and 10 combined touchdowns, scoring 56 more fantasy points than second-place finisher Mark Ingram. For the season, he ranked fifth in the league with 15 runs of 15-plus yards. Freeman also ran the third-most passing routes among running backs (362), and was one of only three running backs to see more than 90 targets. While Coleman will get some work, Freeman remains the lead dog and is set to see heavy usage again this season.

TM	ATL	ATL	ATL
G	16	15	16
RUSHING			
ATT	65	265	220
YDS	257	1057	916
TD	1	11	6
YPA	4.0	4.0	4.2
MT	17	52	46
Yco/AT	2.18	2.06	2.08
RECEIVING			
TAR	34	92	91
REC	30	73	71
YDS	225	578	655
TD	1	3	5
YPRR	1.80	1.60	1.70

2015 ATTEMPTS VS. DEFENSIVE PACKAGES  
Base 64% Nickel 34% Dime 1% <4 DB 1% >6 DB 0%



**6 ADRIAN L. PETERSON** MIN \$33 AGE 31 BYE 6 2014 2015 PROJ

A fantasy mainstay for the last decade, Peterson is now in the twilight of his career. That being said, he's still one of the best running backs in the league, and he remains a strong fantasy asset. After missing essentially all of 2014, Peterson returned to lead the league in rushing and post the second most fantasy points in standard scoring leagues. Only Doug Martin forced more missed tackles than Peterson's 57 last season. Still a big play threat, he had 17 runs of 15-or-more yards, which was also second to Martin. The one major limiting factor on Peterson's fantasy upside has been the Vikings offense, but Minnesota should be slightly better off this year after selecting Laquon Treadwell in the draft. Peterson is certainly no spring chicken, but he's still a strong RB1 option.

TM	MIN	MIN	MIN
G	1	16	16
RUSHING			
ATT	21	327	291
YDS	78	1485	1295
TD	0	11	9
YPA	3.7	4.5	4.4
MT	4	57	51
Yco/AT	1.62	2.35	2.31
RECEIVING			
TAR	3	33	31
REC	2	30	28
YDS	18	222	168
TD	0	0	2
YPRR	2.00	1.00	1.50

2015 ATTEMPTS VS. DEFENSIVE PACKAGES  
Base 68% Nickel 28% Dime 1% <4 DB 3% >6 DB 0%

**7 LAMAR MILLER** HST \$31 AGE 25 BYE 9 2014 2015 PROJ

Somewhat quietly, Miller has finished as a top 10 fantasy running back in each of the last two seasons. Perhaps it's been quiet because of his usage in Miami, having not topped 260 touches in either year. Despite this moderate workload, Miller was one of just seven running backs to run more than 300 pass routes in 2015. Now in Houston, he projects as an every-down workhorse with the potential to top 300 touches for the first time in his career. While that certainly bodes well, it should be noted that Miller forced a missed tackle on just 12.4 percent of his carries last season, which was among the lowest in the league. Still, given the potential significant workload and his relatively fresh legs, we really like Miller's chances of finishing as a top 10 fantasy running back.

TM	MIA	MIA	HST
G	16	16	16
RUSHING			
ATT	216	194	261
YDS	1101	872	1125
TD	8	8	7
YPA	5.1	4.5	4.3
MT	36	30	40
Yco/AT	2.25	2.76	2.49
RECEIVING			
TAR	48	54	47
REC	38	47	40
YDS	262	397	359
TD	1	2	2
YPRR	0.90	1.29	1.10

2015 ATTEMPTS VS. DEFENSIVE PACKAGES  
Base 51% Nickel 46% Dime 2% <4 DB 1% >6 DB 0%

GEORGE GOJKOVICH/GETTY IMAGES

**8 JAMAAL CHARLES** KC \$30 AGE 29 BYE 5 2014 2015 PROJ

It used to be that you could just set and forget Charles as one of the top running backs on draft day, but we're not quite that optimistic about the veteran player this year, as he enters 2016 with numerous red flags. For starters, he's coming off a torn ACL. While that injury isn't the death knell it once was, Charles is now 29 years old and will turn 30 in December. Injuries tend to mount up for older running backs (see: Foster, Arian). He also faces competition from both Charcandrick West and Spencer Ware. We don't see any way that either player beats out Charles, but there's certainly the chance they both eat into his touches. Don't get us wrong, Charles still has appeal as a back-end RB1. However, his name will likely cause him to be overdrafted this year.

TM	KC	KC	KC
G	15	5	16
RUSHING			
ATT	205	71	235
YDS	1038	364	1044
TD	9	4	7
YPA	5.1	5.1	4.4
MT	52	17	55
Yco/AT	2.63	2.31	2.55
RECEIVING			
TAR	52	27	46
REC	40	21	35
YDS	291	177	373
TD	5	1	2
YPRR	0.87	1.25	1.06

2015 ATTEMPTS VS. DEFENSIVE PACKAGES  
Base 51% | Nickel 32% | Dime 14% | <4 DB 1% | >6 DB 0%

**9 DOUG MARTIN** TB \$30 AGE 27 BYE 6 2014 2015 PROJ

Fantasy's Dr. Jekeyll and Mr. Hyde over the last four years, Martin has finished third in fantasy scoring twice (2012 & 2015) and outside the top 45 twice (2013 & 2014). To be fair, he was banged up in the latter two seasons, but the difference is still eye opening. Last year, Martin was one of the most impressive backs in the league, leading the position with 67 missed tackles caused. Only Todd Gurley had runs of 15-plus yards more frequently than Martin (42.1 percent of carries), and he ranked third in yards after contact per attempt. With the ship seemingly steadied in Tampa, we like the odds of seeing the good version of Martin this season. However, his limited work in the passing game keeps Martin toward the back-end of the RB1s.

TM	TB	TB	TB
G	11	16	16
RUSHING			
ATT	135	288	270
YDS	500	1402	1194
TD	2	6	8
YPA	3.7	4.9	4.4
MT	11	67	49
Yco/AT	2.16	3.15	2.83
RECEIVING			
TAR	19	41	34
REC	13	33	27
YDS	64	271	226
TD	0	1	2
YPRR	0.53	1.30	0.92

2015 ATTEMPTS VS. DEFENSIVE PACKAGES  
Base 76% | Nickel 22% | Dime 0% | <4 DB 1% | >6 DB 0%

**10 MARK INGRAM** NO \$29 AGE 26 BYE 5 2014 2015 PROJ

Once labelled as a fantasy bust, Ingram has emerged as one of the better options at the position over the last two seasons. In 2014, he finished as fantasy's No. 15 running back despite missing three games. The injury bug also cost Ingram time last season. He was fourth in fantasy scoring among running backs when he landed on I.R. with a shoulder injury in Week 13. Despite the injury concerns, Ingram has a lot of appeal, especially when you factor in his ability as a receiver. His 50 catches ranked eighth in the league last season. With little competition on the depth chart Ingram is poised for a significant role on what appears to be an improved offense after the additions of Coby Fleener and Michael Thomas. We're locking Ingram in as a high-floor RB1.

TM	NO	NO	NO
G	13	12	16
RUSHING			
ATT	226	166	231
YDS	964	769	984
TD	9	6	7
YPA	4.3	4.6	4.3
MT	40	44	49
Yco/AT	2.38	2.92	2.61
RECEIVING			
TAR	30	57	54
REC	29	50	46
YDS	145	405	394
TD	0	0	3
YPRR	0.88	1.50	1.19

2015 ATTEMPTS VS. DEFENSIVE PACKAGES  
Base 66% | Nickel 29% | Dime 2% | <4 DB 2% | >6 DB 0%



STEVE NESIUS/AP PHOTO

**11 LESEAN MCCOY** BUF \$28 AGE 28 BYE 10 2014 2015 PROJ

He's no longer the top fantasy running back, but McCoy's value hasn't shriveled up just yet. In 2015, he produced 313 big play yards as a runner with 14 carries going for 15-or-more yards. From Week 6 to 15, McCoy scored the fifth-most fantasy points. Of course, he dealt with injuries last season and managed a meager 2.0 yards after contact per attempt, but he also saw heavy volume with average of 19.6 touches per game in the run-heaviest offense in the league. The Bills have a logjam on the depth chart with Karlos Williams, Mike Gillislee, and Jonathan Williams all behind McCoy, but we don't expect any of these players to eat in to his workload. As the feature back in a run-heavy offense, McCoy offers back-end RB1 production that you can likely get for a value on draft day.

TM	PHI	BUF	BUF
G	16	12	16
RUSHING			
ATT	314	203	249
YDS	1323	895	1056
TD	5	3	7
YPA	4.2	4.4	4.2
MT	48	40	44
Yco/AT	2.06	2.02	2.04
RECEIVING			
TAR	34	45	56
REC	29	32	39
YDS	155	292	279
TD	0	2	3
YPRR	0.43	1.16	0.80

2015 ATTEMPTS VS. DEFENSIVE PACKAGES  
Base 67% | Nickel 31% | Dime 2% | <4 DB 1% | >6 DB 0%

**12 THOMAS RAWLS** SEA \$28 AGE 23 BYE 5 2014 2015 PROJ

One of last season's biggest surprises, Rawls went from undrafted free agent to fantasy stud when Marshawn Lynch missed the last seven weeks of the season due to an abdomen injury. In four weeks as a starter, Rawls was the No. 1 fantasy running back, racking 74 standard fantasy points and 80 in PPR scoring. Of course, that all came to an abrupt end when Rawls broke his ankle in Week 14. For the season, Rawls had a run of 15-plus yards on 41.4 percent of his carries, which ranked third in the league, and he was one of just four backs to average more than 3.0 yards after contact per attempt. Despite the positives, his status is very much up in the air for the preseason, and the Seahawks did draft three running backs this year. Exercise caution when drafting Rawls.

TM	-	SEA	SEA
G	-	13	16
RUSHING			
ATT	-	147	260
YDS	-	830	1214
TD	-	4	9
YPA	-	5.6	4.7
MT	-	28	50
Yco/AT	-	3.12	3.12
RECEIVING			
TAR	-	11	27
REC	-	9	21
YDS	-	76	218
TD	-	1	1
YPRR	-	0.82	0.82

2015 ATTEMPTS VS. DEFENSIVE PACKAGES  
Base 65% | Nickel 32% | Dime 1% | <4 DB 1% | >6 DB 0%

**13 EDDIE LACY** GB \$26 AGE 26 BYE 4 2014 2015 PROJ

It was an ugly year for Lacy owners. After he was selected as one of the top fantasy running backs in 2015 drafts, Lacy finished the season a disappointing 25th in scoring. While popular narratives suggest he was "terrible," Lacy really wasn't that bad. He averaged 4.1 yards per carry in the regular season, topping 100 yards three times. Unfortunately, he also found the end zone just four times as a runner and had five-or-fewer carries four times. His much-discussed offseason workout regimen has helped him shed some of the excess pounds that certainly hindered his play last year. Lacy should also benefit from a Packers offense that will likely be better able to move the ball with Jordy Nelson back in the mix. In a contract year, Lacy has appeal as a back-end RB1.

TM	GB	GB	GB
G	16	15	16
RUSHING			
ATT	245	187	235
YDS	1140	758	1008
TD	9	3	8
YPA	4.7	4.1	4.3
MT	73	30	54
Yco/AT	2.82	2.53	2.69
RECEIVING			
TAR	50	25	31
REC	42	20	24
YDS	427	188	289
TD	4	2	2
YPRR	1.38	1.15	1.27

2015 ATTEMPTS VS. DEFENSIVE PACKAGES  
Base 30% | Nickel 67% | Dime 2% | <4 DB 1% | >6 DB 0%

**14 CARLOS HYDE** SF \$25 AGE 24 BYE 8 2014 2015 PROJ

Against the Vikings in Week 1 last season, Hyde racked up 168 yards and two scores on the ground and was the No. 1 fantasy running back. From Week 2 until Week 7 when Hyde suffered the foot injury that ultimately landed him on I.R., he tied for 37th in fantasy points. To be fair, a lot of this was beyond Hyde's control. He was extremely elusive, causing 35 missed tackles on 126 touches. On a per touch basis, only Marshawn Lynch forced a missed tackle more frequently than Hyde (27.8 percent). But San Francisco's lackluster offense led to runs of 15-or-more yards on just 16.2 percent of Hyde's carries. But it's a new day for the 49ers. With Chip Kelly's up-tempo offense, Hyde has the potential for heavy volume and is oozing with upside as a borderline RB1.

TM	SF	SF	SF
G	14	7	16
RUSHING			
ATT	83	115	262
YDS	333	470	1084
TD	4	3	7
YPA	4.0	4.1	4.1
MT	25	35	80
Yco/AT	2.82	2.83	2.83
RECEIVING			
TAR	16	14	41
REC	12	11	31
YDS	68	53	254
TD	0	0	2
YPRR	0.60	0.52	0.56

2015 ATTEMPTS VS. DEFENSIVE PACKAGES  
Base 83% | Nickel 13% | Dime 1% | <4 DB 3% | >6 DB 0%

**15 MATT FORTE** NYJ \$24 AGE 30 BYE 11 2014 2015 PROJ

Among the league's old guard at running back, Forte enters his age-31 season in a new uniform with the Jets. Injuries sidelined him for three games last year, but Forte still managed to finish as fantasy's No. 9 back. However, signs of decline are certainly showing. Forte forced a missed tackle on just 11.1 percent of his touches last season, which was among the lowest in the league. He also had a run of 15-plus yards on just 13.7 percent of his carries. While it isn't wise to expect elite fantasy production out of Forte this season, he's in a very favorable spot atop the depth chart in Chan Gailey's offense. Bilal Powell will continue to have a role in passing situations, but Forte could potentially see snaps in the slot in four-wide sets. Despite his age, Forte makes for a strong RB2 option.

TM	CHI	CHI	NYJ
G	16	13	16
RUSHING			
ATT	266	218	232
YDS	1038	898	971
TD	6	4	7
YPA	3.9	4.1	4.2
MT	52	29	35
Yco/AT	2.20	2.24	2.22
RECEIVING			
TAR	118	55	50
REC	102	43	38
YDS	808	380	309
TD	4	3	2
YPRR	1.59	1.32	1.46

2015 ATTEMPTS VS. DEFENSIVE PACKAGES  
Base 50% | Nickel 47% | Dime 1% | <4 DB 2% | >6 DB 0%

**16 RYAN MATHEWS** PHI \$22 AGE 28 BYE 4 2014 2015 PROJ

After serving as second fiddle (sort of) to DeMarco Murray last year, Mathews is now in a feature role for Doug Peterson. Like his predecessor, Peterson will likely deploy a run-heavy offense in Philly, but at a decidedly slower tempo. His Chiefs offense ran 10.3 fewer plays per game than the Eagles did last season. Still, Mathews is in a good position to make a fantasy impact. Despite his somewhat limited workload, he ranked fourth in fantasy points per opportunity in standard scoring leagues last year. Mathews also had a run of 15-plus yards on 37.5 percent of his rushing attempts, which ranked sixth in the league, and posted 5.1 yards per carry. The Eagles did add Wendell Smallwood in the draft, but Mathews is in the driver's seat for touches and is an intriguing RB2 option.

TM	SD	PHI	PHI
G	6	13	16
RUSHING			
ATT	74	106	211
YDS	333	539	958
TD	3	6	6
YPA	4.5	5.1	4.5
MT	16	18	39
Yco/AT	2.77	2.68	2.72
RECEIVING			
TAR	10	27	38
REC	9	20	28
YDS	69	146	227
TD	0	1	2
YPRR	1.08	1.35	1.22

2015 ATTEMPTS VS. DEFENSIVE PACKAGES  
Base 17% | Nickel 82% | Dime 1% | <4 DB 0% | >6 DB 0%

**17 LATAVIUS MURRAY** OAK \$20 AGE 26 BYE 10 2014 2015 PROJ

Few running backs were more heavily used than Murray last season, and he finished the year as fantasy's No. 10 back. He also tied for third in missed tackles forced with 56, and had 12 carries of 15-plus yards for 320 total yards. Murray was used heavily as a receiver with 276 routes run, but he posted a disappointing 0.84 yards per route run, which was fourth fewest in the league. On the surface, it would seem that Murray has strong fantasy appeal. He's a rare every-down player who has a jaw dropping size/speed profile. Yet, rumblings all offseason suggest the Raiders aren't entirely sold on Murray. This was somewhat confirmed with the draft day selection of DeAndre Washington. We expect Washington to eat into Murray's touches and wouldn't want to trust him as anything more than a mid-range RB2.

TM	OAK	OAK	OAK
G	11	16	16
RUSHING			
ATT	82	266	204
YDS	424	1066	850
TD	2	6	6
YPA	5.2	4.0	4.2
MT	7	56	37
Yco/AT	1.96	2.34	2.25
RECEIVING			
TAR	22	49	41
REC	17	41	34
YDS	143	232	243
TD	0	0	2
YPRR	1.08	0.84	0.96

2015 ATTEMPTS VS. DEFENSIVE PACKAGES  
Base 52% | Nickel 36% | Dime 6% | <4 DB 1% | >6 DB 0%

**18 JONATHAN C. STEWART** CAR \$19 AGE 29 BYE 7 2014 2015 PROJ

With DeAngelo Williams out of the mix, Stewart was finally in the lead role for the Panthers last season. He responded by posting RB1 numbers over the first 14 weeks of the season before missing the last three games of the regular season with a foot injury. Despite the missed time, he tied for third among running backs in forced missed tackles with 56. With the Panthers extremely thin at running back, Stewart saw heavy volume. Excluding the three weeks he didn't play, only Adrian Peterson had more carries than Stewart's 242. With no major upgrades behind him, Stewart should continue to see the lion's share of carries in the Panthers' run-heavy offense. Last season, only the Bills ran a higher percentage of run plays. Stewart enters his age-29 season, but still has some fantasy tread left on his tires.

TM	CAR	CAR	CAR
G	13	13	16
RUSHING			
ATT	175	242	257
YDS	800	989	1082
TD	3	6	6
YPA	4.6	4.1	4.2
MT	56	56	68
Yco/AT	2.60	2.49	2.54
RECEIVING			
TAR	30	18	24
REC	25	16	20
YDS	181	99	150
TD	1	1	1
YPRR	0.82	0.50	0.66

2015 ATTEMPTS VS. DEFENSIVE PACKAGES  
Base 63% | Nickel 32% | Dime 1% | <4 DB 1% | >6 DB 0%

**19 JAY AJAYI** MIA \$18 AGE 23 BYE 8 2014 2015 PROJ

Ajayi finds himself as the best player by default in the Dolphins backfield. Following Lamar Miller's departure for Houston, many pundits expected the Dolphins to address their running back position either with a veteran (like Arian Foster) or via the draft. At this point, neither has transpired. Yes, Miami did select Kenyan Drake in the third round, but he's more of a complimentary player than a direct threat to Ajayi. Reports out of Miami suggest Ajayi has seized the lead back role, receiving praise from new Dolphins head coach Adam Gase. We didn't see much of Ajayi last year, but this is a guy who scored 32 touchdowns in his final season at Boise State. He's certainly a wild card, but Ajayi is a player who could offer a big return on investment, especially for those going Zero-RB.

TM	-	MIA	MIA
G	-	9	16
RUSHING			
ATT	-	49	243
YDS	-	187	976
TD	-	1	7
YPA	-	3.8	4.0
MT	-	14	68
Yco/AT	-	3.35	3.35
RECEIVING			
TAR	-	11	43
REC	-	7	27
YDS	-	90	265
TD	-	0	2
YPRR	-	1.17	1.17

2015 ATTEMPTS VS. DEFENSIVE PACKAGES  
Base 53% | Nickel 41% | Dime 6% | <4 DB 0% | >6 DB 0%

**20 DION LEWIS** NE \$18 AGE 25 BYE 9 2014 2015 PROJ

Entering last season, the fantasy jury was out on what to expect from the crowded Patriots backfield. Lewis quickly made it clear that he was the most talented of the bunch, flashing impressive ability both as a receiver and a runner. He was outrageously elusive, causing 43 missed tackles on just 85 touches, and only Le'Veon Bell averaged more yards after contact. Lewis was also one of just seven running backs to top 2.00 yards per route run. Over the first five weeks of the season, Lewis was a top 10 fantasy back in both standard and PPR formats. Unfortunately, his season ended in Week 9 when he sustained a torn ACL. All reports on his rehab have been positive, and we see no reason why Lewis doesn't slot right back in as a key part of the Patriots offense in 2016.

TM	-	NE	NE
G	-	7	16
RUSHING			
ATT	-	49	115
YDS	-	234	494
TD	-	2	3
YPA	-	4.8	4.3
MT	-	43	83
Yco/AT	-	3.27	3.27
RECEIVING			
TAR	-	46	64
REC	-	36	49
YDS	-	388	651
TD	-	2	4
YPRR	-	2.01	2.01

2015 ATTEMPTS VS. DEFENSIVE PACKAGES  
Base 18% | Nickel 59% | Dime 22% | <4 DB 0% | >6 DB 0%

**21 JEREMY HILL** CIN \$16 AGE 23 BYE 9 2014 2015 PROJ

At this time last year, Hill was coming off a breakout rookie campaign where he scored the fifth most fantasy points over the final nine weeks of the season. Fantasy drafters expected similar results in 2015, as his ADP settled out at 1.09. Well, Hill did manage to finish 13th in fantasy scoring, but his year was anything but consistent. He posted seven top 12 fantasy weeks, but failed to tally a single 100-yard rushing day. Only Jeremy Langford and Alfred Blue had runs of 15-plus yards less frequently than Hill did last season. His limited big-play upside is a concern, as is his touchdown-dependent fantasy scoring. We anticipate his 12 touchdown total to regress this season, and aren't comfortable with Hill as anything more than a back-end RB2.

TM	CIN	CIN	CIN
G	16	16	16
RUSHING			
ATT	222	223	229
YDS	1124	794	916
TD	9	11	7
YPA	5.1	3.6	4.0
MT	36	28	32
Yco/AT	2.80	2	2.40
RECEIVING			
TAR	31	19	19
REC	27	15	15
YDS	215	79	133
TD	0	1	1
YPRR	1.22	0.53	0.88

2015 ATTEMPTS VS. DEFENSIVE PACKAGES  
Base 66% | Nickel 27% | Dime 0% | <4 DB 1% | >6 DB 0%

**22 MATTHEW JONES** WAS \$15 AGE 23 BYE 9 2014 2015 PROJ

Like Jay Ajayi in Miami, Jones is essentially the best of what's left in the Redskins' backfield with Alfred Morris now in Dallas. Despite flashing in his rookie season, Jones was generally ineffective. He averaged a dreadful 3.4 yards per carry, and had just three runs of 15-or-more yards, which was among the league's lowest totals last season. He also had five fumbles on 163 touches. However, the Redskins' depth chart would suggest a big role for Jones. The only threat for early-down touches might come from rookie Keith Marshall, who was injured for much of his college career at Georgia but ran a sub-4.4 40 at his pro day. The potential for a heavy workload along with Jones' prototype size in Washington's upgraded offense is enough to warrant a RB2 consideration for Jones.

TM	-	WAS	WAS
G	-	13	16
RUSHING			
ATT	-	144	219
YDS	-	490	905
TD	-	3	6
YPA	-	3.4	4.1
MT	-	27	41
Yco/AT	-	2.17	2.17
RECEIVING			
TAR	-	23	33
REC	-	19	27
YDS	-	304	259
TD	-	1	1
YPRR	-	2.38	2.38

2015 ATTEMPTS VS. DEFENSIVE PACKAGES  
Base 40% | Nickel 55% | Dime 1% | <4 DB 1% | >6 DB 0%



BRIAN A. WESTERHOLT/GETTY IMAGES



**23 C.J. ANDERSON** DEN \$15 AGE 25 BYE 11 2014 2015 PROJ

Last year, Anderson was drafted as the sixth running back off the board with an ADP of 1.08. He finished 28th in fantasy scoring. That's not a good return on investment. So what went wrong? For starters, the Broncos had to run a hybrid version of Gary Kubiak's offense with Peyton Manning under center. In the 10 games Manning started, Anderson was 41st in fantasy points. In the five games he played with Brock Osweiler, Anderson ranked 10th in fantasy scoring. He also tied for fifth in the league with 2.9 yards after contact per attempt. The expectation is that Anderson remains the lead back, but there is certainly some concern that rookie Devontae Booker eats into his touches. If Anderson manages to hold onto the job, he's worth a look as an RB2 option.

TM	DEN	DEN	DEN
G	15	15	16
RUSHING			
ATT	179	152	161
YDS	849	720	706
TD	8	5	5
YPA	4.7	4.7	4.4
MT	59	31	44
Yco/AT	2.54	2.88	2.70
RECEIVING			
TAR	41	31	37
REC	34	25	29
YDS	325	183	233
TD	2	0	1
YPRR	1.48	0.75	1.12

2015 ATTEMPTS VS. DEFENSIVE PACKAGES  
Base 36% | Nickel 56% | Dime 3% | <4 DB 3% | >6 DB 1%

**24 FRANK GORE** IND \$14 AGE 33 BYE 10 2014 2015 PROJ

An oldie but goodie, Gore finished 2015 as fantasy's No. 11 running back. It should be noted that part of the finish was due to his staying on the field for all 16 games. On a point per opportunity basis, Gore ranked 53rd among all running backs. He also wasn't particularly effective as a receiver, finishing as one of just 10 running backs to not top 1.00 yards per route run. However, he's still the lead back in a potentially potent offense with Andrew Luck back under center. The bad news is that Father Time catches up with all of us. Gore is entering his age-33 season, and there hasn't been a 1,000-yard rusher at that age since 1984. Still, Gore has some juice left, and has little competition for touches. He's a low-ceiling back-end RB2.

TM	SF	IND	IND
G	16	16	16
RUSHING			
ATT	255	260	203
YDS	1103	967	818
TD	4	6	6
YPA	4.3	3.7	4.0
MT	35	51	35
Yco/AT	2.29	2.25	2.27
RECEIVING			
TAR	15	52	39
REC	11	34	25
YDS	111	267	268
TD	1	1	2
YPRR	0.51	0.92	0.72

2015 ATTEMPTS VS. DEFENSIVE PACKAGES  
Base 48% | Nickel 46% | Dime 2% | <4 DB 4% | >6 DB 0%

**25 DEMARCO MURRAY** TEN \$14 AGE 28 BYE 12 2014 2015 PROJ

Now a full season removed from his 1,800-yard 2014 campaign, Murray was traded to the Titans in the offseason following an ugly stint in Philly where he averaged just 3.6 yards per carry. Initially, it looked as though he'd be in line for a heavy workload, but that all changed after the Titans selected Derrick Henry in the second round of April's draft. The expectation remains that Murray will be the lead back, but Henry will certainly get his touches in this committee situation. The good news is that the Titans plan to lean heavily on the run in Mike Mularkey's self-nicknamed "exotic smashmouth" offense. That means Murray will get his share of touches, but it's going to be tough for him to see enough volume to justify picking him as anything more than a borderline RB2.

TM	DAL	PHI	TEN
G	16	15	16
RUSHING			
ATT	393	193	184
YDS	1845	702	762
TD	13	6	5
YPA	4.7	3.6	4.1
MT	85	42	39
Yco/AT	2.54	2	2.36
RECEIVING			
TAR	62	53	34
REC	57	44	28
YDS	416	322	252
TD	0	1	2
YPRR	1.54	1.33	1.44

2015 ATTEMPTS VS. DEFENSIVE PACKAGES  
Base 22% | Nickel 77% | Dime 1% | <4 DB 0% | >6 DB 0%

**28 T.J. YELDON** JAX \$13 AGE 22 BYE 5 2014 2015 PROJ

The Jaguars leaned heavily on Yeldon in his rookie season, giving the former Alabama running back 218 touches over his first 12 games before a knee injury sidelined him through the end of the season. In the process, Yeldon ranked eighth in forced missed tackles per touch, with one caused on 21.2 percent of his touches. But he was also one of just 10 running backs to not top 1.00 yards per route run as a receiver. No back was asked to pass block more than Yeldon, with 103 snaps as a pass blocker. In the offseason, Jacksonville added veteran Chris Ivory, who is coming off a 1,000-yard campaign. Ivory's presence means Yeldon will see limited early-down work at best, but he still figures to handle the bulk of third downs and remains an option in PPR leagues.

TM	-	JAX	JAX
G	-	12	16
RUSHING			
ATT	-	182	173
YDS	-	740	732
TD	-	2	5
YPA	-	4.1	4.2
MT	-	46	44
Yco/AT	-	2.32	2.32
RECEIVING			
TAR	-	43	46
REC	-	36	37
YDS	-	279	325
TD	-	1	2
YPRR	-	0.97	0.97

2015 ATTEMPTS VS. DEFENSIVE PACKAGES  
Base 62% | Nickel 35% | Dime 1% | <4 DB 2% | >6 DB 0%

**26 MELVIN GORDON** SD \$14 AGE 23 BYE 11 2014 2015 PROJ

Expectations were high for the former Wisconsin Badger last season, but Gordon floundered, managing just 3.6 yards per carry and ranking just 46th in fantasy scoring before being put on I.R. with a knee injury after Week 16. To be fair, Gordon forced the seventh-most missed tackles on a per touch basis and had to run behind the league's second-worst run blocking offensive line. Gordon still possesses significant upside, but there is more cause for concern after he underwent microfracture surgery back in January. Once the kiss of death, we have seen players successfully return after this procedure. Reports on Gordon's status are positive, and we could also see the Chargers use a fullback this season to help spring Gordon. We expect improvement from Gordon, but still view him as an upside borderline RB2.

TM	-	SD	SD
G	-	14	16
RUSHING			
ATT	-	184	236
YDS	-	641	942
TD	-	0	6
YPA	-	3.5	4.0
MT	-	46	56
Yco/AT	-	2.22	2.22
RECEIVING			
TAR	-	34	34
REC	-	33	29
YDS	-	192	216
TD	-	0	2
YPRR	-	1.22	1.22

2015 ATTEMPTS VS. DEFENSIVE PACKAGES  
Base 30% | Nickel 64% | Dime 5% | <4 DB 1% | >6 DB 0%

**29 JEREMY LANGFORD** CHI \$13 AGE 24 BYE 9 2014 2015 PROJ

Buyer beware. Popular narratives of Langford's 2015 performance suggest that he was a solid replacement for Matt Forte and that he'll simply step into Forte's role in the Bears' offense. We wouldn't be so sure of that happening. Langford managed just 10 missed tackles on 170 touches and only had a run of 15-plus yards on 7.3 percent of his carries, which was the lowest in the league. He also dropped a position-high eight passes, and was among the league's worst pass blocking backs, allowing nine QB pressures on 43 pass blocking snaps. Chicago's fifth round selection of Jordan Howard, Ka'Deem Cary's late-season goal line work, and talk of a "hot hand" approach at running back are further cause for concern. Langford has upside, but his risk may just outweigh his reward.

TM	-	CHI	CHI
G	-	15	16
RUSHING			
ATT	-	148	184
YDS	-	537	768
TD	-	6	5
YPA	-	3.6	4.2
MT	-	10	12
Yco/AT	-	1.76	1.76
RECEIVING			
TAR	-	40	50
REC	-	22	28
YDS	-	279	248
TD	-	1	2
YPRR	-	1.68	1.68

2015 ATTEMPTS VS. DEFENSIVE PACKAGES  
Base 35% | Nickel 60% | Dime 1% | <4 DB 3% | >6 DB 0%

**27 DUKE JOHNSON** CLV \$13 AGE 22 BYE 12 2014 2015 PROJ

Though he's often labeled as a passing-down back, many would be surprised to find out that Johnson is actually the all-time leading rusher at the University of Miami. Not too shabby. Neither was Johnson's elusiveness last season. He forced a missed tackle on 26.6 percent of his touches. Only Marshawn Lynch and Carlos Hyde were more elusive. He was also heavily involved as a receiver, ranking fourth in pass routes run (341). Unfortunately, Cleveland's lackluster offense hinders his productivity, and Johnson tied for 81st in fantasy points per opportunity in standard scoring leagues. But there's a new regime in town, and reports suggest head coach Hue Jackson views Johnson as a three-down back. Johnson could be in store for an increased workload. He's one of our favorite backs to breakout in 2016.

TM	-	CLV	CLV
G	-	16	16
RUSHING			
ATT	-	104	138
YDS	-	379	563
TD	-	0	4
YPA	-	3.6	4.1
MT	-	43	50
Yco/AT	-	2.34	2.34
RECEIVING			
TAR	-	70	64
REC	-	61	54
YDS	-	534	525
TD	-	2	3
YPRR	-	1.57	1.57

2015 ATTEMPTS VS. DEFENSIVE PACKAGES  
Base 63% | Nickel 34% | Dime 1% | <4 DB 1% | >6 DB 0%

**30 DANNY WOODHEAD** SD \$13 AGE 31 BYE 11 2014 2015 PROJ

The era of passing down backs only being relevant in PPR formats is in the past. Despite only logging 98 carries, Woodhead finished as fantasy's No. 11 running back in standard scoring leagues last year (he was third in PPR scoring). Essentially a receiver, no running back ran more passing routes than Woodhead (397). He also led the position in targets (96), and led the Chargers in receptions, receiving yards, and receiving touchdowns. Of course, a variety of factors contributed to this outcome, including Keenan Allen landing on I.R. and the Chargers' terrible run blocking. It should also be noted that Woodhead is entering his age-31 season. A repeat top 12 performance isn't likely for Woodhead, but he'll remain involved enough in the offense to retain fantasy value, especially in PPR leagues.

TM	SD	SD	SD
G	3	16	16
RUSHING			
ATT	15	98	101
YDS	38	336	402
TD	0	3	3
YPA	2.5	3.4	4.0
MT	3	21	20
Yco/AT	1.80	1.41	1.46
RECEIVING			
TAR	6	96	79
REC	5	80	65
YDS	34	755	652
TD	0	6	4
YPRR	0.89	1.90	1.40

2015 ATTEMPTS VS. DEFENSIVE PACKAGES  
Base 16% | Nickel 73% | Dime 8% | <4 DB 0% | >6 DB 0%

CHRISTIAN PETERSON/GETTY IMAGES

**31 GIOVANI BERNARD CIN \$11 AGE 24 BYE 9 2014 2015 PROJ**

The clear passing down back in Cincinnati, Bernard's fantasy potential is somewhat limited. That being said, he did finish as fantasy's No. 21 back last season (17th in PPR). Still, he saw double-digit carries just seven times, and that workload isn't likely to change this season with Jeremy Hill still cemented as the early-down guy. As a receiver, Bernard's 65 targets ranked seventh in the league, and only two running backs with greater than 50 targets averaged more than Bernard's 9.6 yards per reception. He also finished fifth among backs in yards per route run (1.78). As a committee back, we know what we're going to get with Bernard. Barring an injury to Hill, Bernard is a high-end RB3 in standard scoring leagues who gets a nice boost as an RB2 in PPR.

TM	CIN	CIN	CIN
G	13	16	16
RUSHING			
ATT	168	154	132
YDS	680	730	578
TD	5	2	4
YPA	4.0	4.7	4.4
MT	34	42	32
Yco/AT	2.51	2.45	2.48
RECEIVING			
TAR	55	65	53
REC	43	49	40
YDS	349	472	396
TD	2	0	3
YPRR	1.59	1.78	1.69

**2015 ATTEMPTS VS. DEFENSIVE PACKAGES**  
 Base 47% | Nickel 44% | Dime 6% | <4 DB 4% | >6 DB 0%

**32 AMEER ABDULLAH DET \$11 AGE 23 BYE 10 2014 2015 PROJ**

Last year's shot heard around the NFL world was Abdullah's 45-yard scamper against the Jets in the first week of the preseason. The Internet was a buzz, and many anointed Abdullah fantasy's next-big-thing. Well, those lofty expectations weren't met, as the Lions offense floundered over the first half of the season. After eight weeks of play, Abdullah ranked just 47th in fantasy points. While things didn't get much better after Detroit moved on from Joe Lombardi, Abdullah's play did improve and he moved up to 38th in scoring over the last eight games. Still, his forced missed tackle rate of just 11.3 percent is concerning. The Lions signed Stevan Ridley this offseason, but we don't view him as a threat to supplant Abdullah atop the depth chart. Abdullah's upside makes him an appealing post-hype sleeper.

TM	-	DET	DET
G	-	16	16
RUSHING			
ATT	-	143	155
YDS	-	597	682
TD	-	2	5
YPA	-	4.2	4.4
MT	-	19	21
Yco/AT	-	1.97	1.97
RECEIVING			
TAR	-	35	44
REC	-	25	31
YDS	-	183	259
TD	-	1	2
YPRR	-	1.08	1.08

**2015 ATTEMPTS VS. DEFENSIVE PACKAGES**  
 Base 41% | Nickel 59% | Dime 0% | <4 DB 0% | >6 DB 0%

**33 CHARLES SIMS TB \$9 AGE 25 BYE 6 2014 2015 PROJ**

Despite playing a complimentary role to Doug Martin, Sims managed to finish tied for 21st in standard scoring and 16th in PPR scoring last season. Like Giovanni Bernard, he didn't do much damage on the ground, with just 106 carries and only three games with double-digit carries. However, only six running backs saw more targets, and Sims' 2.23 yards per route run ranked third among running backs. He was also one of the most elusive backs in the league, forcing a missed tackle on 23.4 percent of his touches last season. Only two running backs forced a missed tackle more frequently. With Martin entrenched as the early-down back, Sims' fantasy upside is capped in standard scoring. However, he'll continue to be heavily targeted and makes for a solid RB2 in PPR leagues.

TM	TB	TB	TB
G	8	16	16
RUSHING			
ATT	66	106	85
YDS	185	533	380
TD	1	0	3
YPA	2.8	5.0	4.5
MT	10	37	25
Yco/AT	1.36	2.77	2.23
RECEIVING			
TAR	24	65	59
REC	19	52	46
YDS	190	557	564
TD	0	4	3
YPRR	1.64	2.23	1.94

**2015 ATTEMPTS VS. DEFENSIVE PACKAGES**  
 Base 35% | Nickel 61% | Dime 1% | <4 DB 3% | >6 DB 0%

**34 RASHAD JENNINGS NYG \$7 AGE 31 BYE 8 2014 2015 PROJ**

Entering his age-31 season, Jennings is coming off a 2015 campaign where he quietly finished top 20 in fantasy scoring. He did so by playing 16 games for the first time as a pro and racking up a career-high 195 rushing attempts. That's still just 48 percent of the Giants' total rushing attempts. Still, talk out of New York is that Jennings remains in the driver's seat for lead back duties. The Giants did draft Paul Perkins out of UCLA in the fifth round, but he profiles more as a complimentary player who has a lot of similarities to Shane Vereen. Health is always a concern with Jennings, as is his share of the workload. While he's likely to top the depth chart, we don't envision a scenario where Jennings is better than a back-end RB2.

TM	NYG	NYG	NYG
G	11	16	16
RUSHING			
ATT	167	195	184
YDS	639	863	827
TD	4	3	6
YPA	3.8	4.4	4.5
MT	26	29	27
Yco/AT	2.25	2.79	2.54
RECEIVING			
TAR	37	32	29
REC	30	29	26
YDS	226	296	224
TD	0	1	1
YPRR	1.31	1.78	1.55

**2015 ATTEMPTS VS. DEFENSIVE PACKAGES**  
 Base 35% | Nickel 62% | Dime 2% | <4 DB 2% | >6 DB 0%

**35 LEGARRETTE BLOUNT NE \$7 AGE 29 BYE 9 2014 2015 PROJ**

Blount figured to be the thunder to Dion Lewis' lightning in the Patriots backfield entering last season. Interestingly, Lewis got plenty of work in early-down situations, out-carrying Blount 113-to-98 over the first nine weeks of the season. Blount still ranked 17th in fantasy scoring over that span, thanks in part to his three-touchdown outburst against the Jags in Week 3. Like Lewis, Blount's season was cut short due to an injury, but reports suggest he's fully healthy. With the Patriots not addressing running back in the draft, Blount figures to resume his role as the big back in this offense. The dilemma for fantasy purposes is that we often never know when Bill Belichick will game plan for a heavy Blount workload. That uncertainty plus Lewis's presence makes Blount a very volatile RB3.

TM	NE	NE	NE
G	16	12	16
RUSHING			
ATT	125	165	211
YDS	547	703	874
TD	5	6	6
YPA	4.4	4.3	4.1
MT	12	35	33
Yco/AT	3.37	2.44	2.84
RECEIVING			
TAR	12	6	5
REC	10	6	5
YDS	54	43	31
TD	0	1	0
YPRR	1.20	0.50	0.85

**2015 ATTEMPTS VS. DEFENSIVE PACKAGES**  
 Base 53% | Nickel 32% | Dime 10% | <4 DB 5% | >6 DB 0%



**36 ISAIAH CROWELL CLV \$6 AGE 23 BYE 12 2014 2015 PROJ**

Things are looking up for the Browns now that Hue Jackson is in at head coach and the front office has adopted a metrics-based approach to personnel. Jackson's offense in Cincinnati was one of the most run-heavy in the league last year, calling a run play 45.8 percent of the time. Last season, Crowell saw 59.7 percent of the Browns' running back carries, and we anticipate him seeing a similar share of the workload this season. Of course, Duke Johnson is likely to dominate the passing downs, which limits Crowell's fantasy potential. That said, Jackson's offenses consistently rank among the league's highest in rushing attempts, so there will be opportunities for Crowell to produce. However, given the choice, we'd much rather draft Johnson this season, and view Crowell as an RB3 with a somewhat limited ceiling.

TM	CLV	CLV	CLV
G	15	16	16
RUSHING			
ATT	148	185	183
YDS	607	706	755
TD	8	4	5
YPA	4.1	3.8	4.1
MT	10	26	20
Yco/AT	1.87	2.3	2.11
RECEIVING			
TAR	14	21	15
REC	9	19	13
YDS	87	182	85
TD	0	1	0
YPRR	0.56	0.93	0.75

**2015 ATTEMPTS VS. DEFENSIVE PACKAGES**  
 Base 65% | Nickel 33% | Dime 0% | <4 DB 2% | >6 DB 0%

**37 CHRIS IVORY JAX \$6 AGE 28 BYE 5 2014 2015 PROJ**

Just seven running backs topped 1,000 yards rushing last season, and Ivory was one of them with 1,070 yards in 15 games played. Not surprisingly, his productivity led to a seventh-place fantasy finish in standard scoring leagues. Ivory tied for third in missed tackles forced with 56, and was one of only five running backs to have more than 40 percent of his yards come on runs of 15-plus yards. He also set a career-high with 30 catches. Ivory signed with Jacksonville this offseason, which is unfortunate for the fantasy momentum he had coming into this year. With T.J. Yeldon essentially locked in as the passing down back and likely to get some early-down work, Ivory's touches will almost certainly decline this season. We still like Ivory as a player, but his fantasy value is capped in the RB3-range in this committee situation.

TM	NYJ	NYJ	JAX
G	16	15	16
RUSHING			
ATT	198	247	144
YDS	820	1070	622
TD	6	7	4
YPA	4.1	4.3	4.3
MT	56	56	37
Yco/AT	2.46	2.61	2.54
RECEIVING			
TAR	24	34	20
REC	18	30	18
YDS	123	217	146
TD	1	1	1
YPRR	0.83	1.15	0.99

**2015 ATTEMPTS VS. DEFENSIVE PACKAGES**  
 Base 48% | Nickel 45% | Dime 4% | <4 DB 4% | >6 DB 0%

AL BELLO/GETTY IMAGES

**38 JUSTIN FORSETT** BLT \$6 AGE 30 BYE 8 2014 2015 PROJ

Following a surprise 2014 campaign where Forsett finished as fantasy's No. 8 running back, his ADP settled out in the tail end of the second round as the 11th running back taken in 2015 drafts. He landed on injured reserve after breaking his arm in Week 11, ranking 18th in fantasy scoring up to that point. However, on a per opportunity basis, Forsett was 67th with a PPO of just 0.24. There was anticipation that Forsett would be heavily involved in the passing game in Marc Trestman's fantasy-friendly offense, but that didn't come to fruition. Forsett was very ineffective as a receiver, managing just 0.70 yards per route run. Only Ronnie Hillman was worse. Entering his age-31 season, and with rookie Kenneth Dixon breathing down his neck, Forsett is in a very precarious position. We'd rather take a late-round shot on Dixon.

TM	BLT	BLT	BLT
G	16	10	16
RUSHING			
ATT	234	151	204
YDS	1270	641	877
TD	8	2	6
YPA	5.4	4.2	4.3
MT	42	30	37
Yco/AT	2.32	2.2	2.27
RECEIVING			
TAR	56	35	34
REC	44	31	29
YDS	263	153	171
TD	0	0	1
YPRR	0.87	0.70	0.79

2015 ATTEMPTS VS. DEFENSIVE PACKAGES  
Base 58% | Nickel 39% | Dime 2% | <4 DB 1% | >6 DB 0%

**39 THEO RIDDICK** DET \$3 AGE 25 BYE 10 2014 2015 PROJ

One of the many fantasy-viable passing-down backs, Riddick led all running backs in yards per route run (2.30). He was also heavily targeted. Only Danny Woodhead saw more targets than Riddick's 94. However, he saw less than half of Woodhead's workload in the run game with just 43 carries. This lack of volume limited Riddick's fantasy value in standard scoring, as he finished tied for 38th among running backs. That's significantly lower than his 18th-place finish in PPR. With Ameer Abdullah, Zach Zenner, and Stevan Ridley all in the mix for early-down work, Riddick's role isn't likely to change this season. Those in standard leagues will want to look elsewhere, but Riddick gets a significant boost in PPR formats as one of the most frequently targeted backs in the league. He can be drafted with confidence as an RB2 in PPR.

TM	DET	DET	DET
G	13	16	16
RUSHING			
ATT	20	43	53
YDS	51	133	214
TD	0	0	2
YPA	2.6	3.1	4.1
MT	16	38	36
Yco/AT	2.30	1.81	1.97
RECEIVING			
TAR	46	94	76
REC	34	80	65
YDS	316	697	681
TD	4	3	4
YPRR	2.45	2.30	2.38

2015 ATTEMPTS VS. DEFENSIVE PACKAGES  
Base 14% | Nickel 77% | Dime 9% | <4 DB 0% | >6 DB 0%

**40 SHANE VEREEN** NYG \$0 AGE 27 BYE 8 2014 2015 PROJ

Like Theo Riddick, Vereen is a receiving back who wasn't much of a factor as a runner last season. He saw just 61 carries, but ranked fourth in targets among running backs with 74. He's also a great pass blocker, who allowed just one QB pressure on 35 snaps. This role in the Giants' offense translated to a 39th-place finish in standard fantasy scoring with a boost up to 26th among running backs in PPR. At this point, Vereen is the favorite for third-down work in New York, but the Giants did draft Paul Perkins in the fifth round. Perkins comes from a spread offense, and has a similar skill set to Vereen. While it's unlikely the rookie surpasses Vereen, it's still something to monitor in the preseason. For now, Vereen is a borderline RB3 who gets an upgrade in PPR.

TM	NE	NYG	NYG
G	16	16	16
RUSHING			
ATT	96	61	58
YDS	391	260	255
TD	2	0	2
YPA	4.1	4.3	4.4
MT	23	16	15
Yco/AT	1.83	2.23	1.99
RECEIVING			
TAR	72	74	58
REC	53	59	45
YDS	447	495	384
TD	3	4	3
YPRR	1.17	1.63	1.40

2015 ATTEMPTS VS. DEFENSIVE PACKAGES  
Base 0% | Nickel 79% | Dime 20% | <4 DB 0% | >6 DB 2%



ERIC GAV/AP PHOTO

**41 JORDAN HOWARD** CHI \$0 AGE 21 BYE 9 2014 2015 PROJ

Howard is a very intriguing player for fantasy purposes. He's a bigger back at 6-0, 230 lbs., but he showed decent speed with a 4.59 40 time at his pro day. Howard ranked fourth among draft-eligible running backs in overall grade, and led the class with 3.7 yards after contact per attempt. He racked up 1,213 yards (6.2 per carry) and nine touchdowns on the ground to go along with 11 catches for 106 yards and one score despite injuries causing him to miss four games in 2015. He enters the NFL with a three-down skillset and lands on a Bears depth chart led by the lackluster Jeremy Langford. We're not sold that Langford wins this job, and would recommend taking a shot on Howard in the later rounds of fantasy drafts.

TM	-	-	CHI
G	-	-	16
RUSHING			
ATT	-	-	149
YDS	-	-	648
TD	-	-	4
YPA	-	-	4.4
MT	-	-	30
Yco/AT	-	-	1.48
RECEIVING			
TAR	-	-	10
REC	-	-	8
YDS	-	-	69
TD	-	-	0
YPRR	-	-	0.27

2015 ATTEMPTS VS. DEFENSIVE PACKAGES  
Base - | Nickel - | Dime - | <4 DB - | >6 DB -

**42 KARLOS WILLIAMS** BUF \$0 AGE 23 BYE 10 2014 2015 PROJ

Williams finished 31st in fantasy scoring last season despite touching the ball just 104 times. On a per opportunity basis, only Spencer Ware scored more fantasy points than Williams. He also averaged 2.9 yards after contact per attempt, which was among the league leaders, while racking up 5.6 yards per carry. Despite his productivity, Williams is buried behind LeSean McCoy, and will only play a complimentary role as long as McCoy remains healthy. There's also plenty of competition on the Buffalo depth chart with Mike Gillislee flashing ability at the end of the season and potential three-down rookie Jonathan Williams out of Arkansas. However, we still view the former Williams as the true handcuff to McCoy. If injury strikes, as it did last season, Williams' fantasy value would skyrocket into the borderline RB1 range.

TM	-	BUF	BUF
G	-	11	16
RUSHING			
ATT	-	93	91
YDS	-	517	419
TD	-	7	3
YPA	-	5.6	4.6
MT	-	20	21
Yco/AT	-	2.94	2.94
RECEIVING			
TAR	-	12	17
REC	-	11	15
YDS	-	96	98
TD	-	2	1
YPRR	-	1.07	1.07

2015 ATTEMPTS VS. DEFENSIVE PACKAGES  
Base 63% | Nickel 29% | Dime 3% | <4 DB 4% | >6 DB 0%

**43 DERRICK HENRY** TEN \$0 AGE 22 BYE 12 2014 2015 PROJ

An extremely productive college player, the reigning Heisman winner lands in an interesting spot on a Titans team that has a renewed commitment to running the ball. Henry checks in at a massive 6-3, 247 pounds, yet still managed to run 4.54 in the combine 40-yard dash. This rare combination of size and speed helped him lead all draft-eligible RBs with 28 runs of 15-plus yards, but it should be noted that he did rack up 396 carries. The major concern with Henry is his one-dimensional running style. He displayed a lack of lateral agility with a position-low 7.2-second three-cone drill at the combine. He also struggled in pass protection and had just 15 catches over the last two seasons. In the short term, Henry projects to split early-down work with DeMarco Murray, and doesn't offer more than a back-end RB3.

TM	-	-	TEN
G	-	-	16
RUSHING			
ATT	-	-	155
YDS	-	-	630
TD	-	-	4
YPA	-	-	4.1
MT	-	-	31
Yco/AT	-	-	1.44
RECEIVING			
TAR	-	-	5
REC	-	-	4
YDS	-	-	36
TD	-	-	0
YPRR	-	-	0.14

2015 ATTEMPTS VS. DEFENSIVE PACKAGES  
Base - | Nickel - | Dime - | <4 DB - | >6 DB -

**44 JERICK MCKINNON** MIN \$0 AGE 24 BYE 6 2014 2015 PROJ

One of the most productive fantasy scorers per opportunity last season, McKinnon is in the unfortunate position of having to back up a future hall of famer in Adrian Peterson. He saw just 52 carries in 2015, but averaged a robust 5.2 yards per carry and scored twice. McKinnon was also very effective as a receiver. On a per route basis, he posted the second-highest yards per route run (2.25). With Peterson not particularly strong as a receiver, McKinnon is likely to continue to see his share of work in passing situations. However, Peterson will get the lion's share of early-down touches, which severely limits McKinnon. The Vikings anticipate getting McKinnon more involved this year, but his true value as a fantasy asset is as a handcuff to Peterson.

TM	MIN	MIN	MIN
G	11	16	16
RUSHING			
ATT	113	52	89
YDS	538	271	415
TD	0	2	3
YPA	4.8	5.2	4.7
MT	23	16	22
Yco/AT	2.62	2.35	2.53
RECEIVING			
TAR	37	24	35
REC	27	21	30
YDS	135	173	290
TD	0	1	2
YPRR	0.88	2.25	1.57

2015 ATTEMPTS VS. DEFENSIVE PACKAGES  
Base 59% | Nickel 31% | Dime 4% | <4 DB 6% | >6 DB 0%

**45 C.J. PROSISE** SEA \$0 AGE 22 BYE 5 2014 2015 PROJ

In the post-Marshawn Lynch era, the Seahawks took immediate steps to address the running back position with the third-round selection of Prosisie. Despite only playing one season at running back, Prosisie managed big numbers in 2015 with 1,340 total yards and 12 scores on 182 touches. At the combine, he torched a 4.46 40-yard dash, and he used this speed to force a missed tackle once every 2.5 carries. Like many young backs, he struggled in pass protection (he ranked 32-of-55 draft-eligible backs), and also had ball security issues with five fumbles in 2015. He's still raw, but Prosisie is a very intriguing fantasy prospect, especially given the present state of the Seahawks' depth chart with Thomas Rawls still recovering from the broken ankle that ended his 2015 season. Prosisie is worth a late-round flier.

TM	-	-	SEA
G	-	-	16
RUSHING			
ATT	-	-	75
YDS	-	-	298
TD	-	-	2
YPA	-	-	4.0
MT	-	-	15
Yco/AT	-	-	0.68
RECEIVING			
TAR	-	-	31
REC	-	-	25
YDS	-	-	184
TD	-	-	2
YPRR	-	-	0.73

2015 ATTEMPTS VS. DEFENSIVE PACKAGES  
Base - | Nickel - | Dime - | <4 DB - | >6 DB -

**46** **BILAL POWELL** NYJ \$0 AGE 27 BYE 11 2014 2015 PROJ

A strong receiver, Powell saw the ninth-most targets (60) among running backs despite missing five games. His work as a receiver was especially effective down the stretch. Between Weeks 11 and 16, Powell was 10th in fantasy scoring in standard leagues and tied for fourth in PPR formats. The Jets brought in veteran Matt Forte in the offseason, which could eat into some of Powell's targets. However, we don't envision his role drastically decreasing with Forte in the twilight of his career on the wrong side of 30. With his role, it will be tough for Powell to produce much fantasy value in standard leagues, but he remains a viable RB3 in PPR formats.

TM	NYJ	NYJ	NYJ
G	15	11	16
RUSHING			
ATT	33	70	85
YDS	141	313	365
TD	1	1	3
YPA	4.3	4.5	4.3
MT	5	27	24
Yco/AT	1.85	2.74	2.45
RECEIVING			
TAR	13	60	50
REC	11	47	38
YDS	92	388	382
TD	0	2	2
YPRR	0.73	1.66	1.20

2015 ATTEMPTS VS. DEFENSIVE PACKAGES  
Base 26% | Nickel 53% | Dime 20% | <4 DB 0% | >6 DB 0%

**47** **DARREN SPROLES** PHI \$0 AGE 33 BYE 4 2014 2015 PROJ

Draft day trade rumors clouded Sproles' offseason, but he's still in Philly and remains the Eagles' passing down option. Entering his age-33 season, Sproles is on the downslope of his career. Only Tevin Coleman, Jeremy Langford, and Andre Williams caused fewer missed tackles than Sproles (12) last season. In PPR formats, Sproles still offers fantasy value, but don't fall prey to any narratives that suggests he's the handcuff to Ryan Mathews. Sproles' role would not change if Mathews was hurt. Instead, we'd anticipate rookie Wendell Smallwood takes over as the early-down back. That means an extremely limited fantasy ceiling for Sproles, especially in standard scoring leagues.

TM	PHI	PHI	PHI
G	15	16	16
RUSHING			
ATT	57	83	104
YDS	329	317	429
TD	6	3	3
YPA	5.8	3.8	4.1
MT	24	12	24
Yco/AT	2.02	2.04	2.03
RECEIVING			
TAR	60	73	71
REC	40	55	53
YDS	387	388	429
TD	0	1	3
YPRR	1.65	1.52	1.59

2015 ATTEMPTS VS. DEFENSIVE PACKAGES  
Base 14% | Nickel 78% | Dime 7% | <4 DB 0% | >6 DB 0%

**48** **TEVIN COLEMAN** ATL \$0 AGE 23 BYE 11 2014 2015 PROJ

Entering last season, many viewed the Falcons' running backs as a committee situation with Coleman as the preferred option over Devonta Freeman. Boy were we wrong. Coleman was generally ineffective, and Freeman blew right past him. Of course, Coleman was banged up throughout his rookie season, but when he was on the field he caused a missed tackle on just 6.7 percent of his touches. Only Jeremy Langford and Alfred Morris were less elusive on a per touch basis. That being said, Coleman does possess game-breaking ability. While he'll likely be in a complimentary role to Freeman to start the season, Coleman's upside makes him a worthy late-round flier.

TM	-	ATL	ATL
G	-	12	16
RUSHING			
ATT	-	87	106
YDS	-	392	459
TD	-	1	3
YPA	-	4.5	4.3
MT	-	6	8
Yco/AT	-	1.97	1.97
RECEIVING			
TAR	-	10	17
REC	-	2	14
YDS	-	14	125
TD	-	0	1
YPRR	-	0.16	0.16

2015 ATTEMPTS VS. DEFENSIVE PACKAGES  
Base 77% | Nickel 20% | Dime 0% | <4 DB 3% | >6 DB 0%

**49** **JAMES STARKS** GB \$0 AGE 30 BYE 4 2014 2015 PROJ

It was an up, but mostly down season for Starks in 2015. He topped 100 yards on just 10 carries against the Chargers in Week 6, but then struggled mightily down the stretch, averaging just 3.8 yards per carry from Week 8 on. He did contribute as a receiver with 49 catches on 56 targets, which gave Starks a nice boost in PPR where he finished as the No. 21 running back. With Eddie Lacy trimmed down and essentially locked into the feature role for the Packers, Starks remains a complimentary player in this offense. However, if Lacy struggles or gets hurt, Starks becomes an immediate RB2 in all formats.

TM	GB	GB	GB
G	16	16	16
RUSHING			
ATT	85	148	106
YDS	340	601	455
TD	2	2	4
YPA	4.0	4.1	4.3
MT	21	24	19
Yco/AT	2.72	2.13	2.35
RECEIVING			
TAR	27	50	21
REC	18	43	18
YDS	140	392	199
TD	0	3	1
YPRR	1.04	1.52	1.28

2015 ATTEMPTS VS. DEFENSIVE PACKAGES  
Base 21% | Nickel 73% | Dime 1% | <4 DB 5% | >6 DB 0%

**50** **DEVONTAE BOOKER** DEN \$0 AGE 24 BYE 11 2014 2015 PROJ

One of our favorite rookie running backs in this year's class, Booker landed in an ideal spot for his skill set. He graded out No. 3 among draft-eligible running backs. A quick, but not necessarily fast player, Booker showed the ability to catch the ball out of the backfield in college and has three-down potential. He ranked fourth in PFF elusive rating with 71 forced missed tackles last season, which was ahead of Ezekiel Elliott and Derrick Henry. He is coming off knee surgery in November for a torn meniscus, but reports suggest he's healthy. With an Arian Foster-like profile, Booker could excel in Gary Kubiak's offense if C.J. Anderson falters or gets hurt. We like Booker as an upside late-round pick.

TM	-	-	DEN
G	-	-	16
RUSHING			
ATT	-	-	141
YDS	-	-	561
TD	-	-	4
YPA	-	-	4.0
MT	-	-	28
Yco/AT	-	-	1.28
RECEIVING			
TAR	-	-	31
REC	-	-	25
YDS	-	-	162
TD	-	-	1
YPRR	-	-	0.65

2015 ATTEMPTS VS. DEFENSIVE PACKAGES  
Base - | Nickel - | Dime - | <4 DB - | >6 DB -

**51** **C.J. SPILLER** NO \$0 AGE 29 BYE 5 2014 2015 PROJ

Finally, the Spiller preseason hype has ended, and rightfully so. Last season, Spiller had just 70 touches in 13 games played and finished an abysmal 61st in fantasy scoring. While his explosive ability still has some appeal, the luster has certainly faded. Mark Ingram's increased usage in the passing game doesn't help the cause. Spiller is going to be a part of the Saints offense this season, but with so many mouths to feed, his role will remain limited. And that would continue to be the case if anything happened to Ingram. Spiller's extremely low fantasy floor and moderate ceiling simply don't warrant a look in the late rounds of fantasy drafts.

TM	BUF	NO	NO
G	9	13	16
RUSHING			
ATT	78	36	46
YDS	300	112	176
TD	0	0	1
YPA	3.8	3.1	3.8
MT	17	5	11
Yco/AT	1.69	1.36	1.59
RECEIVING			
TAR	21	40	48
REC	19	34	40
YDS	131	239	392
TD	1	2	3
YPRR	1.66	1.71	1.69

2015 ATTEMPTS VS. DEFENSIVE PACKAGES  
Base 31% | Nickel 61% | Dime 8% | <4 DB 0% | >6 DB 0%

**52** **ARIAN FOSTER** FA \$0 AGE 29 BYE ## 2014 2015 PROJ

At this point, we're not quite sure what to do with Foster. Sure, you could take a gamble that he lands with a team before the season starts, but that's a big risk especially given the offseason reports that he's still not fully recovered from the torn Achilles that end his 2015 season. Foster managed to play just four games last season, and he's only played 16 games twice in his seven-year career. To his credit, Foster was ninth in fantasy scoring over the month he did suit up last year. Still, the injury risk in his age-29 season is enough to proceed with extreme caution even if Foster lands in an ideal situation.

TM	HST	HST	FA
G	13	4	0
RUSHING			
ATT	260	63	0
YDS	1246	163	0
TD	8	1	0
YPA	4.8	2.6	0.0
MT	55	20	0
Yco/AT	2.83	2	0.00
RECEIVING			
TAR	56	27	0
REC	38	22	0
YDS	327	227	0
TD	5	2	0
YPRR	1.20	2.10	0.00

2015 ATTEMPTS VS. DEFENSIVE PACKAGES  
Base 48% | Nickel 46% | Dime 6% | <4 DB 0% | >6 DB 0%



AL BELLO/GETTY IMAGES



**53 KENNETH DIXON** BLT \$0 AGE 22 BYE 8 2014 2015 PROJ

Dixon was a prolific producer in college, notching 87 touchdowns and 5,452 yards. Dynamic in space, he has the ability to make defenders miss (elusive rating of 99.2 ranked second in draft class). He's a strong receiver who led all draft-eligible running backs in yards per route run (2.28). Dixon also averaged 5.4 yards per carry, and caused 54 missed tackles as a runner. Among draft-eligible running backs, only Devontae Booker caused more (58). Dixon also flashed big play ability with 49 percent of his yards coming on runs of 15-plus yards. With his three-down skill set, Dixon is a very intriguing player who has the potential to see a significant role in his rookie season.

TM	-	-	BLT
G	-	-	16
RUSHING			
ATT	-	-	86
YDS	-	-	349
TD	-	-	2
YPA	-	-	4.0
MT	-	-	17
Yco/AT	-	-	0.80
RECEIVING			
TAR	-	-	34
REC	-	-	27
YDS	-	-	214
TD	-	-	1
YPRR	-	-	0.85

2015 ATTEMPTS VS. DEFENSIVE PACKAGES  
Base - |Nickel - |Dime - |<4 DB - |>6 DB -

**54 JAVORIUS ALLEN** BLT \$0 AGE 25 BYE 8 2014 2015 PROJ

Sparingly used for the first 10 weeks of the season, Allen emerged as the Ravens' feature back following Justin Forsett's season-ending broken arm in Week 11. He went on to score the sixth-most fantasy points down the stretch, where he was especially effective as a receiver. Allen saw 44 targets over the final seven games of the season, which tied Danny Woodhead for the position high over that span. While this is certainly a plus for Allen, his fantasy stock is somewhat depressed after the Ravens selected Kenneth Dixon in this year's draft. Dixon profiles as a three-down back who could potentially steal Allen's passing down work in the short term.

TM	-	BLT	BLT
G	-	16	16
RUSHING			
ATT	-	137	75
YDS	-	514	309
TD	-	1	2
YPA	-	3.8	4.1
MT	-	26	13
Yco/AT	-	2.04	2.04
RECEIVING			
TAR	-	55	17
REC	-	45	14
YDS	-	343	117
TD	-	2	1
YPRR	-	1.72	1.72

2015 ATTEMPTS VS. DEFENSIVE PACKAGES  
Base 53% |Nickel 44% |Dime 1% |<4 DB 2% |>6 DB 0%

**55 CHRIS THOMPSON** WAS \$0 AGE 25 BYE 9 2014 2015 PROJ

While he's unlikely to do much work between the tackles, Thompson is a strong receiver out of the backfield who posted a solid 1.40 yards per route run last season. He was also among the league leaders in yards after contact per attempt (2.7). The problem for Thompson for fantasy purposes really comes down to opportunity. Washington's depth chart is on the thinner side, but there's talk of Matt Jones playing a three-down role in this offense. If that plays out, Thompson wouldn't be the traditional receiving down back in the mold of Theo Riddick, and his target total will be somewhat limited. Thompson has some appeal in deep PPR leagues, but we're not bullish on his fantasy stock in 2016.

TM	WAS	WAS	WAS
G	2	13	16
RUSHING			
ATT	3	35	39
YDS	12	216	192
TD	0	0	1
YPA	4.0	6.2	5.0
MT	1	10	11
Yco/AT	1.33	2.74	2.63
RECEIVING			
TAR	7	44	50
REC	6	35	39
YDS	27	240	306
TD	1	2	2
YPRR	1.23	1.40	1.32

2015 ATTEMPTS VS. DEFENSIVE PACKAGES  
Base 14% |Nickel 72% |Dime 14% |<4 DB 0% |>6 DB 0%

**58 KENYAN DRAKE** MIA \$0 AGE 46 BYE 8 2014 2015 PROJ

Despite chatter that the Dolphins wanted to upgrade the running back position, Drake was the only back they selected in the draft. Drake is more of a situational player who doesn't project as an every-down back. He struggled to run between the tackles at Alabama, but did excel with the ball in space. He's a strong receiver who finished second in yards per route run. Drake also forced 37 combined missed tackles on just 108 touches. He has good size (6-1, 210lbs.) and speed (4.45 40 time), and gives the Dolphins a dynamic weapon who can catch the ball out of the backfield and potentially also line up as a receiver. He's no threat to Ajayi's workload, and figures as more of a PPR sleeper.

TM	-	-	MIA
G	-	-	16
RUSHING			
ATT	-	-	53
YDS	-	-	207
TD	-	-	2
YPA	-	-	3.9
MT	-	-	11
Yco/AT	-	-	0.47
RECEIVING			
TAR	-	-	32
REC	-	-	25
YDS	-	-	222
TD	-	-	1
YPRR	-	-	0.89

2015 ATTEMPTS VS. DEFENSIVE PACKAGES  
Base - |Nickel - |Dime - |<4 DB - |>6 DB -

**56 PAUL PERKINS** NYG \$0 AGE 21 BYE 8 2014 2015 PROJ

The fifth-rounder out of UCLA enters the league with an athletic profile and lands in an intriguing spot with the Giants. Perkins posted strong numbers in 2015 with 1,343 yards and 14 touchdowns on the ground. He was especially elusive, forcing a missed tackle on every 3.2 rushing attempts. Perkins racked up a combined 85 missed tackles as a runner and receiver. Of course, there are some knocks. He isn't the biggest back at 5-10, 208 pounds, and he comes from a spread system. How Perkins translates to a pro-style offense is unclear. It's unlikely we'll see much of Perkins with a crowded house in the Giants' backfield, but he offers loads of upside if he does see the field.

TM	-	-	NYG
G	-	-	16
RUSHING			
ATT	-	-	96
YDS	-	-	400
TD	-	-	3
YPA	-	-	4.2
MT	-	-	19
Yco/AT	-	-	0.91
RECEIVING			
TAR	-	-	17
REC	-	-	14
YDS	-	-	108
TD	-	-	1
YPRR	-	-	0.43

2015 ATTEMPTS VS. DEFENSIVE PACKAGES  
Base - |Nickel - |Dime - |<4 DB - |>6 DB -

**59 ANDRE ELLINGTON** ARZ \$0 AGE 27 BYE 9 2014 2015 PROJ

Ellington is one of the most dynamic players when he's on the field. The problem is that he's rarely been able to do so in his pro career, with injuries costing him 10 games over the last two seasons. He's also entering his age-27 season. That's not to mention the emergence of David Johnson as a three-down workhorse who can do essentially everything Ellington can in passing situations. With Chris Johnson likely to spell Johnson on early-downs, that leaves little meat on the bone for Ellington. We expect him to work in as a passing down option, but don't anticipate much fantasy value for Ellington in 2016.

TM	ARZ	ARZ	ARZ
G	12	10	16
RUSHING			
ATT	201	45	62
YDS	663	289	280
TD	3	3	2
YPA	3.3	6.4	4.5
MT	20	3	6
Yco/AT	1.78	2.73	1.95
RECEIVING			
TAR	62	17	15
REC	46	15	13
YDS	395	148	116
TD	2	0	1
YPRR	1.65	1.21	1.43

2015 ATTEMPTS VS. DEFENSIVE PACKAGES  
Base 35% |Nickel 63% |Dime 0% |<4 DB 2% |>6 DB 0%

**57 DARREN MCFADDEN** DAL \$0 AGE 29 BYE 7 2014 2015 PROJ

Entering last season, the thought that McFadden would lead the Cowboys in rushing was laughable. But that's exactly what he did as one of the most unlikely 1,000-yard rushers in recent memory. Of course, he did so behind our top graded offensive line in each of the last two seasons. McFadden actually wasn't particularly effective on his own, forcing a missed tackle on just 11.8 percent of his touches, which was among the lowest in the league. We're also burying the lead: Ezekiel Elliott. The Cowboys' first-round selection of Elliott essentially relegates McFadden to backup duties. While McFadden can certainly contribute as a receiver, we expect Elliott to see the bulk of the work in a three-down role.

TM	OAK	DAL	DAL
G	16	16	16
RUSHING			
ATT	154	239	60
YDS	530	1089	265
TD	2	3	2
YPA	3.4	4.6	4.5
MT	17	33	8
Yco/AT	1.85	2.3	2.12
RECEIVING			
TAR	44	50	24
REC	36	40	19
YDS	212	328	192
TD	0	0	1
YPRR	1.04	1.24	1.14

2015 ATTEMPTS VS. DEFENSIVE PACKAGES  
Base 62% |Nickel 34% |Dime 1% |<4 DB 1% |>6 DB 0%

**60 DEANDRE WASHINGTON** OAK \$0 AGE 23 BYE 10 2014 2015 PROJ

Amidst rumblings of dissatisfaction with Latavius Murray, the Raiders selected Washington in the fifth round of April's draft. Washington is a smaller, bowling ball type (5-8, 204 pounds), who posted 1,492 yards and 14 scores on 233 totes at Texas Tech last season. He also caught 41 balls for 385 yards and two scores. He flashed speed (4.49 40 time) and agility (7.03 3-cone drill) at the combine, and ranked third in this year's class in PFF elusive rating with 67 missed tackles caused. There's certainly a little Maurice Jones-Drew to his game. Murray is still the lead dog in the Oakland backfield, but Washington figures to get his share of touches and offers sleeper appeal in the late rounds of drafts.

TM	-	-	OAK
G	-	-	16
RUSHING			
ATT	-	-	78
YDS	-	-	312
TD	-	-	2
YPA	-	-	4.0
MT	-	-	16
Yco/AT	-	-	0.71
RECEIVING			
TAR	-	-	24
REC	-	-	19
YDS	-	-	191
TD	-	-	1
YPRR	-	-	0.76

2015 ATTEMPTS VS. DEFENSIVE PACKAGES  
Base - |Nickel - |Dime - |<4 DB - |>6 DB -

GEORGE FREY/GETTY IMAGES

**61 DEANGELO WILLIAMS PIT \$0 AGE 33 BYE 8 2014 2015 PROJ**

In the twilight of his career, Williams was an unlikely fantasy stud last season thanks to a suspension and season-ending injury to Le'Veon Bell. He finished the season fourth in fantasy scoring, and that includes the five games Bell started in which Williams played just 32 snaps. Excluding those games, Williams was the No. 1 fantasy running back. Unfortunately, we're likely to run into the same problem this year. The Steelers tend to rely heavily on an every-down workhorse, and that will be Bell if he's healthy. That relegates Williams to handcuff status. That said, he's a handcuff with top overall fantasy upside and should be scooped up in the later rounds of fantasy drafts.

TM	CAR	PIT	PIT
G	6	16	16
RUSHING			
ATT	63	200	83
YDS	222	907	370
TD	0	11	3
YPA	3.5	4.5	4.4
MT	11	31	13
Yco/AT	2.11	2.21	2.19
RECEIVING			
TAR	5	47	11
REC	5	40	10
YDS	44	367	80
TD	0	0	0
YPRR	0.98	0.98	0.98

2015 ATTEMPTS VS. DEFENSIVE PACKAGES

Base 45% | Nickel 47% | Dime 4% | <4 DB 5% | >6 DB 0%

**62 KEITH MARSHALL WAS \$0 AGE 22 BYE 9 2014 2015 PROJ**

A former five-star recruit, Marshall did little in his collegiate career due to a variety of circumstances. He was stuck behind Todd Gurley early on. Then a torn right ACL cost him his sophomore year, and this injury didn't heal right which limited his junior year as well. The emergence of Nick Chubb limited his touches over the last two seasons. However, he turned heads with a blazing 4.31 40 time at the combine. His unproven resume caused him to slip to the seventh round in the draft, but Marshall has intriguing upside on a somewhat thin depth chart. He's worth a late round flier.

TM	-	-	WAS
G	-	-	16
RUSHING			
ATT	-	-	96
YDS	-	-	398
TD	-	-	3
YPA	-	-	4.1
MT	-	-	19
Yco/AT	-	-	0.91
RECEIVING			
TAR	-	-	6
REC	-	-	4
YDS	-	-	29
TD	-	-	0
YPRR	-	-	0.12

2015 ATTEMPTS VS. DEFENSIVE PACKAGES

Base - | Nickel - | Dime - | <4 DB - | >6 DB -

**63 SHAUN DRAUGHN SF \$0 AGE 28 BYE 8 2014 2015 PROJ**

Injuries propelled some very unlikely players into the fantasy spotlight late last season. Draughn is atop this list along with Tim Hightower. Draughn started for the 49ers from Weeks 9 to 15. While he wasn't particularly effective as a runner with just 3.5 yards per carry, he racked up 25 catches over that span, including Week 11 where he caught eight balls on 11 targets. Entering this season, Draughn projects as Carlos Hyde's backup and figures to see work in passing situations. Hyde has missed 11 games over the last two years, so Draughn has value as a handcuff. Chip Kelly's up-tempo offense will mean heavy volume for the San Francisco run game.

TM	SD	SF	SF
G	2	9	16
RUSHING			
ATT	10	78	47
YDS	19	273	186
TD	0	1	1
YPA	1.9	3.5	4.0
MT	0	12	8
Yco/AT	1.20	1.92	1.84
RECEIVING			
TAR	0	35	41
REC	0	27	31
YDS	0	176	242
TD	0	0	2
YPRR	0.00	1.22	0.61

2015 ATTEMPTS VS. DEFENSIVE PACKAGES

Base 69% | Nickel 31% | Dime 0% | <4 DB 0% | >6 DB 0%

**64 ALFRED MORRIS DAL \$0 AGE 27 BYE 7 2014 2015 PROJ**

A prototype two-down back, Morris parted ways with Washington and signed with the Cowboys in the offseason. Initially, he looked to be in an ideal situation as the early-down back with Darren McFadden getting passing down duties. He had the potential to do good things behind the Dallas offensive. Of course, that all changed after the Cowboys selected Ezekiel Elliott in the first round of the draft back in April. Morris is now relegated to backup duties if he remains on the roster this season. If he sticks in Dallas, we don't expect to see much of Morris barring any injuries. His fantasy value is extremely minimal at this point in time.

TM	WAS	WAS	DAL
G	16	16	16
RUSHING			
ATT	265	202	55
YDS	1078	751	231
TD	8	1	2
YPA	4.1	3.7	4.2
MT	44	14	7
Yco/AT	2.55	2.25	2.42
RECEIVING			
TAR	26	11	6
REC	17	10	5
YDS	155	55	39
TD	0	0	0
YPRR	0.77	0.46	0.62

2015 ATTEMPTS VS. DEFENSIVE PACKAGES

Base 57% | Nickel 39% | Dime 1% | <4 DB 3% | >6 DB 0%

**65 CHRIS D. JOHNSON ARZ \$0 AGE 30 BYE 9 2014 2015 PROJ**

Conventional narratives suggest that Chris Johnson was "good" last season for the Cardinals. However, a close look at his play paints a very different picture. Lackluster at best, Johnson struggled as a runner and receiver, and was thoroughly outplayed by David Johnson. While reports out of Arizona suggest Chris could beat out David for the starting job, we're not worried. Chris will get his share of the early-down work, but he's much more likely to be a complimentary player to David. In that role, Chris offers a very low fantasy ceiling. Those seeking upside for their fantasy rosters should certainly look elsewhere.

TM	NYJ	ARZ	ARZ
G	16	11	16
RUSHING			
ATT	155	196	71
YDS	663	814	297
TD	1	3	2
YPA	4.3	4.2	4.2
MT	22	31	10
Yco/AT	2.61	2.53	2.57
RECEIVING			
TAR	31	12	5
REC	24	6	3
YDS	151	58	28
TD	1	0	0
YPRR	0.93	0.50	0.72

2015 ATTEMPTS VS. DEFENSIVE PACKAGES

Base 56% | Nickel 39% | Dime 1% | <4 DB 4% | >6 DB 0%



**66 CHARCANDRICK WEST KC \$0 AGE 25 BYE 5 2014 2015 PROJ**

A SPARQ score freak, West was thrust into a prominent role following Jamaal Charles' torn ACL early last season. He got off to a rough start in the feature role with just 16 carries for 64 yards in Weeks 5 and 6. However, West exploded for 110 yards in Week 7 and scored rushing touchdowns in three consecutive weeks. Between Weeks 7 and 11 only Todd Gurley, Lamar Miller, and Adrian Peterson outscored West. With Charles on the mend, West is back in a complimentary role along with Spencer Ware in the Chiefs backfield. We expect both Ware and West to see a larger share of the workload, but both players should be considered handcuffs to enter the season.

TM	-	KC	KC
G	3	13	16
RUSHING			
ATT	0	160	49
YDS	0	634	202
TD	0	4	1
YPA	-	4.0	4.1
MT	-	23	7
Yco/AT	-	2.14	2.14
RECEIVING			
TAR	1	31	14
REC	0	20	9
YDS	0	214	90
TD	0	1	0
YPRR	0.00	0.89	0.45

2015 ATTEMPTS VS. DEFENSIVE PACKAGES

Base 48% | Nickel 44% | Dime 2% | <4 DB 6% | >6 DB 0%

**67 SPENCER WARE KC \$0 AGE 24 BYE 5 2014 2015 PROJ**

While Charcandrick West was the early beneficiary of Jamaal Charles' season-ending injury, Ware proved to be the better option down the stretch. Over the last six weeks of the season, Ware outscored West in both standard and PPR formats despite seeing eight fewer touches. Extremely efficient on a per touch basis, Ware led all qualifying running backs in standard scoring PPO (0.65). However, like West, Ware will open the season in a complimentary role to Charles. If anything happens to Charles, Ware and West will likely operate in a committee as they did last season. This ultimately caps the fantasy value of both players.

TM	-	KC	KC
G	-	9	16
RUSHING			
ATT	-	72	61
YDS	-	403	278
TD	-	6	2
YPA	-	5.6	4.6
MT	-	16	13
Yco/AT	-	3.79	3.79
RECEIVING			
TAR	-	6	5
REC	-	6	5
YDS	-	5	28
TD	-	0	0
YPRR	-	0.11	0.11

2015 ATTEMPTS VS. DEFENSIVE PACKAGES

Base 51% | Nickel 41% | Dime 1% | <4 DB 7% | >6 DB 0%

JUSTIN K. ALLER/GETTY IMAGES

**68 KA'DEEM CAREY** CHI \$0 AGE 23 BYE 9 2014 2015 PROJ

Buried on the Bears' depth chart, Carey saw just 43 carries last season, but he did vulture two red zone scores in Weeks 13 and 16. While Matt Forte is now out of the mix, we don't anticipate Carey's fantasy outlook improving much. The lackluster Jeremy Langford is the favorite for the feature role, but rookie Jordan Howard is also in the mix. At this point it would take a lot for Carey to ascend to the top of the depth chart, and he's unlikely to have anything more than a complimentary role for the Bears in 2016.

TM	CHI	CHI	CHI
G	13	7	16
RUSHING			
ATT	36	43	66
YDS	158	159	276
TD	0	2	2
YPA	4.4	3.7	4.2
MT	7	5	10
Yco/AT	2.44	2.05	2.23
RECEIVING			
TAR	6	3	10
REC	5	3	10
YDS	57	19	92
TD	0	1	0
YPRR	1.39	0.76	1.08

2015 ATTEMPTS VS. DEFENSIVE PACKAGES  
Base 74% | Nickel 23% | Dime 0% | <4 DB 1 2% | >6 DB 0%

**69 BENNY CUNNINGHAM** LA \$0 AGE 26 BYE 8 2014 2015 PROJ

With Todd Gurley locked in as the Rams' early-down workhorse, Cunningham isn't likely to see much work as a runner. However, he is the favorite for passing down duties. Unfortunately, the Rams don't throw much to their backs. Last season, Cunningham saw just 32 targets. Still, his role is noteworthy, as he's also Gurley's primary backup. That means Cunningham would play every-down if Gurley was to miss time. As the starter in Week 1 last season, Cunningham racked up 20 touches, including four catches for 77 yards. Keep that one under your hat, especially if you're a Gurley owner this season.

TM	SL	SL	LA
G	16	16	16
RUSHING			
ATT	66	37	20
YDS	246	140	84
TD	3	0	1
YPA	3.7	3.8	4.1
MT	19	24	12
Yco/AT	1.98	1.89	1.95
RECEIVING			
TAR	48	32	33
REC	44	26	26
YDS	334	250	295
TD	1	0	1
YPRR	1.42	1.60	1.51

2015 ATTEMPTS VS. DEFENSIVE PACKAGES  
Base 46% | Nickel 49% | Dime 3% | <4 DB 1 3% | >6 DB 0%

**70 TYLER ERVIN** HST \$0 AGE 22 BYE 9 2014 2015 PROJ

One of the many improvements to the Houston offense, Ervin is an offensive weapon-type who checks in at just 5-10, 192 pounds, but ran a blazing 4.41 40 at the combine. He also posted the second best broad jump (10-foot-10) and vertical jump (39-inch). A three-way threat, he racked up 1,601 yards and 13 scores on 294 carries, 334 yards and three scores on 45 catches, and 702 yards and a score as a returner (20 combined kick and punt returns) in 2015. Ervin isn't going to threaten Lamar Miller this season, but he's an intriguing player who is oozing with upside.

TM	-	-	HST
G	-	-	16
RUSHING			
ATT	-	-	72
YDS	-	-	288
TD	-	-	2
YPA	-	-	4.0
MT	-	-	14
Yco/AT	-	-	0.66
RECEIVING			
TAR	-	-	21
REC	-	-	17
YDS	-	-	148
TD	-	-	1
YPRR	-	-	0.59

2015 ATTEMPTS VS. DEFENSIVE PACKAGES  
Base - | Nickel - | Dime - | <4 DB - | >6 DB -



ROSS D. FRANKLIN/AP PHOTO

**71 JORDAN TODMAN** IND \$0 AGE 26 BYE 10 2014 2015 PROJ

Largely a fantasy afterthought, Todman has just 115 career carries in four seasons as a pro. But he does deserve some attention this season on a somewhat thin Indianapolis depth chart behind the 33-year-old Frank Gore. While Gore has proven to be very durable throughout his career, Father Time catches up with all of us. An injury to Gore could thrust Todman into a prominent role in a potentially explosive offense. However, Robert Turbin and rookie Josh Ferguson are also in the mix. We're not especially excited about any of these players, but there is potential value to be had. We view Todman as the most likely handcuff for now, but that could certainly change in training camp.

TM	JAX	PIT	IND
G	16	5	16
RUSHING			
ATT	32	4	41
YDS	186	22	186
TD	1	0	1
YPA	5.8	5.5	4.6
MT	9	1	9
Yco/AT	3.84	4	3.86
RECEIVING			
TAR	35	0	17
REC	25	0	13
YDS	198	0	134
TD	1	0	1
YPRR	1.15	0.00	0.58

2015 ATTEMPTS VS. DEFENSIVE PACKAGES  
Base 55% | Nickel 35% | Dime 10% | <4 DB 0% | >6 DB 0%

**72 DEXTER MCCLUSTER** TEN \$0 AGE 28 BYE 12 2014 2015 PROJ

A passing-down back and offensive weapon, McCluster is extremely unlikely to get much work as a runner in Mike Mularkey's "exotic smashmouth" offense. Last season, he saw just 55 carries. However, he was targeted 38 times. With the offense likely to take a step forward this season, McCluster remains a viable receiving option. He won't do much for you in standard scoring leagues, but McCluster has moderate appeal in extremely deep PPR leagues as a bye week fill-in or streaming option. That being said, his fantasy upside is very limited.

TM	TEN	TEN	TEN
G	14	11	16
RUSHING			
ATT	40	55	13
YDS	131	247	55
TD	0	1	0
YPA	3.3	4.5	4.4
MT	11	12	5
Yco/AT	1.88	2.07	1.99
RECEIVING			
TAR	34	38	29
REC	26	31	24
YDS	197	260	228
TD	1	1	1
YPRR	1.19	1.38	1.29

2015 ATTEMPTS VS. DEFENSIVE PACKAGES  
Base 58% | Nickel 38% | Dime 4% | <4 DB 0% | >6 DB 0%

**73 RONNIE HILLMAN** DEN \$0 AGE 24 BYE 11 2014 2015 PROJ

With C.J. Anderson struggling early last season, Hillman got some run as a viable fantasy option. He topped 100 yards on the ground twice in the first six weeks of the season, ranking 26th in fantasy scoring over that stretch. As a whole, Hillman's play was mediocre last season, and the Broncos addressed the running back position in the draft with the selection of Devontae Booker. We expect Booker to open the season ahead of Hillman on the depth chart, which places Hillman on the extreme fringe of the fantasy radar.

TM	DEN	DEN	DEN
G	8	16	16
RUSHING			
ATT	106	207	36
YDS	441	863	153
TD	3	7	1
YPA	4.2	4.2	4.2
MT	20	26	6
Yco/AT	1.69	2.29	2.09
RECEIVING			
TAR	32	32	16
REC	21	24	12
YDS	139	111	70
TD	1	0	0
YPRR	0.97	0.49	0.73

2015 ATTEMPTS VS. DEFENSIVE PACKAGES  
Base 41% | Nickel 54% | Dime 2% | <4 DB 1 3% | >6 DB 0%

**74 MIKE TOLBERT** CAR \$0 AGE 30 BYE 7 2014 2015 PROJ

A glorified fullback, we essentially know what Tolbert is at this point in his career. He's unlikely to make much of a fantasy impact despite Carolina's run-heavy approach on the offensive side of the ball. However, a quick glance at their depth chart shows Jonathan Stewart and little else. There is some value to be had with Tolbert, but it's difficult to view him as a handcuff to Stewart. If injury struck, the Panthers would be much more likely to use a committee approach with Tolbert splitting time with Cameron Artis-Payne. As such, there isn't much fantasy appeal with Tolbert.

TM	CAR	CAR	CAR
G	8	16	16
RUSHING			
ATT	37	62	44
YDS	78	256	187
TD	0	1	1
YPA	2.1	4.1	4.2
MT	8	13	10
Yco/AT	1.57	2.24	1.99
RECEIVING			
TAR	17	22	19
REC	12	18	15
YDS	93	154	143
TD	0	3	1
YPRR	0.97	1.18	1.08

2015 ATTEMPTS VS. DEFENSIVE PACKAGES  
Base 58% | Nickel 30% | Dime 4% | <4 DB 1 8% | >6 DB 0%

**75 WENDELL SMALLWOOD** PHI \$0 AGE 22 BYE 4 2014 2015 PROJ

After trading DeMarco Murray this offseason, the Eagles addressed their running back situation with the fifth-round selection of Smallwood. At West Virginia, Smallwood had a very productive 2015 campaign with 1,519 yards and nine scores to go along with 26 catches for 160 yards. He ran fast 40 times at the combine (4.47) and his pro day (4.41). Smallwood's abilities as a runner and a receiver are intriguing for fantasy purposes, as is his position on the Philly depth chart. With Ryan Mathews locked in as the early-down back and Darren Sproles in the passing down role, Smallwood is now the primary handcuff on this roster. His athleticism is certainly worth a look in the late rounds of fantasy drafts.

TM	-	-	PHI
G	-	-	16
RUSHING			
ATT	-	-	42
YDS	-	-	170
TD	-	-	1
YPA	-	-	4.0
MT	-	-	8
Yco/AT	-	-	0.39
RECEIVING			
TAR	-	-	11
REC	-	-	9
YDS	-	-	68
TD	-	-	0
YPRR	-	-	0.27

2015 ATTEMPTS VS. DEFENSIVE PACKAGES  
Base - | Nickel - | Dime - | <4 DB - | >6 DB -

<b>76</b>	<b>TIM HIGHTOWER</b>	<b>NO</b>	<b>AGE 30</b>	2014	2015	PROJ	
				TM G	-	NO	NO
					-	6	16
					RUSHING		
				ATT	-	96	69
				YDS	-	375	280
				TD	-	4	2
				YPA	-	3.9	4.0
				MT	-	14	10
				Yc/AT	-	2.36	2.36
					RECEIVING		
				TAR	-	13	12
				REC	-	12	11
				YDS	-	129	110

<b>77</b>	<b>STEVAN RIDLEY</b>	<b>DET</b>	<b>AGE 27</b>	2014	2015	PROJ	
				TM G	NE	NYJ	DET
					6	8	16
					RUSHING		
				ATT	94	36	70
				YDS	340	90	272
				TD	2	0	2
				YPA	3.6	2.5	3.9
				MT	8	5	7
				Yc/AT	1.77	2.36	1.93
					RECEIVING		
				TAR	4	5	6
				REC	4	4	4
				YDS	20	-2	27

<b>78</b>	<b>TRE MASON</b>	<b>SI</b>	<b>AGE 23</b>	2014	2015	PROJ	
				TM G	SL	SL	SL
					12	13	16
					RUSHING		
				ATT	179	74	41
				YDS	772	203	155
				TD	4	0	1
				YPA	4.3	2.7	3.8
				MT	31	21	10
				Yc/AT	2.23	1.99	2.16
					RECEIVING		
				TAR	25	20	19
				REC	16	18	17
				YDS	148	88	139

<b>79</b>	<b>ROBERT TURBIN</b>	<b>IND</b>	<b>AGE 26</b>	2014	2015	PROJ	
				TM G	SEA	DAL	IND
					16	10	16
					RUSHING		
				ATT	74	50	51
				YDS	310	199	209
				TD	0	1	1
				YPA	4.2	4.0	4.1
				MT	11	6	7
				Yc/AT	2.19	2.91	2.48
					RECEIVING		
				TAR	19	9	11
				REC	16	7	9
				YDS	186	23	72

<b>80</b>	<b>KHIRY ROBINSON</b>	<b>NYJ</b>	<b>AGE 26</b>	2014	2015	PROJ	
				TM G	NO	NO	NYJ
					10	8	16
					RUSHING		
				ATT	76	56	46
				YDS	362	180	181
				TD	3	4	1
				YPA	4.8	3.2	3.9
				MT	25	22	15
				Yc/AT	2.71	2.21	2.50
					RECEIVING		
				TAR	9	20	6
				REC	8	17	5
				YDS	63	115	51

<b>81</b>	<b>CAMERON ARTIS-PHARVE</b>	<b>CAR</b>	<b>AGE 26</b>	2014	2015	PROJ	
				TM G	-	CAR	CAR
					-	7	16
					RUSHING		
				ATT	-	45	31
				YDS	-	183	130
				TD	-	1	1
				YPA	-	4.1	4.2
				MT	-	9	7
				Yc/AT	-	2.22	2.22
					RECEIVING		
				TAR	-	5	9
				REC	-	5	9
				YDS	-	58	75

<b>82</b>	<b>MARCEL REECE</b>	<b>OAK</b>	<b>AGE 31</b>	2014	2015	PROJ	
				TM G	OAK	OAK	OAK
					15	15	13
					RUSHING		
				ATT	21	10	16
				YDS	85	36	66
				TD	0	0	0
				YPA	4.0	3.6	4.0
				MT	3	13	5
				Yc/AT	2.38	1.9	2.23
					RECEIVING		
				TAR	54	36	14
				REC	37	30	11
				YDS	265	269	133

<b>83</b>	<b>KYLE JUSZCZYK</b>	<b>BLT</b>	<b>AGE 25</b>	2014	2015	PROJ	
				TM G	BLT	BLT	BLT
					16	16	16
					RUSHING		
				ATT	0	2	16
				YDS	0	3	66
				TD	0	0	0
				YPA	-	1.5	4.0
				MT	1	8	5
				Yc/AT	-	1.5	1.50
					RECEIVING		
				TAR	22	50	23
				REC	19	41	18
				YDS	182	321	189

<b>84</b>	<b>JAMIZE OLAWALE</b>	<b>OAK</b>	<b>AGE 27</b>	2014	2015	PROJ	
				TM G	OAK	OAK	OAK
					15	14	16
					RUSHING		
				ATT	2	24	7
				YDS	0	110	30
				TD	0	1	0
				YPA	0.0	4.6	4.3
				MT	1	5	2
				Yc/AT	0.50	2.63	2.47
					RECEIVING		
				TAR	6	11	12
				REC	5	9	10
				YDS	18	84	176

<b>85</b>	<b>FOZZY WHITTAKER</b>	<b>CAR</b>	<b>AGE 27</b>	2014	2015	PROJ	
				TM G	CAR	CAR	CAR
					8	14	16
					RUSHING		
				ATT	32	25	18
				YDS	145	108	76
				TD	1	1	0
				YPA	4.5	4.3	4.3
				MT	5	6	4
				Yc/AT	2.19	1.88	2.05
					RECEIVING		
				TAR	6	14	14
				REC	5	12	12
				YDS	60	64	102

<b>86</b>	<b>MATT ASIATA</b>	<b>MIN</b>	<b>AGE 29</b>	2014	2015	PROJ	
				TM G	MIN	MIN	MIN
					15	16	16
					RUSHING		
				ATT	164	29	18
				YDS	570	112	76
				TD	9	0	0
				YPA	3.5	3.9	4.3
				MT	19	8	4
				Yc/AT	2.05	2.24	2.08
					RECEIVING		
				TAR	58	22	22
				REC	44	19	19
				YDS	312	132	172

<b>87</b>	<b>BRANDEN OLIVER</b>	<b>SD</b>	<b>AGE 25</b>	2014	2015	PROJ	
				TM G	SD	SD	SD
					14	6	16
					RUSHING		
				ATT	159	31	30
				YDS	581	108	120
				TD	3	0	1
				YPA	3.7	3.5	4.0
				MT	36	7	6
				Yc/AT	2.24	2.55	2.29
					RECEIVING		
				TAR	44	15	6
				REC	36	13	5
				YDS	271	112	49

<b>88</b>	<b>ALFRED BLUE</b>	<b>HST</b>	<b>AGE 25</b>	2014	2015	PROJ	
				TM G	HST	HST	HST
					16	14	16
					RUSHING		
				ATT	170	183	32
				YDS	529	698	132
				TD	2	2	1
				YPA	3.1	3.8	4.1
				MT	13	22	3
				Yc/AT	1.98	2.16	2.07
					RECEIVING		
				TAR	17	16	5
				REC	14	15	5
				YDS	103	109	31

<b>89</b>	<b>ZACH ZENNER</b>	<b>DET</b>	<b>AGE 24</b>	2014	2015	PROJ	
				TM G	-	DET	DET
					-	4	16
					RUSHING		
				ATT	-	17	28
				YDS	-	60	118
				TD	-	0	1
				YPA	-	3.5	4.2
				MT	-	2	4
				Yc/AT	-	1.65	1.65
					RECEIVING		
				TAR	-	2	6
				REC	-	2	5
				YDS	-	11	23

<b>90</b>	<b>DAMIEN WILLIAMS</b>	<b>MIA</b>	<b>AGE 24</b>	2014	2015	PROJ	
				TM G	MIA	MIA	MIA
					15	16	16
					RUSHING		
				ATT	36	16	27
				YDS	122	59	106
				TD	0	0	1
				YPA	3.4	3.7	4.0
				MT	17	9	8
				Yc/AT	1.89	2.31	2.02
					RECEIVING		
				TAR	25	27	5
				REC	21	21	4
				YDS	187	142	41

<b>91</b>	<b>ANDRE WILLIAMS</b>	<b>NYG</b>	<b>AGE 24</b>	2014	2015	PROJ	
				TM G	NYG	NYG	NYG
					16	16	16
					RUSHING		
				ATT	216	88	23
				YDS	720	257	92
				TD	7	1	1
				YPA	3.3	2.9	4.0
				MT	33	7	3
				Yc/AT	2.13	1.82	2.04
					RECEIVING		
				TAR	28	3	6
				REC	18	1	5
				YDS	130	7	30

<b>92</b>	<b>FITZGERAUD TOUSSAINT</b>	<b>PIT</b>	<b>AGE 26</b>	2014	2015	PROJ	
				TM G	BLT	PIT	PIT
					3	5	16
					RUSHING		
				ATT	6	18	27
				YDS	12	42	99
				TD	0	0	1
				YPA	2.0	2.3	3.8
				MT	0	3	3
				Yc/AT	-0.17	1.94	1.41
					RECEIVING		
				TAR	6	0	0
				REC	3	0	0
				YDS	27	0	0

<b>93</b>	<b>TERRON WARD</b>	<b>ATL</b>	<b>AGE 24</b>	2014	2015	PROJ	
				TM G	-	ATL	ATL
					-	13	16
					RUSHING		
				ATT	-	29	19
				YDS	-	95	75
				TD	-	1	1
				YPA	-	3.3	3.9
				MT	-	4	2
				Yc/AT	-	1.48	1.48
					RECEIVING		
				TAR	-	12	6
				REC	-	9	4
				YDS	-	73	32

<b>94</b>	<b>MICHAEL DAVIS</b>	<b>SF</b>	<b>AGE 23</b>	2014	2015	PROJ	
				TM G	-	SF	SF
					-	6	16
					RUSHING		
				ATT	-	35	20
				YDS	-	58	67
				TD	-	0	1
				YPA	-	1.7	3.4
				MT	-	8	4
				Yc/AT	-	1.26	1.26
					RECEIVING		
				TAR	-	12	5
				REC	-	7	3
				YDS	-	38	34

<b>95</b>	<b>BRANDON BOLDEN</b>	<b>NE</b>	<b>AGE 26</b>	2014	2015	PROJ	
				TM G	NE	NE	NE
					11	12	16
					RUSHING		
				ATT	28	63	15
				YDS	89	207	59
				TD	1	0	0
				YPA	3.2	3.3	3.9
				MT	6	22	5
				Yc/AT	1.71	2.3	2.12
					RECEIVING		
				TAR	4	26	5
				REC	2	19	4
				YDS	8	180	44

<b>96</b>	<b>REX BURKHEAD</b>	<b>CIN</b>	<b>AGE 26</b>	2014	2015	PROJ
				TM		

101	2014 2015 PROJ			
DENARD ROBINSON JAX AGE 25	TM G	JAX	JAX	JAX
	RUSHING			
	ATT	135	67	11
	YDS	582	266	45
	TD	4	1	0
	YPA	4.3	4.0	4.2
	MT	13	10	1
	Yc/AT	2.11	1.99	2.07
	RECEIVING			
	TAR	28	28	5
	REC	23	21	4
	YDS	124	165	34
	TD	0	0	0
YPRR	0.94	1.25	1.10	

102	2014 2015 PROJ			
TRAVARIS CADET NO AGE 27	TM G	NO	SF	NO
	RUSHING			
	ATT	10	11	12
	YDS	32	28	42
	TD	0	0	0
	YPA	3.2	2.5	3.6
	MT	1	2	1
	Yc/AT	1.90	1.86	1.88
	RECEIVING			
	TAR	43	22	6
	REC	38	17	5
	YDS	296	214	36
	TD	1	1	0
YPRR	1.69	3.40	2.55	

103	2014 2015 PROJ			
TAIWAN JONES OAK AGE 28	TM G	-	OAK	OAK
	RUSHING			
	ATT	-	16	10
	YDS	-	74	44
	TD	-	0	0
	YPA	-	4.6	4.4
	MT	-	17	11
	Yc/AT	-	3.63	3.63
	RECEIVING			
	TAR	-	9	6
	REC	-	7	5
	YDS	-	106	32
	TD	-	1	0
YPRR	-	2.59	2.59	

104	2014 2015 PROJ			
LANCE DUNBAR DAL AGE 26	TM G	DAL	DAL	DAL
	RUSHING			
	ATT	29	5	5
	YDS	99	67	39
	TD	0	0	0
	YPA	3.4	13.4	7.4
	MT	10	5	2
	Yc/AT	1.90	5	2.36
	RECEIVING			
	TAR	20	22	6
	REC	18	21	6
	YDS	217	215	48
	TD	0	0	0
YPRR	2.65	3.31	2.98	

105	2014 2015 PROJ			
JONATHAN GRIMES HST AGE 26	TM G	HST	HST	HST
	RUSHING			
	ATT	39	56	8
	YDS	153	282	36
	TD	0	1	0
	YPA	3.9	5.0	4.5
	MT	4	8	1
	Yc/AT	2.15	1.86	1.98
	RECEIVING			
	TAR	7	31	5
	REC	6	26	4
	YDS	86	173	40
	TD	0	1	0
YPRR	0.95	1.14	1.05	

106	2014 2015 PROJ			
AARON RIPKOWSKI GB AGE 23	TM G	-	GB	GB
	RUSHING			
	ATT	-	0	4
	YDS	-	0	16
	TD	-	0	0
	YPA	-	-	4.1
	MT	-	1	9
	Yc/AT	-	-	0.04
	RECEIVING			
	TAR	-	1	5
	REC	-	1	5
	YDS	-	18	52
	TD	-	0	0
YPRR	-	4.50	4.50	

107	2014 2015 PROJ			
JONATHAN WILLIAMS BUF AGE 22	TM G	-	-	BUF
	RUSHING			
	ATT	-	-	8
	YDS	-	-	33
	TD	-	-	0
	YPA	-	-	3.9
	MT	-	-	2
	Yc/AT	-	-	0.07
	RECEIVING			
	TAR	-	-	4
	REC	-	-	3
	YDS	-	-	26
	TD	-	-	0
YPRR	-	-	0.11	

108	2014 2015 PROJ			
RAHEEM MOSTERT CLV AGE 24	TM G	-	-	CLV
	RUSHING			
	ATT	-	0	8
	YDS	-	0	33
	TD	-	0	0
	YPA	-	-	4.0
	MT	-	-	2
	Yc/AT	-	-	0.07
	RECEIVING			
	TAR	-	0	5
	REC	-	0	4
	YDS	-	0	28
	TD	-	0	0
YPRR	-	0.00	0.00	

109	2014 2015 PROJ			
PATRICK DIMARCO ATL AGE 27	TM G	ATL	ATL	ATL
	RUSHING			
	ATT	0	1	0
	YDS	0	0	0
	TD	0	0	0
	YPA	-	0.0	0.0
	MT	0	0	0
	Yc/AT	-	0	0.00
	RECEIVING			
	TAR	13	16	11
	REC	9	13	9
	YDS	62	110	58
	TD	1	2	0
YPRR	0.73	0.85	0.79	

110	2014 2015 PROJ			
TYLER VARGA IND AGE 22	TM G	-	IND	IND
	RUSHING			
	ATT	-	1	7
	YDS	-	2	24
	TD	-	0	0
	YPA	-	2.0	0.0
	MT	-	2	0
	Yc/AT	-	0	0.00
	RECEIVING			
	TAR	-	1	6
	REC	-	1	5
	YDS	-	18	36
	TD	-	0	0
YPRR	-	2.25	2.25	

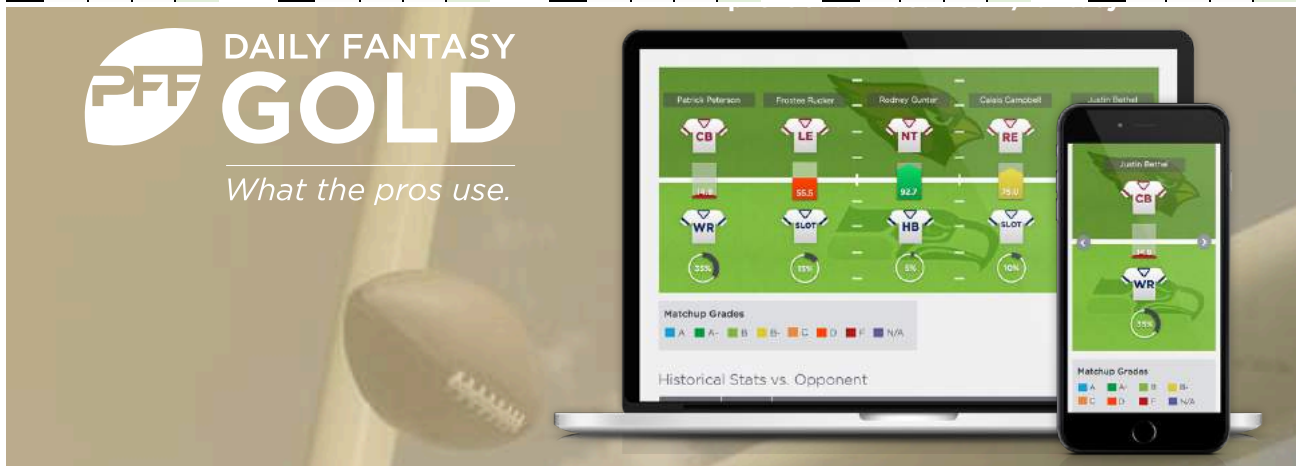
111	2014 2015 PROJ			
TRENT RICHARDSON BLT AGE 25	TM G	IND	-	BLT
	RUSHING			
	ATT	158	-	12
	YDS	511	-	48
	TD	3	-	0
	YPA	3.2	-	4.0
	MT	40	-	2
	Yc/AT	2.30	-	1.57
	RECEIVING			
	TAR	33	-	0
	REC	27	-	0
	YDS	229	-	0
	TD	0	-	0
YPRR	1.17	-	1.17	

112	2014 2015 PROJ			
JAMES WHITE NE AGE 24	TM G	NE	NE	NE
	RUSHING			
	ATT	9	22	4
	YDS	38	56	14
	TD	0	2	0
	YPA	4.2	2.5	3.7
	MT	0	12	4
	Yc/AT	1.22	1.05	2.21
	RECEIVING			
	TAR	5	47	5
	REC	5	40	4
	YDS	23	410	44
	TD	0	4	0
YPRR	1.35	2.07	1.71	

113	2014 2015 PROJ			
AUSTIN D. JOHNSON NO AGE 27	TM G	NO	NO	NO
	RUSHING			
	ATT	8	4	4
	YDS	22	9	15
	TD	0	1	0
	YPA	2.8	2.3	3.8
	MT	1	0	1
	Yc/AT	1.75	1	1.50
	RECEIVING			
	TAR	2	4	6
	REC	2	2	5
	YDS	15	5	36
	TD	1	0	0
YPRR	0.71	0.81	0.76	

114	2014 2015 PROJ			
STEPHAN TAYLOR ARZ AGE 25	TM G	ARZ	ARZ	ARZ
	RUSHING			
	ATT	63	17	4
	YDS	208	58	17
	TD	1	0	0
	YPA	3.3	3.4	3.9
	MT	8	2	1
	Yc/AT	2.03	2.29	2.09
	RECEIVING			
	TAR	13	2	5
	REC	11	1	3
	YDS	79	4	28
	TD	3	0	0
YPRR	1.04	0.27	0.66	

115	2014 2015 PROJ			
ALEX COLLINS SEA AGE 22	TM G	-	-	SEA
	RUSHING			
	ATT	-	-	4
	YDS	-	-	16
	TD	-	-	0
	YPA	-	-	4.0
	MT	-	-	1
	Yc/AT	-	-	0.04
	RECEIVING			
	TAR	-	-	5
	REC	-	-	4
	YDS	-	-	29
	TD	-	-	0
YPRR	-	-	0.11	



**INCLUDES:**

- PFF's new DFS lineup optimizer, featuring exclusive WR/CB matchups, value ratings and multiple lineup generation with control over player exposure. Export easily to FanDuel, DraftKings and Yahoo.
- Members-only tips and analysis from Jeff Ratcliffe, one of the most accurate DFS players in the industry.
- Complete access to all PFF daily fantasy articles.

# WIDE RECEIVERS

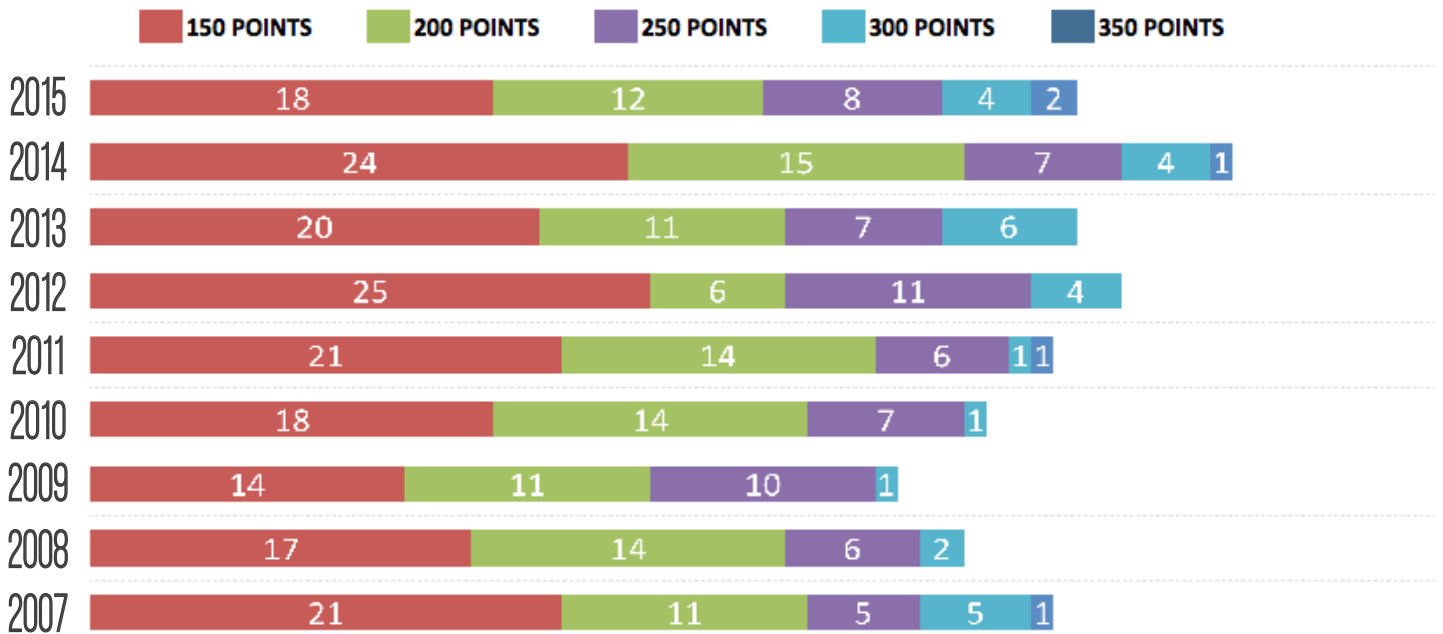


# THE GAME HAS CHANGED BY MIKE CASTIGLIONE

Each of the last five seasons has seen an increase in the total point production of the top-20 wide receivers (standard) from the previous season, a cumulative increase of 9.4 percent over that span. In PPR formats, it's been a 12.7-percent increase. Meanwhile, scoring among the top 20 running backs has dipped 18 percent since 2010 (16.8 percent PPR). The 2015 season also marked the first time the top 20 WRs out-scored the top-20 RBs in standard leagues. Think about that before automatically committing to a running back in the first (or even second) round of your draft, because the game most certainly has changed. And while we often see plenty of turnover among the top-10 RBs from year to year, you'll find many of the same trusty names atop the annual receiving leaders.

## YAHTZEE!

While the overall number of receivers to crack 150 fantasy points has remained pretty steady over the last nine seasons, two of the five 350-plus fantasy point seasons came in 2015: Antonio Brown and Julio Jones.



## MUST-DRAFT A WORD CLOUD FROM OUR STAFF. THE BIGGER THE NAME, THE MORE STAFFERS LISTED THE PLAYER.



# 190

Since 2007, only three receivers have seen more than 190 targets in a regular season.

Two of them occurred last season: Antonio Brown (190) and Julio Jones (193).

PETER G. AIKEN/GETTY IMAGES

PLAYER RANKINGS COLOR REFLECTS PFF GRADES

A A- B B- C D F N/A Rookie

PLAYER PROFILES BY JEFF RATCLIFFE

**1 ANTONIO BROWN** PIT \$54 AGE 28 BYE 8 2014 2015 PROJ

Just a few years ago, the thought of ranking a wide receiver No. 1 overall would have been laughable. But that's exactly what we're doing with Brown this year. The top fantasy scorer in each of the last two seasons, Brown is coming off a massive 2015 campaign where he tallied the fourth-most single season receiving yards in NFL history. And he did so despite four games with Michael Vick and Landry Jones under center. Brown sees a ton of volume (190 targets last season), and he's one of the most efficient receivers in the league. He tied with Julio Jones for highest fantasy points per opportunity in PPR scoring. Brown also forced the third-most missed tackles among wide receivers with 23. No player in the league offers a higher fantasy floor. Brown should be the first player taken in all drafts.

TM	PIT	PIT	PIT
G	16	16	16
RECEIVING			
TAR	178	190	189
REC	129	136	133
YDS	1698	1841	1847
TD	13	10	12
YPRR	2.66	2.89	2.78
aDOT	10.4	11.6	11.0
YAC	4.8	4.6	4.7
%DROP	2.8	2.6	2.7
RUSHING			
ATT	4	3	4
YDS	13	28	23
TD	0	0	0

2015 ROUTE DISTRIBUTION  
Snaps 1052 | Routes 636 | Wide 81% | Slot 13% | Back 1%

**2 ODELL BECKHAM JR.** NYG \$45 AGE 23 BYE 8 2014 2015 PROJ

While some may be looking to Julio Jones as the No. 2 receiver, we think that distinction should go to Beckham. Don't get us wrong. Jones is still rock-solid, but few players in the league possess Beckham's ceiling. He also has a massive floor with 2,755 yards and 25 scores through his first two years as professional. Last season, he was targeted 20-plus yards downfield 32 times, which was among the league leaders. The Giants drafting Sterling Shepard adds a dynamic compliment who should help take some of the attention away from Beckham. The Giants ran the most three wide receiver sets in the league last season, a fact which bodes well for continued production out of Beckham this year. He's locked and loaded as an elite-level fantasy wide receiver.

TM	NYG	NYG	NYG
G	12	15	16
RECEIVING			
TAR	129	153	162
REC	91	96	101
YDS	1305	1454	1564
TD	12	13	9
YPRR	2.74	2.43	2.59
aDOT	12.6	12.1	12.3
YAC	5.3	6.2	5.8
%DROP	1.6	2.6	2.1
RUSHING			
ATT	6	1	0
YDS	35	3	0
TD	0	0	0

2015 ROUTE DISTRIBUTION  
Snaps 1016 | Routes 598 | Wide 77% | Slot 21% | Back 1%

**3 JULIO JONES** ATL \$39 AGE 27 BYE 11 2014 2015 PROJ

Somewhat overshadowed in fantasy circles by Antonio Brown, Jones deserves a ton of credit for an incredible 2015 season in which he led the league in receiving yards, posting the second-highest single season total ever. He also forced 20 missed tackles as a runner, which ranked fourth among wide receivers, and led all receivers in yards per route run (3.04). Of course, the big hurdle for Jones, is similar to one Calvin Johnson faced during his career. He's really the Falcons' only receiving threat, and opposing defenses game plan for him. Atlanta did add Mohamed Sanu in the offseason, but he's a pedestrian talent. While Jones is still a top-end WR1, his ceiling is just slightly lower than that of Beckham and Brown.

TM	ATL	ATL	ATL
G	15	16	16
RECEIVING			
TAR	156	193	182
REC	104	136	127
YDS	1593	1871	1750
TD	6	8	10
YPRR	2.72	3.04	2.88
aDOT	12.4	10.5	11.3
YAC	5.3	4.9	5.1
%DROP	5.1	5.2	5.2
RUSHING			
ATT	1	0	0
YDS	1	0	0
TD	0	0	0

2015 ROUTE DISTRIBUTION  
Snaps 980 | Routes 615 | Wide 72% | Slot 28% | Back 0%

**4 DEANDRE HOPKINS** HST \$30 AGE 24 BYE 9 2014 2015 PROJ

Coming off a breakout season, Hopkins finished sixth in standard scoring and was one of just seven receivers to top the 100-catch plateau. Despite the poor run-after-catch numbers, Hopkins benefited from being heavily targeted downfield. Only Allen Robinson saw more deep targets (44). Of course, the question begs to be asked whether or not Hopkins' production was the byproduct of the Texans' struggles and lack of offensive weapons? Houston took steps to shore up the offense, signing Brock Osweiler and Lamar Miller. They also drafted two dynamic receivers in Will Fuller and Braxton Miller. Fuller's presence as a field stretcher should help Hopkins. That said, we expect a slight regression in target share, and view Hopkins as a tick below the top three receivers.

TM	HST	HST	HST
G	16	16	16
RECEIVING			
TAR	120	187	167
REC	76	111	99
YDS	1210	1521	1300
TD	6	11	9
YPRR	2.27	2.29	2.28
aDOT	13.4	14.9	14.3
YAC	5.1	1.9	3.2
%DROP	2.5	3.7	3.1
RUSHING			
ATT	0	0	0
YDS	0	0	0
TD	0	0	0

2015 ROUTE DISTRIBUTION  
Snaps 1174 | Routes 664 | Wide 85% | Slot 14% | Back 1%

**5 DEZ BRYANT** DAL \$29 AGE 27 BYE 7 2014 2015 PROJ

With Tony Romo injured for much of the year, it was a lost season for Bryant and the rest of the Cowboys' offense. Oddly, many fantasy players are holding this against Bryant. Let's be clear. When healthy and with Romo under center, Bryant is one of the most dominant receivers in the game. Pointing to last year's numbers doesn't amount to fantasy analysis. It's better to look at the whole body of work. Bryant has proven elite fantasy potential, finishing as a top-5 fantasy receiver in three consecutive seasons from 2012-2014. With Romo back (and hopefully healthy) playing behind our No. 1 offensive line with prospective three-down workhorse Ezekiel Elliott carrying the ball, Bryant will rebound in a big way this season and is arguably the best value of the top-end wide receivers.

TM	DAL	DAL	DAL
G	16	9	16
RECEIVING			
TAR	135	68	140
REC	88	31	86
YDS	1320	401	1283
TD	16	3	9
YPRR	2.67	1.36	2.02
aDOT	13.6	14.7	14.0
YAC	4.2	4.4	4.3
%DROP	3.7	10.3	7.0
RUSHING			
ATT	0	0	0
YDS	0	0	0
TD	0	0	0

2015 ROUTE DISTRIBUTION  
Snaps 457 | Routes 294 | Wide 86% | Slot 14% | Back 0%



**6 A.J. GREEN** CIN \$28 AGE 28 BYE 9 2014 2015 PROJ

And then there was one. With both Marvin Jones and Mohamed Sanu jumping ship in free agency, Green is the lone remaining starting wide receiver from last year's Bengals roster. Cincinnati brought in Brandon LaFell and drafted promising rookie Tyler Boyd, but this is clearly Green's show. He stands to see a big chunk of the targets, especially if Tyler Eifert isn't ready to go for the start of the season. We do need to mention a word of caution. The Bengals' called a run play on 45.8 percent of their offensive snaps last season, which was the seventh-highest in the league. This run-heavy approach led to just 123 targets in 16 games played for Green. He's a fantastic player and one of the most consistent in the league, but the Bengals offense somewhat limits Green's ceiling.

TM	CIN	CIN	CIN
G	13	16	16
RECEIVING			
TAR	109	123	130
REC	69	86	91
YDS	1041	1297	1254
TD	6	10	9
YPRR	2.96	2.41	2.69
aDOT	13.8	14.2	14.0
YAC	4.5	3.9	4.2
%DROP	3.7	2.4	3.1
RUSHING			
ATT	2	0	0
YDS	7	0	0
TD	0	0	0

2015 ROUTE DISTRIBUTION  
Snaps 958 | Routes 539 | Wide 83% | Slot 15% | Back 2%

**7 ALLEN ROBINSON** JAX \$27 AGE 23 BYE 5 2014 2015 PROJ

A popular breakout candidate in fantasy circles last year, Robinson delivered in a big way with a fourth-place finish in standard fantasy scoring. He led the league in deep targets with 47, catching a position-high 19 of them for 672 yards and three scores. In total, 33.1 percent of Robinson's targets were on deep balls, and his average depth of target at 16.3 yards was 10th-highest at the position. The question for fantasy purposes is whether or not Robinson's arrow will continue to point up? Jacksonville addressed their glaring weakness on the defensive side of the ball in the draft. They also get Dante Fowler back. With an improved defense, the Jags likely won't need to push the ball downfield as frequently. Still, Robinson's talent and role in the offense lock him in as a WR1.

TM	JAX	JAX	JAX
G	10	16	16
RECEIVING			
TAR	76	142	132
REC	48	80	74
YDS	548	1400	1139
TD	2	14	8
YPRR	1.64	2.16	1.90
aDOT	11.3	16.3	14.6
YAC	3.2	4.4	4.0
%DROP	1.3	5.6	3.5
RUSHING			
ATT	0	0	0
YDS	0	0	0
TD	0	0	0

2015 ROUTE DISTRIBUTION  
Snaps 998 | Routes 649 | Wide 86% | Slot 13% | Back 0%

MARK TENNALLY/AP PHOTO

**8 ALSHON JEFFERY** CHI \$27 AGE 26 BYE 9 2014 2015 PROJ

One of the most heavily targeted receivers in the league, Jeffery averaged 10.2 targets per game last season. That put him on pace for just over 163 for the season, which would have ranked fourth in the league. Of course, that's only speculation, as Jeffery missed seven games due to injury. From a productivity standpoint, only Julio Jones and Antonio Brown scored more fantasy points per opportunity than Alshon Jeffery last season. Over 30 percent of his targets traveled more than 20 yards in the air, he ranked fourth in yards per route run (2.87), and he dropped just two passes. If fully healthy, Jeffery has the makings of a top-end fantasy option. He'll also get the added benefit of Kevin White drawing the attention of opposing defenses. We love Jeffery's upside this season.

TM	CHI	CHI	CHI
G	16	9	16
RECEIVING			
TAR	135	92	151
REC	85	54	89
YDS	1133	807	1291
TD	10	4	8
YPRR	1.82	2.87	2.35
aDOT	11.9	15.5	13.4
YAC	5.7	3.7	4.9
%DROP	3.7	2.2	2.9
RUSHING			
ATT	6	0	0
YDS	33	0	0
TD	0	0	0

2015 ROUTE DISTRIBUTION  
Snaps 516 | Routes 281 | Wide 77% | Slot 23% | Back 0%

**9 JORDY NELSON** GB \$24 AGE 31 BYE 4 2014 2015 PROJ

Nelson gets a redshirt season after tearing his ACL last August. All reports out of Green Bay on Nelson's recovery are positive, and that's a good thing not only for the Packers but also for fantasy owners. Nelson finished second in fantasy scoring in 2014, posting the fourth-highest fantasy points per opportunity in standard scoring. He was extremely efficient on a per route basis, racking up 2.66 yards per route run, which ranked sixth at the position. Nelson also tallied the second most yards on targets traveling over 20 yards in the air with 577. Only DeSean Jackson had more. With Nelson claiming to be "game ready," we expect him to step right back into the Packers offense as Aaron Rodgers' top target. He has serious WR1 appeal.

TM	GB	-	GB
G	16	-	16
RECEIVING			
TAR	146	-	124
REC	98	-	83
YDS	1519	-	1285
TD	13	-	8
YPRR	2.66	-	2.66
aDOT	12.0	-	12.9
YAC	5.7	-	5.0
%DROP	5.5	-	5.5
RUSHING			
ATT	0	-	0
YDS	0	-	0
TD	0	-	0

2015 ROUTE DISTRIBUTION  
Snaps - | Routes - | Wide - | Slot - | Back -

**10 SAMMY WATKINS** BUF \$24 AGE 23 BYE 10 2014 2015 PROJ

One of the most electric players in the league, Watkins led all receivers in standard fantasy points per opportunity last season. This was thanks in large part to his huge big play upside. He ranked fourth in average depth of target (18.3), seeing 34 targets over 20 yards down field. He also led the league in touchdowns on deep receptions with eight, and only Allen Robinson had more deep ball yards than Watkins (606). However, we are burying the lead, as Watkins missed time due to injury and had surgery to repair stress fractures in his left foot. He's currently without a timetable, which is suboptimal. The expectation is that he returns by Week 1, but there is a lot of risk with Watkins right now. His upside is very intriguing, but proceed with caution.

TM	BUF	BUF	BUF
G	16	13	16
RECEIVING			
TAR	124	91	116
REC	65	60	75
YDS	982	1047	1199
TD	6	9	8
YPRR	1.59	2.68	2.14
aDOT	13.6	18.3	15.6
YAC	5.2	3	4.1
%DROP	4.0	4.4	4.2
RUSHING			
ATT	2	1	0
YDS	8	1	0
TD	0	0	0

2015 ROUTE DISTRIBUTION  
Snaps 728 | Routes 390 | Wide 88% | Slot 12% | Back 0%



TONY AVELAR/AP PHOTO

**11 MIKE EVANS** TB \$23 AGE 23 BYE 6 2014 2015 PROJ

Much of the talk surrounding Evans this offseason has dealt with his shaky hands. Sure, he dropped 15 balls last year, but drops are overrated. Volume is the name of the game in fantasy football, and only Antonio Brown, Julio Jones, DeAndre Hopkins, and Brandon Marshall saw a higher percentage of their teams' targets than Evans did last season. He also tied for fourth in deep targets with 34. We also need to consider the overall state of the Buccaneers entering this season. With Dirk Koetter taking over head coaching duties, there will be continuity with last season's offense. Jameis Winston should take a step forward in his second season, which bodes well for Evans. We expect Evans to remain one of the most heavily-targeted receivers in the league. As such, he deserves WR1 consideration on fantasy draft day.

TM	TB	TB	TB
G	15	15	16
RECEIVING			
TAR	116	146	152
REC	68	74	77
YDS	1051	1211	1134
TD	12	3	8
YPRR	2.05	2.37	2.21
aDOT	16.3	15.8	16.0
YAC	2.4	3.2	2.8
%DROP	3.4	10.3	6.9
RUSHING			
ATT	0	0	0
YDS	0	0	0
TD	0	0	0

2015 ROUTE DISTRIBUTION  
Snaps 878 | Routes 510 | Wide 86% | Slot 14% | Back 0%

**12 AMARI COOPER** OAK \$22 AGE 22 BYE 10 2014 2015 PROJ

One of the most polished receivers to enter the league in the last several seasons, Cooper stepped right into the Raiders' offense and hit the ground running. He led all rookie receivers in fantasy points, finishing 23rd overall at the position, and accomplished the rare feat of topping 1,000 yards in his first professional season. Of course, he also dropped a position-high 18 passes. While we aren't overly concerned with the drops, it is of note that only 13.8 percent of his targets came on deep balls. The Raiders used Michael Crabtree much more frequently as a deep option. Derek Carr also targeted Crabtree more heavily in the red zone. Of course, we're splitting hairs at this point. Cooper should take a step forward in his second season, which means top-10 fantasy production is certainly not out of the question.

TM	-	OAK	OAK
G	-	16	16
RECEIVING			
TAR	-	123	137
REC	-	72	79
YDS	-	1082	1179
TD	-	6	8
YPRR	-	1.86	1.86
aDOT	-	10.7	10.8
YAC	-	5.3	8.3
%DROP	-	14.6	14.6
RUSHING			
ATT	-	3	3
YDS	-	-3	9
TD	-	0	0

2015 ROUTE DISTRIBUTION  
Snaps 927 | Routes 582 | Wide 84% | Slot 14% | Back 0%

**13 KEENAN ALLEN** SD \$22 AGE 24 BYE 11 2014 2015 PROJ

Through the first eight weeks of last season, Allen sat sixth in standard scoring and fourth in PPR formats. Unfortunately, his season was cut short due to a lacerated kidney. The good news is that he's fully healthy and Chargers OC Ken Whisenunt said Allen is going to be "a focal point" of the offense. The problem for fantasy purposes is that Allen doesn't necessarily profile as a prototype No. 1 receiver. While he is heavily targeted, those targets typically aren't downfield. Last season, he posted an average depth of target of just 8.0 yards. The addition of field stretcher Travis Benjamin will help open up things for Allen, but most of his work will come in the short and intermediate areas. He makes for a better PPR option and should be considered a borderline WR1 in standard leagues.

TM	SD	SD	SD
G	14	8	16
RECEIVING			
TAR	112	86	130
REC	77	67	99
YDS	783	725	1178
TD	4	4	7
YPRR	1.59	2.16	1.88
aDOT	8.8	8	8.5
YAC	4	3.7	3.9
%DROP	3.6	5.8	4.7
RUSHING			
ATT	0	0	0
YDS	0	0	0
TD	0	0	0

2015 ROUTE DISTRIBUTION  
Snaps 552 | Routes 335 | Wide 82% | Slot 15% | Back 1%

**14 BRANDIN COOKS** NO \$22 AGE 22 BYE 5 2014 2015 PROJ

A sexy pick in last year's drafts, Cooks got off to a very slow start with just 20 catches for 215 yards and zero scores through the first four weeks of the season. Over that span, he ranked 49th in fantasy scoring. For the rest of the season, he was fantasy's No. 8 receiver, outscoring the likes of Eric Decker, A.J. Green, and Calvin Johnson over the final 13 weeks of the season. The field stretcher in the Saints' offense, Cooks was one of just 10 wide receivers with 30-or-more deep targets, scoring six times on deep passes. New Orleans upgraded their passing options over the offseason with the additions of veteran TE Coby Fleener and rookie WR Michael Thomas. Both players figure to draw the attention of opposing defenses, which will further open things up for Cooks. His big play ability in the Saints offense gives Cooks borderline WR1 appeal.

TM	NO	NO	NO
G	10	16	16
RECEIVING			
TAR	65	126	125
REC	53	84	82
YDS	550	1138	1132
TD	3	9	8
YPRR	1.56	1.81	1.69
aDOT	8.5	12.9	11.4
YAC	3.2	4.4	3.9
%DROP	3.1	3.2	3.1
RUSHING			
ATT	7	8	4
YDS	73	18	14
TD	1	0	0

2015 ROUTE DISTRIBUTION  
Snaps 981 | Routes 628 | Wide 74% | Slot 25% | Back 0%

**15 BRANDON MARSHALL** NYJ \$22 AGE 32 BYE 11 2014 2015 PROJ

The collective fantasy consciousness was extremely low on Marshall entering last season with his ADP settling out in the early-fifth round as the 22nd wide receiver. Of course, he finished as fantasy's No. 3 receiver on the strength of his 14 scores, which tied for the position lead. Marshall benefited from a Jets offense that ran four-wide on 42.3 percent of their offense snaps. That was far-and-away the highest in the league at nearly double the second highest rate of the Cardinals at 22.4 percent. Marshall ranked fifth in targets and catches, and was one of just four receivers to top 1,500 yards. However, with the Jets' quarterback situation still in flux, we're not bullish on him repeating last season's production. Still, he's a high-volume player in a friendly offense who is worthy of front-end WR2 consideration.

TM	CHI	NYJ	NYJ
G	13	16	16
RECEIVING			
TAR	101	167	144
REC	61	109	92
YDS	721	1502	1180
TD	8	14	7
YPRR	1.5	2.34	1.92
aDOT	12.7	13.4	13.1
YAC	3.7	4	3.9
%DROP	5.9	6.6	6.3
RUSHING			
ATT	0	0	0
YDS	0	0	0
TD	0	0	0

2015 ROUTE DISTRIBUTION  
Snaps 1084 | Routes 643 | Wide 83% | Slot 16% | Back 1%

**16 DEMARIUS THOMAS** DEN \$22 AGE 28 BYE 11 2014 2015 PROJ

A consensus top-end fantasy receiver over the last several seasons, Thomas is now well outside the WR1s. The Broncos find themselves in an odd position as the defending Super Bowl champion, but they'll enter the season with either a career backup in Mark Sanchez or a rookie in Paxton Lynch under center. Thomas is also coming off a season where he struggled, dropping 12 passes. Only Mike Evans and Amari Cooper dropped more. He was rarely targeted downfield, with just 12.4 percent of his targets coming on balls traveling 20-plus yards. That was fourth-lowest at the position. Thomas remains the top target in the Denver offense, but concerns about his quarterback and his declining play position him as a mid-range WR2.

TM	DEN	DEN	DEN
G	16	16	16
RECEIVING			
TAR	178	169	130
REC	111	105	80
YDS	1619	1304	1029
TD	11	6	6
YPRR	2.78	2.2	2.49
aDOT	10.5	10.8	10.6
YAC	6	4.7	5.4
%DROP	5.1	7.1	6.1
RUSHING			
ATT	0	0	0
YDS	0	0	0
TD	0	0	0

2015 ROUTE DISTRIBUTION  
Snaps 950 | Routes 594 | Wide 80% | Slot 19% | Back 1%

**17 T.Y. HILTON** IND \$21 AGE 26 BYE 10 2014 2015 PROJ

Despite Andrew Luck's struggles and having to play nine games with Matt Hasselbeck and Josh Freeman under center, Hillman still managed to finish as fantasy's No. 24 receiver last season. All things considered, that's not too shabby. However, consistency wasn't Hilton's forte, as he topped 100 receiving yards five times but also had less than 50 yards eight times. With a healthy and effective Luck in 2014, Hilton was only under 50 yards four times. He also ranked fifth in the league with 528 yards on deep receptions. Last season that number dipped to 426 yards, but he was still among the league leaders and caught 11 deep balls. With Donte Moncrief likely to see a healthy percentage of the targets, Hilton will never be a true fantasy No. 1 receiver. However, his weekly upside places him squarely among the WR2s.

TM	IND	IND	IND
G	15	16	16
RECEIVING			
TAR	123	125	127
REC	82	69	71
YDS	1346	1124	1087
TD	7	5	7
YPRR	2.35	1.81	2.08
aDOT	14.5	13.5	14.0
YAC	4.5	5.6	5.0
%DROP	4.1	2.4	3.2
RUSHING			
ATT	2	0	3
YDS	20	0	23
TD	0	0	0

2015 ROUTE DISTRIBUTION  
Snaps 950 | Routes 621 | Wide 71% | Slot 28% | Back 0%

**18 JARVIS LANDRY** MIA \$21 AGE 23 BYE 8 2014 2015 PROJ

Often labeled as a low-upside possession receiver, Landry proved he was much more in his second year. He finished 15th in standard scoring and ranked 10th in PPR formats. Only five receivers saw more than Landry's 155 targets. His 7.4-yard average depth of target ranked 116th among wide receivers last season. Only Larry Fitzgerald was targeted 20-plus yards downfield less frequently. But where Landry really excelled was after the catch. He racked up 5.2 yards after catch per reception, and only Golden Tate forced more missed tackles than Landry's 28. The Dolphins will look different on offense this season with Adam Gase at the helm. They also added Leonte Carroo and will have a healthy DeVante Parker to open the season. However, Landry remains the top target and is a WR2 with added PPR value.

TM	MIA	MIA	MIA
G	16	16	16
RECEIVING			
TAR	105	155	128
REC	84	110	89
YDS	755	1157	1083
TD	5	4	6
YPRR	1.74	2.03	1.89
aDOT	5.5	7.4	6.6
YAC	4.8	5.2	5.0
%DROP	1.9	4.5	3.2
RUSHING			
ATT	2	17	19
YDS	-4	135	98
TD	0	1	1

2015 ROUTE DISTRIBUTION  
Snaps 891 | Routes 570 | Wide 27% | Slot 59% | Back 13%

**19 JULIAN EDELMAN** NE \$20 AGE 30 BYE 9 2014 2015 PROJ

Injury cost Edelman the last seven games of the season. Up to that point, he was the No. 7 fantasy receiver in standard scoring, and only eight receivers saw more targets. Unfortunately, the broken foot that sidelined him required a second surgical procedure in the offseason. The expectation is that he'll be ready for training camp, but this is a rather precarious situation. Likewise, the Patriots quarterback situation is less than desirable with Tom Brady slated to serve a four-game suspension to open the season. The Patriots brought in Chris Hogan and drafted Malcom Mitchell, but neither player is a threat to steal targets from Edelman. He remains the top receiving option not named Rob Gronkowski, and that has proven to be quite valuable for fantasy purposes.

TM	NE	NE	NE
G	14	9	16
RECEIVING			
TAR	124	85	128
REC	92	61	90
YDS	971	692	1102
TD	4	7	7
YPRR	1.9	2.02	1.96
aDOT	7.6	7.6	7.6
YAC	4.8	5.2	5.0
%DROP	8.9	8.2	8.6
RUSHING			
ATT	10	3	4
YDS	94	23	20
TD	0	0	0

2015 ROUTE DISTRIBUTION  
Snaps 530 | Routes 342 | Wide 51% | Slot 44% | Back 0%

**20 JEREMY MACLIN** KC \$19 AGE 28 BYE 5 2014 2015 PROJ

Reunited and it feels so good. Maclin teamed back up with his former head coach, Andy Reid, and got off to a fantastic start with two 100-plus-yard performances in his first four games. However, over the first 10 weeks of the season, Maclin sat a disappointing 33rd in fantasy scoring among wide receivers. He exploded down the stretch with six scores over his final seven games, ranking ninth in fantasy scoring over that span. While he didn't see the target volume of some of his peers, Maclin was extremely efficient. He dropped just one pass and finished 16th in fantasy points per opportunity in PPR formats. Unfortunately, his big play upside is somewhat capped in the conservative Chiefs offense. He was targeted on deep balls just 15.0 percent of the time. Maclin offers a high floor, low ceiling WR2 profile again this season.

TM	KC	KC	KC
G	16	15	16
RECEIVING			
TAR	140	120	120
REC	85	87	86
YDS	1318	1088	1099
TD	10	8	6
YPRR	2.12	2.16	2.14
aDOT	14.2	10.6	12.5
YAC	6	4.1	5.0
%DROP	0.7	0.8	0.8
RUSHING			
ATT	0	3	4
YDS	0	14	16
TD	0	0	0

2015 ROUTE DISTRIBUTION  
Snaps 849 | Routes 504 | Wide 64% | Slot 34% | Back 1%

**21 RANDALL COBB** GB \$19 AGE 26 BYE 4 2014 2015 PROJ

Following Jordy Nelson's preseason injury, many assumed Cobb would simply take over his role in the offense and emerge as a WR1 fantasy option. Well, that didn't happen. Cobb was the seventh wide receiver selected with and ADP in the mid-second round. He finished 30th in fantasy scoring. However, all is not bad in Green Bay. With Nelson back, things should open back up for what Aaron Rodgers and the Packers can do offensively. In 2014, Cobb finished eighth among receivers in targets and finished sixth in fantasy scoring. While expecting him to repeat this performance is certainly ambitious, it isn't outrageous at all to anticipate a rebound year from Cobb. The Packers should be markedly better, and he's still very young at just 26 years old when the season opens. Consider Cobb a solid WR2 option.

TM	GB	GB	GB
G	16	16	16
RECEIVING			
TAR	125	123	114
REC	91	79	72
YDS	1287	829	819
TD	12	6	7
YPRR	2.24	1.3	1.77
aDOT	9.0	7.5	8.3
YAC	6.6	5.7	6.2
%DROP	6.4	8.1	7.3
RUSHING			
ATT	12	13	11
YDS	37	50	48
TD	0	0	0


2015 ROUTE DISTRIBUTION  
Snaps 1065 | Routes 636 | Wide 13% | Slot 79% | Back 7%

**22 ERIC DECKER** NYJ \$19 AGE 29 BYE 11 2014 2015 PROJ

Perhaps the single best draft day value in 2015, Decker's ADP was in the mid-ninth round as the 41st wide receiver selected. He went on to finish 10th in fantasy scoring and was one of just 10 wide receivers to top double-digit touchdowns. Decker didn't do a lot of damage after the catch with just 2.8 yards after catch per reception, which was among the lowest in the league. Decker was also remarkably consistent, finding the end zone in 12-of-15 games. Like teammate Brandon Marshall, Decker's 2016 outlook is somewhat cloudy at this point due to the uncertain state of the Jets' quarterback position. Regardless of who is under center, you can expect the Jets to continue to run tons of four-wide sets, which means good things for fantasy production. Decker remains squarely in the WR2 conversation.

TM	NYJ	NYJ	NYJ
G	15	15	16
RECEIVING			
TAR	110	126	128
REC	74	80	80
YDS	962	1027	985
TD	5	12	6
YPRR	2.11	1.81	1.96
aDOT	11.5	12.4	12.0
YAC	4.4	2.8	3.6
%DROP	7.3	6.3	6.8
RUSHING			
ATT	0	0	0
YDS	0	0	0
TD	0	0	0

2015 ROUTE DISTRIBUTION  
Snaps 928 | Routes 566 | Wide 35% | Slot 63% | Back 1%



JACK DEMPSEY/AP PHOTO



**23 KELVIN BENJAMIN** CAR \$16 AGE 25 BYE 7 2014 2015 PROJ

Entering last season, Benjamin was locked and loaded as Cam Newton's top receiving option. Unfortunately, a preseason torn ACL caused him to miss out on Newton throwing for a career-high 35 touchdowns passes. Reports on Benjamin's recovery are positive, and it sounds like he'll be a full-go for training camp. He'll step right back into the No. 1 role, and along with Greg Olsen, will dominate the target share. In 2014, Benjamin accomplished the rare feat of topping 1,000 receiving yards in his rookie season, finishing 16th in fantasy scoring. He wasn't extremely efficient on a per route basis with just 1.86 yards per route run, but Benjamin's 142 targets ranked fifth among wide receivers. With the Panthers doing very little to upgrade their receiver corps, Benjamin should be in line for solid volume again this season and is in the WR2 mix.

TM	CAR	-	CAR
G	16	-	16
RECEIVING			
TAR	142	-	127
REC	73	-	77
YDS	1008	-	1069
TD	9	-	9
YPRR	1.86	-	1.86
aDOT	15.1	-	10.5
YAC	2.4	-	6.8
%DROP	7.7	-	7.7
RUSHING			
ATT	0	-	0
YDS	0	-	0
TD	0	-	0

2015 ROUTE DISTRIBUTION  
Snaps - Routes - Wide - Slot - Back -

**24 MICHAEL FLOYD** ARZ \$15 AGE 26 BYE 9 2014 2015 PROJ

The Cardinals receivers are very tricky this season. We have Floyd the highest, but it's extremely close. Looking back to last season, Floyd suffered a pretty gruesome hand injury in the preseason and was the least-targeted of the three over the first nine weeks of the season with just 36 targets. He sat a meager 44th in fantasy scoring among wide receivers over that span. He ranked 24th from Week 10 on and posted four 100-yard performances over his final seven games. As the Cardinals deep threat, Floyd was one of just 11 wide receivers to have an average depth of target over 16.0 yards last season. It's that upside that makes Floyd appealing for fantasy purposes. Of course, Arizona is going to be challenging to decipher this season. With three legitimate receivers, Floyd will likely be a volatile weekly play.

TM	ARZ	ARZ	ARZ
G	16	15	16
RECEIVING			
TAR	93	88	97
REC	47	52	57
YDS	844	849	927
TD	6	6	7
YPRR	1.44	2.07	1.76
aDOT	19.1	16	17.6
YAC	2.3	4.2	3.3
%DROP	5.4	4.5	5.0
RUSHING			
ATT	1	0	0
YDS	2	0	0
TD	0	0	0

2015 ROUTE DISTRIBUTION  
Snaps 666 Routes 411 Wide 74% Slot 25% Back 0%

**25 GOLDEN TATE** DET \$15 AGE 28 BYE 10 2014 2015 PROJ

With Calvin Johnson now retired, Tate now holds the torch as the Lions' top receiving option. Let it be clear that he will not assume Johnson's role in the offense. Tate is a very different player who does not profile as a downfield threat. He had one of the lowest average depths of target in the league last year at just 5.8 yards, but he really excelled after the catch with an average of 6.0 yards, which ranked 14th in the league. Tate also forced a position-high 30 missed tackles. Detroit brought in Marvin Jones, which will certainly help. The offense is also trending in the right direction with Matthew Stafford looking very comfortable in Jim Bob Cooter's system down the stretch. Tate has some buzz in fantasy circles, but because of his somewhat limited ceiling we're cautiously ranking him as a borderline WR2.

TM	DET	DET	DET
G	16	16	16
RECEIVING			
TAR	136	121	126
REC	99	90	93
YDS	1331	813	1046
TD	4	6	7
YPRR	2.13	1.26	1.70
aDOT	7.9	5.8	6.9
YAC	7.2	6	6.6
%DROP	4.4	5.0	4.7
RUSHING			
ATT	5	6	7
YDS	30	41	37
TD	0	0	0

2015 ROUTE DISTRIBUTION  
Snaps 949 Routes 646 Wide 42% Slot 52% Back 1%

**28 JOHN BROWN** ARZ \$14 AGE 26 BYE 9 2014 2015 PROJ

The Arizona wide receiver debate will certainly be one of the most polarizing this offseason. While we have Michael Floyd a tick ahead of Brown, the gap is very close. Last season, Brown saw 99 targets, which was actually 11 more than Floyd. He also topped 1,000 yards and finished 21st among wide receivers in fantasy scoring. However, over the last eight weeks of the season, Floyd saw three more targets than Brown and led all three Arizona receivers in fantasy scoring. Despite our endorsement of Floyd, we still like Brown's fantasy prospects. In Bruce Arians' aggressive offense, Brown saw 27 deep targets. With such a large percentage of his targets coming at least 20 yards downfield, Brown screams upside. At the same time, his fantasy ceiling is capped in the WR2-range due to all of the mouths to feed in Arizona.

TM	ARZ	ARZ	ARZ
G	16	15	16
RECEIVING			
TAR	94	99	102
REC	48	65	67
YDS	696	1003	930
TD	5	7	7
YPRR	1.52	1.99	1.76
aDOT	15.8	15.3	15.5
YAC	3.7	5.1	4.5
%DROP	3.2	5.1	4.1
RUSHING			
ATT	3	3	4
YDS	-6	22	22
TD	0	0	0

2015 ROUTE DISTRIBUTION  
Snaps 844 Routes 504 Wide 71% Slot 29% Back 0%

**26 DOUG BALDWIN** SEA \$15 AGE 27 BYE 5 2014 2015 PROJ

And the award for most likely to be over-drafted goes to: Doug Baldwin. We kid, sort of. Baldwin's run to end the 2015 season was magical. Over the last eight weeks, he racked up 724 yards and a position-high 12 touchdowns on 47 catches. That's a score on over 25 percent of his receptions, which is completely unsustainable. Don't get us wrong. Baldwin is a fantastic player, but fantasy football is about volume. Baldwin posted top-10 numbers on just 99 targets. Over the last five NFL seasons only 11 receivers have managed top-20 seasons with fewer than 100 targets, and just two have cracked the top 10 (Jordy Nelson in 2011 was the other). So while we expect Baldwin to continue to play good football, we also anticipate his fantasy numbers to come back to earth.

TM	SEA	SEA	SEA
G	16	16	16
RECEIVING			
TAR	90	99	94
REC	66	78	72
YDS	825	1069	986
TD	3	14	6
YPRR	1.65	2.07	1.86
aDOT	9.4	10.1	9.8
YAC	5.2	5.6	5.4
%DROP	3.3	2.0	2.7
RUSHING			
ATT	1	0	0
YDS	8	0	0
TD	0	0	0

2015 ROUTE DISTRIBUTION  
Snaps 818 Routes 517 Wide 16% Slot 76% Back 0%

**29 LARRY FITZGERALD** ARZ \$13 AGE 33 BYE 9 2014 2015 PROJ

A fantasy mainstay for the last decade, Fitzgerald is now in the twilight of his career. In April, he even went as far as suggesting that the 2016 season could be his last. He later backtracked, but it's never a good thing when players are pondering retirement. Last season, Fitzgerald got off to a hot start, posting a position-high seven touchdowns and scoring the third-most fantasy points among wide receivers. His play and productivity declined from there. Fitzgerald ranked 34th in fantasy scoring for the rest of the season. He also offered limited upside with a target over 20 yards downfield just 8.6 percent of the time last year. That was lowest among qualifiers at the position. While target volume could still be there, Fitzgerald's declining play and the fact that he's entering his age-33 season positions him behind his two teammates.

TM	ARZ	ARZ	ARZ
G	14	16	16
RECEIVING			
TAR	100	139	113
REC	63	109	87
YDS	784	1215	1052
TD	2	9	8
YPRR	1.55	2.19	1.87
aDOT	9.9	8.9	9.3
YAC	5.3	4.3	4.7
%DROP	1.0	2.2	1.6
RUSHING			
ATT	0	0	0
YDS	0	0	0
TD	0	0	0

2015 ROUTE DISTRIBUTION  
Snaps 1000 Routes 554 Wide 42% Slot 57% Back 0%

**27 DONTE MONCRIEF** IND \$15 AGE 23 BYE 10 2014 2015 PROJ

Though many believed Moncrief to be behind Andre Johnson in the target pecking order entering last season, the veteran floundered and Moncrief racked up 100 targets. Indy's offensive woes did Moncrief no favors, as he topped 100 yards just twice and actually managed negative-two receiving yards in the season finale. However, he was fantasy's No. 29 receiver before Andrew Luck got hurt. Luck is back and healthy, and we expect the Colts to rebound offensively. It should be noted that Moncrief had offseason surgery for turf toe, but reports out of Indy suggest he'll be ready for training camp. Moncrief figures to have a significant role playing opposite T.Y. Hilton. He has breakout fantasy appeal, especially after flashing upside last season. We rank him as a WR3, but Moncrief certainly has a WR2 ceiling.

TM	IND	IND	IND
G	16	16	16
RECEIVING			
TAR	46	100	116
REC	32	64	75
YDS	444	733	904
TD	3	6	7
YPRR	1.74	1.38	1.56
aDOT	12.2	11.1	11.4
YAC	6.7	4.1	5.0
%DROP	4.3	4.0	4.2
RUSHING			
ATT	4	0	0
YDS	17	0	0
TD	0	0	0

2015 ROUTE DISTRIBUTION  
Snaps 853 Routes 532 Wide 83% Slot 11% Back 2%

**30 DESEAN JACKSON** WAS \$13 AGE 29 BYE 9 2014 2015 PROJ

Not your best option for PPR formats, Jackson has topped 100 targets in just four of his eight seasons as a professional, and he's never had more than 82 receptions in a season. That being said, Jackson does have a lot of upside in standard scoring leagues. He missed seven games last season, but from Weeks 9 to 16, Jackson ranked 17th in fantasy scoring. He did so despite never seeing more than seven targets in a single game. It should come as no surprise that his 16.9 average depth of target ranked eighth in the league. Jackson was targeted 20-plus yards downfield on a whopping 38.6 percent of his targets. Jackson will remain the deep threat in Washington's improved offense. As such, he makes for an upside WR3 in standard scoring formats.

TM	WAS	WAS	WAS
G	15	9	16
RECEIVING			
TAR	87	44	100
REC	56	30	67
YDS	1169	528	1122
TD	6	4	5
YPRR	2.44	2.14	2.29
aDOT	15.1	16.9	15.7
YAC	8.5	5.2	7.3
%DROP	4.6	0.0	2.3
RUSHING			
ATT	4	0	0
YDS	7	0	0
TD	0	0	0

2015 ROUTE DISTRIBUTION  
Snaps 366 Routes 247 Wide 75% Slot 24% Back 0%

JEFF HAYNES/AP IPHOTO

**31 MARVIN JONES** DET \$13 AGE 26 BYE 10 2014 2015 PROJ

Jones has some pretty big shoes to fill, as the veteran signed with a Calvin Johnson-less Lions team over the offseason. Of course, he's not going to simply slide right into Johnson's role in this offense. That said, Jones does have a skillset that is more suited to that role than Golden Tate's game. He has also flashed a serious fantasy ceiling, scoring 10 times in 2013 and finishing as fantasy's No. 20 receiver. Things are looking up in Detroit with Matthew Stafford riffing well with Jim Bob Cooter's offense, so there's certainly upside here. That said, we do expect Jones to see a slightly lower target share than Tate. Still, there is plenty to like about Jones as an upside WR3 fantasy option.

TM	-	CIN	DET
G	-	16	16
RECEIVING			
TAR	-	93	104
REC	-	65	73
YDS	-	816	948
TD	-	4	6
YPRR	-	1.6	1.60
aDOT	-	12.8	11.4
YAC	-	4.6	3.3
%DROP	-	3.2	3.2
RUSHING			
ATT	-	5	4
YDS	-	33	18
TD	-	0	0

2015 ROUTE DISTRIBUTION

Snaps 925 | Routes 511 | Wide 81% | Slot 18% | Back 1%

**32 EMMANUEL SANDERS** DEN \$13 AGE 29 BYE 11 2014 2015 PROJ

Sanders is coming off a solid season where he finished 18th in standard fantasy points and saw the 13th-most targets among wide receivers. He especially excelled as a deep target for the Broncos. He ranked third in the league in deep targets with 37, catching 10 of them for 447 yards and three scores. While Sanders has proven to be a strong fantasy asset over the last two seasons (he finished seventh in fantasy scoring in 2014), the times they are a changing in Denver. The Broncos will open the season with either Mark Sanchez or Paxton Lynch under center. Neither player bodes well for the overall fantasy health of this squad. As such, Sanders' fantasy arrow is pointing down, and we wouldn't trust him as anything more than a WR3.

TM	DEN	DEN	DEN
G	16	15	16
RECEIVING			
TAR	140	131	120
REC	101	76	69
YDS	1409	1135	961
TD	9	6	5
YPRR	2.45	2.1	2.28
aDOT	12.9	14.8	13.8
YAC	3.8	4.8	4.2
%DROP	1.4	4.6	3.0
RUSHING			
ATT	8	3	4
YDS	44	29	24
TD	0	0	0

2015 ROUTE DISTRIBUTION

Snaps 872 | Routes 540 | Wide 73% | Slot 21% | Back 0%

**33 DEVANTE PARKER** MIA \$13 AGE 23 BYE 8 2014 2015 PROJ

The former first-rounder played just eight games in his rookie season, but he made quite the impression down the stretch. From Week 12 on, Parker found the end zone three times and ranked 20th among wide receivers in standard fantasy points. Over that span, his 1.97 yards per route run was higher than John Brown, T.Y. Hilton and Eric Decker, and his 16.6-yard average depth of target ranked 12th. Adam Gase taking over as the Dolphins' head coach bodes well for the overall productivity of the Miami offense. We expect Parker's role to increase in 2016, especially in the red zone. With prototype size and speed for a No. 1 wide receiver, Parker is oozing with fantasy upside. There are a lot of mouths to feed in Miami, but Parker's ceiling makes him an appealing WR3.

TM	-	MIA	MIA
G	-	14	16
RECEIVING			
TAR	-	44	106
REC	-	26	62
YDS	-	494	923
TD	-	3	5
YPRR	-	1.68	1.68
aDOT	-	15.8	13.4
YAC	-	3.9	2.9
%DROP	-	9.1	9.1
RUSHING			
ATT	-	0	0
YDS	-	0	0
TD	-	0	0

2015 ROUTE DISTRIBUTION

Snaps 479 | Routes 294 | Wide 88% | Slot 12% | Back 0%

**34 MICHAEL CRABTREE** OAK \$12 AGE 28 BYE 10 2014 2015 PROJ

Written off for dead in fantasy circles, Crabtree revived his career last season in Oakland and finished as fantasy's No. 20 wide receiver. Interestingly, it was Crabtree and not Amari Cooper who functioned as the Raiders' primary red zone receiver. He also saw 24 deep ball targets, which was seven more than Cooper. On those targets, Crabtree scored five of his nine touchdowns. Little has changed on the offensive side of the ball in Oakland this offseason, and Crabtree still projects to start opposite Cooper. We do expect Cooper to take a step forward in his second year, but there still should be plenty of targets for Crabtree. That said, it may be a bit lofty to expect him to repeat as a WR2. We prefer him in the WR3 range.

TM	SF	OAK	OAK
G	16	16	16
RECEIVING			
TAR	102	143	131
REC	68	85	77
YDS	698	922	914
TD	4	9	7
YPRR	1.47	1.63	1.55
aDOT	9.0	10.3	9.8
YAC	3.9	3.3	3.6
%DROP	9.8	5.6	7.7
RUSHING			
ATT	1	0	0
YDS	4	0	0
TD	0	0	0

2015 ROUTE DISTRIBUTION

Snaps 839 | Routes 566 | Wide 69% | Slot 30% | Back 1%

**35 COREY COLEMAN** CLV \$12 AGE 22 BYE 12 2014 2015 PROJ

The sky is the limit for this kid who enters the league as the first wide receiver selected in April's draft. Coleman stands just 5-10, but he posted a massive 40.5-inch vertical at the combine. He also ran a blazing 4.37 40 at his pro day. His 20 touchdowns were certainly padded a bit by Baylor's high-powered offense, but Coleman has impressive big play ability. He racked up 29 missed tackles and averaged 6.8 yards after catch on 138 catches over the last two years. Only Josh Doctson posted a higher yards per route run than Coleman's 3.97 last season. With essentially no one else on the Browns' paper thin depth chart, we expect Coleman to see the lion's share of targets. Even with suspect quarterback play, that should translate into WR3-plus fantasy value.

TM	-	-	CLV
G	-	-	16
RECEIVING			
TAR	-	-	108
REC	-	-	65
YDS	-	-	938
TD	-	-	5
YPRR	-	-	3.75
aDOT	-	-	10.8
YAC	-	-	7.0
%DROP	-	-	5.5
RUSHING			
ATT	-	-	4
YDS	-	-	28
TD	-	-	0

2015 ROUTE DISTRIBUTION

Snaps - | Routes - | Wide - | Slot - | Back -



**36 ALLEN HURNS** JAX \$11 AGE 24 BYE 5 2014 2015 PROJ

Few expected much out of Hurns as an undrafted free agent, but he worked his way into a starting role as a rookie. He then took a big step forward last season, topping 1,000 yards and double-digit touchdowns on his way to a 14th-place fantasy finish. For his efforts, Hurns was rewarded with a big contract extension this offseason. While his role as a starter opposite Allen Robinson is solidified, it isn't clear if he can repeat last season's productivity. We're inclined to expect some regression, as the Jags have upgraded on the defensive side of the ball and are less likely to be play from behind as much. Hurns still has plenty of upside, but volume isn't likely to be as much in his favor. As such, we prefer Hurns as a WR3 option.

TM	JAX	JAX	JAX
G	16	15	16
RECEIVING			
TAR	91	99	91
REC	51	64	58
YDS	677	1030	820
TD	6	10	5
YPRR	1.31	1.78	1.55
aDOT	11.3	12.9	12.1
YAC	3.9	5.4	4.7
%DROP	7.7	3.0	5.4
RUSHING			
ATT	0	0	0
YDS	0	0	0
TD	0	0	0

2015 ROUTE DISTRIBUTION

Snaps 878 | Routes 579 | Wide 62% | Slot 36% | Back 1%

**37 JORDAN MATTHEWS** PHI \$11 AGE 24 BYE 4 2014 2015 PROJ

The hype train was out of control for Matthews at this time last season. His ADP ultimately settled out in the mid-third round as the 11th receiver off the board. While he ultimately finished as fantasy's No. 19 receiver, a lot of his scoring was back-loaded over the last three games of the season when he found the end zone four times. Excluding those three games, Matthews ranked 38th among receivers in fantasy scoring. Matthews played almost exclusively out of the slot in Chip Kelly's offense. The new regime has experimented with him outside in OTAs, but reports suggest the coaching staff isn't sold on Matthews as a fit outside. He's a WR3 for now, but his value is dependent on him winning the job on the outside. If he doesn't, his snap count will take a serious hit.

TM	PHI	PHI	PHI
G	16	16	16
RECEIVING			
TAR	98	120	115
REC	67	85	81
YDS	876	997	975
TD	8	8	6
YPRR	1.81	1.73	1.77
aDOT	9.4	9.1	9.2
YAC	6	5.1	5.5
%DROP	5.1	7.5	6.3
RUSHING			
ATT	0	0	0
YDS	0	0	0
TD	0	0	0

2015 ROUTE DISTRIBUTION

Snaps 950 | Routes 575 | Wide 11% | Slot 88% | Back 1%

NICK WASS/AP PHOTO

**38 LAQUON TREADWELL** MIN \$10 AGE 21 BYE 6 2014 2015 PROJ

While Treadwell wasn't the first receiver picked in this year's draft, he may just be the best. He enters the league with prototype size at 6-2, 210 pounds, but posted below-average numbers in the vertical and broad jumps at the combine. However, this poor testing could have been the lingering effects of a leg injury he suffered in late 2014. Despite his lack of perceived speed, he forced 17 missed tackles, which ranked fourth among draft-eligible receivers. In terms of landing spot, the Vikings are fairly ideal. He immediately slots in as the top receiver on the depth chart and his skill in the short and intermediate areas of the field really meshes well with Teddy Bridgewater's game. Treadwell should threaten for WR3 status in his rookie year.

TM	-	-	MIN
G	-	-	16
RECEIVING			
TAR	-	-	97
REC	-	-	60
YDS	-	-	811
TD	-	-	6
YPRR	-	-	3.25
aDOT	-	-	10.5
YAC	-	-	6.3
%DROP	-	-	5.5
RUSHING			
ATT	-	-	0
YDS	-	-	0
TD	-	-	0

2015 ROUTE DISTRIBUTION

Snaps - Routes - Wide - Slot - Back -

**39 STEFON DIGGS** MIN \$10 AGE 22 BYE 6 2014 2015 PROJ

Diggs was a hot fantasy commodity for a stretch last season. He didn't suit up until Week 4, but Diggs got off to a quick start with six catches on 10 targets for 87 yards in his first game. He racked up 419 yards and two scores over his first four games. Diggs ranked 10th among wide receivers in fantasy scoring over that stretch. However, he cooled off significantly from there, failing to go over 100 yards and only posting one top-10 fantasy week (when he scored twice against the Bears in Week 15) over the remainder of the season. The Vikings now have a viable No. 1 receiving option in Laquon Treadwell, which puts Diggs in more of a complimentary role where he's best viewed as a WR4.

TM	-	MIN	MIN
G	-	13	16
RECEIVING			
TAR	-	77	97
REC	-	52	65
YDS	-	720	816
TD	-	4	6
YPRR	-	1.81	1.81
aDOT	-	11.3	10.5
YAC	-	5.8	3.9
%DROP	-	2.6	2.6
RUSHING			
ATT	-	3	4
YDS	-	13	18
TD	-	0	0

2015 ROUTE DISTRIBUTION

Snaps 665 Routes 398 Wide 86% Slot 13% Back 0%

**40 TORREY SMITH** SF \$9 AGE 27 BYE 8 2014 2015 PROJ

A popular sleeper pick this year, Smith is in a great situation to produce in Chip Kelly's up-tempo offense. That certainly wasn't the case last year, as he posted abysmal numbers in the 49ers' lackluster offense, finishing as fantasy's No. 49 receiver. To his credit, Smith ranked fifth among wide receivers with 6.8 yards after catch per reception, and was the only qualifying receiver to average more than 20 yards per reception. Interestingly, he forced just one missed tackle as a runner. Smith only saw 16 deep targets, but that was 28.6 percent of his total targets. Even with the 49ers' shaky quarterback situation, we expect Smith's target volume to take a healthy jump this season. With his upside, Smith makes for an ideal WR4 who has the potential to get you much more.

TM	BLT	SF	SF
G	16	16	16
RECEIVING			
TAR	89	56	101
REC	49	33	59
YDS	767	663	822
TD	11	4	4
YPRR	1.65	1.3	1.48
aDOT	15.5	14.6	15.2
YAC	3.5	6.8	4.8
%DROP	12.4	8.9	10.6
RUSHING			
ATT	0	0	0
YDS	0	0	0
TD	0	0	0

2015 ROUTE DISTRIBUTION

Snaps 796 Routes 509 Wide 92% Slot 8% Back 0%



NAM Y. HUH/AP PHOTO

**41 KEVIN WHITE** CHI \$9 AGE 23 BYE 9 2014 2015 PROJ

There's a lot we don't know about White at this point in his career after he missed all of his rookie season with a stress fracture in his shin. However, what we do know is that he's big (6-3, 215) and very fast (sub-4.4 40 time at the Combine). There were plenty of questions about how White would transition from West Virginia's spread system, but the good news is that he's had a full year to learn the Bears' offense, and reports out of Chicago say White has been spending a lot of time with Jay Cutler. Of course, White will still play second fiddle to Alshon Jeffery in this offense, but there are plenty of targets to go around with Martellus Bennett and Matt Forte out of the mix. We love White as a WR4 with massive upside.

TM	-	-	CHI
G	-	-	16
RECEIVING			
TAR	-	-	95
REC	-	-	59
YDS	-	-	871
TD	-	-	5
YPRR	-	-	3.49
aDOT	-	-	11.4
YAC	-	-	6.7
%DROP	-	-	5.5
RUSHING			
ATT	-	-	0
YDS	-	-	0
TD	-	-	0

2015 ROUTE DISTRIBUTION

Snaps - Routes - Wide - Slot - Back -

**42 MARKUS WHEATON** PIT \$8 AGE 25 BYE 8 2014 2015 PROJ

Wheaton was on track to be an afterthought this season, but then Martavis Bryant was handed a one-year suspension after failing six drug tests. Now Wheaton is thrust into the No. 2 role for the Steelers. The good news is that we actually saw Wheaton in this role for the first five weeks of last season. The bad news is that Wheaton managed just 228 yards and one score over that stretch. Of course, he did flash a massive ceiling with his 200-yard outburst against the Seahawks in Week 12. But this performance was in part the byproduct of Seattle game planning for Bryant and Antonio Brown. Wheaton's shaky track record makes him tough to trust as anything more than a WR4.

TM	PIT	PIT	PIT
G	16	16	16
RECEIVING			
TAR	83	76	103
REC	53	44	59
YDS	654	749	846
TD	2	5	6
YPRR	1.35	1.61	1.48
aDOT	13.3	15.4	14.3
YAC	2.9	3.8	3.3
%DROP	2.4	5.3	3.8
RUSHING			
ATT	4	0	4
YDS	19	0	26
TD	0	0	0

2015 ROUTE DISTRIBUTION

Snaps 715 Routes 465 Wide 31% Slot 63% Back 1%

**43 DORIAL GREEN-BECKHAM** TEN \$7 AGE 23 BYE 12 2014 2015 PROJ

With size you can't teach, Green-Beckham entered the league as a very raw prospect after a checkered college career. While he did score in Weeks 2 and 3, Green-Beckham got off to a relatively slow start last season. However, he really picked things up down the stretch with two 100-yard performances in the last five weeks of the season. The Titans renewed commitment to the run game should help set things up for the pass. With Marcus Mariota poised to take a step forward in his second professional season, Green-Beckham could be on the verge of a breakout. We love his upside, and recommend Green-Beckham as a mid-round WR4 selection who has the potential to outplay his ADP.

TM	-	TEN	TEN
G	-	16	16
RECEIVING			
TAR	-	63	93
REC	-	32	47
YDS	-	549	719
TD	-	4	5
YPRR	-	1.35	1.35
aDOT	-	14.1	9.6
YAC	-	4.6	11.1
%DROP	-	4.8	4.8
RUSHING			
ATT	-	0	0
YDS	-	0	0
TD	-	0	0

2015 ROUTE DISTRIBUTION

Snaps 585 Routes 406 Wide 87% Slot 10% Back 1%

**44 STEVE L. SMITH** BLT \$7 AGE 37 BYE 8 2014 2015 PROJ

One of the best receivers in the game over the last decade, Smith is coming off a devastating Achilles injury and is entering his age-37 season. Despite his age, Smith was extremely productive before the injury last season. He tied with Sammy Watkins for the fourth-most fantasy points per opportunity in PPR scoring, and only Julio Jones had a higher yards per route run (2.90). He also was one of just eight wide receivers to grade out as a blue-level elite player last season. His play was remarkable, but Father Time has a way of catching up with everyone. Smith's injury, his age, and the Ravens' improved depth chart with the addition of Mike Wallace makes us reluctant to trust Smith as anything more than a WR4.

TM	BLT	BLT	BLT
G	16	7	16
RECEIVING			
TAR	130	70	96
REC	79	46	62
YDS	1068	670	846
TD	6	3	5
YPRR	2.16	2.9	2.53
aDOT	11.3	10.7	11.1
YAC	4.7	5.7	5.1
%DROP	6.2	5.7	5.9
RUSHING			
ATT	0	0	0
YDS	0	0	0
TD	0	0	0

2015 ROUTE DISTRIBUTION

Snaps 352 Routes 231 Wide 63% Slot 34% Back 1%

**45 TYLER LOCKETT** SEA \$7 AGE 23 BYE 5 2014 2015 PROJ

A CFF favorite from last year, Lockett displayed explosive upside both as a receiver and as a returner in his rookie season. He was especially effective down the stretch, catching five touchdown passes in the final seven games of the season. While there's certainly a lot to like about Lockett, his fantasy prospects are somewhat limited. Despite their second-half outburst, they're still a run-heavy offense that isn't likely to support much production out of the wide receiver position. Target volume also isn't likely to be in Lockett's favor. Last season, he never saw more than seven targets in a game. Lockett's upside is appealing, but it's tough to trust him as anything more than a WR4.

TM	-	SEA	SEA
G	-	16	16
RECEIVING			
TAR	-	67	80
REC	-	51	60
YDS	-	664	732
TD	-	6	5
YPRR	-	1.57	1.57
aDOT	-	13.6	11.4
YAC	-	5.1	1.7
%DROP	-	4.5	4.5
RUSHING			
ATT	-	5	0
YDS	-	20	0
TD	-	0	0

2015 ROUTE DISTRIBUTION

Snaps 681 Routes 424 Wide 57% Slot 23% Back 1%

**46 WILLIE SNEAD** NO \$6 AGE 23 BYE 5 2014 2015 PROJ

At this time last year, we would have been hard pressed to find anyone who had Snead on their fantasy radar. However, the former undrafted free agent out of Ball State flashed in the preseason and worked his way into a prominent role in the Saints offense. Improbably, Snead finished as a top-36 fantasy receiver, and he did so thanks in part to catching a position-high 64.3 percent of deep targets. While his production was certainly impressive, the Saints bolstered their offense with the additions of Coby Fleener and Michael Thomas. As such, Snead's target share should take a hit. With his fantasy upside capped, we wouldn't trust Snead as anything more than a mid-range WR4.

TM	-	NO	NO
G	-	15	16
RECEIVING			
TAR	-	95	102
REC	-	69	72
YDS	-	984	904
TD	-	3	6
YPRR	-	1.93	1.93
aDOT	-	10.9	11.1
YAC	-	4.9	2.7
%DROP	-	4.2	4.2
RUSHING			
ATT	-	0	0
YDS	-	0	0
TD	-	0	0

2015 ROUTE DISTRIBUTION  
Snaps 797 | Routes 510 | Wide 62% | Slot 29% | Back 0%

**47 TRAVIS BENJAMIN** SD \$5 AGE 26 BYE 11 2014 2015 PROJ

Despite poor quarterback play, Benjamin managed a top-30 fantasy season on the Browns' wafer-thin depth chart. More importantly, he showed that he was more than just a deep threat receiver, racking up double-digit targets seven times on the season. Benjamin signed with the Chargers in the offseason, and isn't likely to see that sort of volume this season with Keenan Allen back and healthy. Still, he gets to play with one of this generation's best quarterbacks in and offense that was one of the league's most pass heavy last season. Benjamin slots in as a field-stretching No. 2 for the Chargers. While there's certainly appeal here, his week-to-week volatility keeps Benjamin among the WR4s.

TM	CLV	CLV	SD
G	16	16	16
RECEIVING			
TAR	46	116	96
REC	18	68	56
YDS	314	966	771
TD	3	5	5
YPRR	1.65	1.65	1.65
aDOT	19.3	12.6	14.5
YAC	2.3	4.8	4.3
%DROP	10.9	5.2	8.0
RUSHING			
ATT	3	4	0
YDS	11	12	0
TD	0	0	0

2015 ROUTE DISTRIBUTION  
Snaps 875 | Routes 587 | Wide 83% | Slot 10% | Back 0%

**48 TAVON AUSTIN** LA \$5 AGE 25 BYE 8 2014 2015 PROJ

For all of the fantasy love Austin has received, it's important to note that this is a player who didn't even crack 500 receiving yards last season. He did finish sixth in yards after catch per reception (6.6), but Austin wasn't a deep threat with just 13 targets over 20 yards down field. Perhaps more importantly, the Rams will be relying on a rookie signal caller to run their offense in 2016. That isn't good for Austin's fantasy outlook. Sure, he'll still be used on gadget plays, and his upside is massive. But for fantasy purposes, Austin is a rollercoaster ride that will likely be very unpredictable in 2016.

TM	SL	SL	LA
G	15	16	16
RECEIVING			
TAR	44	81	89
REC	32	52	57
YDS	239	473	513
TD	0	5	4
YPRR	0.73	1.14	0.94
aDOT	3.8	7.8	6.4
YAC	5.4	6.6	6.1
%DROP	6.8	4.9	5.9
RUSHING			
ATT	36	52	33
YDS	224	434	179
TD	2	4	1

2015 ROUTE DISTRIBUTION  
Snaps 762 | Routes 415 | Wide 64% | Slot 20% | Back 4%

**49 STERLING SHEPARD** NYG \$5 AGE 23 BYE 8 2014 2015 PROJ

Shepard graded out as the No. 1 receiver in college football last season. He's a strong route runner who lined up in the slot on 71 percent of his routes in 2015. Sheppard racked up 85 catches for 1266 yards and 11 scores in 2015, posting the second-highest yards per route run (3.17) out of the slot. He lacks size (5-10, 195), but he's a shifty and fast (4.48 40 time) receiver who has the ability to track the ball downfield. He caught all 10 catchable deep balls last season, scoring on four of those receptions. In New York, Shepard will play a complimentary role to Odell Beckham, but his dynamic ability in the Giants' three-wide heavy offense bodes well for fantasy production.

TM	-	-	NYG
G	-	-	16
RECEIVING			
TAR	-	-	104
REC	-	-	63
YDS	-	-	871
TD	-	-	6
YPRR	-	-	3.48
aDOT	-	-	10.5
YAC	-	-	6.6
%DROP	-	-	5.5
RUSHING			
ATT	-	-	0
YDS	-	-	0
TD	-	-	0

2015 ROUTE DISTRIBUTION  
Snaps - | Routes - | Wide - | Slot - | Back -

**50 BRESHAD PERRIMAN** BLT \$3 AGE 22 BYE 8 2014 2015 PROJ

One of the many injured wide receivers from last year's rookie class, Perriman didn't play a single snap in 2015. A torn PCL sidelined him for the entire year, and to make matters worse, he suffered a partially-torn ACL in the offseason. The good news is that the injury appears to be mild, and he's expected to be ready for camp. There's still a lot of mystery about the former first-rounder, but what we do know is that he has good size (6-2, 218) and he's one of the fastest receivers to enter the league in recent memory (sub-4.3 40 time at his pro day). Perriman is certainly a wild card, but his fantasy upside and potential role in the offense gives him big appeal as a WR4.

TM	-	-	BLT
G	-	-	16
RECEIVING			
TAR	-	-	79
REC	-	-	48
YDS	-	-	757
TD	-	-	4
YPRR	-	-	3.03
aDOT	-	-	12.0
YAC	-	-	7.7
%DROP	-	-	5.5
RUSHING			
ATT	-	-	0
YDS	-	-	0
TD	-	-	0

2015 ROUTE DISTRIBUTION  
Snaps - | Routes - | Wide - | Slot - | Back -

**51 PHILLIP DORSETT** IND \$3 AGE 23 BYE 10 2014 2015 PROJ

The former first-rounder was a general disappointment in his rookie season, but to be fair, we're in an era where receivers are expected to immediately produce. For some, it takes a little more time. He saw just 36 targets as the fourth option in the Colts receiving game last year. With Andre Johnson no longer on the roster, Dorsett is expected to assume his role in the offense and see more snaps. With his speed (4.33 40 time), Dorsett has the ability to stretch the field and could be potentially explosive after the catch. Still, his fantasy profile is somewhat volatile as the third receiver in the Colts' pecking order. He's a player to keep on your DFS radar.

TM	-	IND	IND
G	-	11	16
RECEIVING			
TAR	-	36	94
REC	-	18	48
YDS	-	225	807
TD	-	1	5
YPRR	-	1.52	1.52
aDOT	-	13.3	10.7
YAC	-	3.4	12.3
%DROP	-	2.8	2.8
RUSHING			
ATT	-	3	3
YDS	-	17	16
TD	-	0	0

2015 ROUTE DISTRIBUTION  
Snaps 215 | Routes 148 | Wide 52% | Slot 37% | Back 3%

**52 VINCENT JACKSON** TB \$3 AGE 33 BYE 6 2014 2015 PROJ

Ravens' tight end rankings are likely to be all over the place this year with so many horses in the stable. But we're placing our wager on Williams to be the best fantasy option. Sure, Ben Watson was a top-10 fantasy option last year, but much of that production can be attributed to the New Orleans offense. Williams struggled in his rookie year, but the former second-rounder came on down the stretch and saw 10 targets in Week 17. With his athleticism, Williams is a sneaky deep tight end who is poised to break out.

TM	TB	TB	TB
G	16	10	16
RECEIVING			
TAR	138	57	83
REC	70	33	48
YDS	1002	543	741
TD	2	3	4
YPRR	1.72	1.9	1.81
aDOT	15.3	13.9	14.9
YAC	2.3	3.5	2.7
%DROP	5.1	1.8	3.4
RUSHING			
ATT	0	0	0
YDS	0	0	0
TD	0	0	0

2015 ROUTE DISTRIBUTION  
Snaps 542 | Routes 286 | Wide 71% | Slot 29% | Back 0%



ANDY LYONS/GETTY IMAGES



**53 MICHAEL A. THOMAS** NO \$3 AGE 22 BYE 5 2014 2015 PROJ

The Saints filled a need at wide receiver, selecting Thomas in the second round of April's draft. Thomas has prototype No. 1 wide receiver size (6-3, 212), and he displayed big-play ability with 705 yards coming on receptions traveling at least 20 yards in the air. He lined up mainly on the outside and dropped just five of 115 catchable balls over the last two years. Strong after the catch, Thomas forced a missed tackle on 23.2 percent of his catches in 2015. He isn't a burner (4.57 40 time), but has good strength (18 bench reps). Thomas will likely fill the big slot role once occupied by Marques Colston. He has fantasy appeal in the Saints' pass-heavy offense.

TM	-	-	NO
G	-	-	16
RECEIVING			
TAR	-	-	90
REC	-	-	54
YDS	-	-	677
TD	-	-	5
YPRR	-	-	2.71
aDOT	-	-	9.4
YAC	-	-	6.1
%DROP	-	-	5.5
RUSHING			
ATT	-	-	0
YDS	-	-	0
TD	-	-	0

2015 ROUTE DISTRIBUTION

Snaps - Routes - Wide - Slot - Back -

**54 JOSH DOCTSON** WAS \$3 AGE 23 BYE 9 2014 2015 PROJ

One of the top wide receivers in this year's class, Doctson doesn't have blazing speed (4.50 at the combine). However, he did display explosion with the top vertical jump (41-inch) and second longest broad jump (10'11"). He isn't massive, but has decent size at 6-2, 202. Doctson had a slight hands issue last season six drops on 84 catchable balls, but he was also one of the most productive receivers on a per route basis, averaging 4.07 yards per route run. Washington has plenty of mouths to feed in the passing game, so Doctson isn't likely to see heavy target volume. But his upside is worth a look in the late rounds of fantasy drafts.

TM	-	-	WAS
G	-	-	16
RECEIVING			
TAR	-	-	83
REC	-	-	51
YDS	-	-	723
TD	-	-	4
YPRR	-	-	2.89
aDOT	-	-	10.9
YAC	-	-	6.8
%DROP	-	-	5.5
RUSHING			
ATT	-	-	0
YDS	-	-	0
TD	-	-	0

2015 ROUTE DISTRIBUTION

Snaps - Routes - Wide - Slot - Back -

**55 MOHAMED SANU** ATL \$3 AGE 27 BYE 11 2014 2015 PROJ

Atlanta attempted to remedy their star-and-scrubs wide receiver corps with the offseason signing of Sanu. While he isn't close to what we'd call a star, Sanu is an upgrade on what the Falcons had last year. He's flashed at times with the Bengals, and proved to be a relatively solid receiving option out of the slot. Last season, he tied for eighth in yards after catch per reception (6.3), but ranked just 81st in yards per route run (0.98). However, he wasn't heavily targeted and has only seen double-digit targets once in his career. Sanu gets the benefit of playing opposite Julio Jones as the Falcons' No. 2 receiver, but his low ceiling makes him a less than desirable fantasy option.

TM	CIN	CIN	ATL
G	16	16	16
RECEIVING			
TAR	97	48	91
REC	56	33	62
YDS	790	394	694
TD	5	0	5
YPRR	1.5	0.98	1.24
aDOT	11.0	8	10.0
YAC	6	6.3	6.1
%DROP	14.4	2.1	8.3
RUSHING			
ATT	7	9	4
YDS	51	63	19
TD	0	2	0

2015 ROUTE DISTRIBUTION

Snaps 661 | Routes 404 | Wide 15% | Slot 81% | Back 1%

**58 MIKE WALLACE** BLT \$1 AGE 30 BYE 8 2014 2015 PROJ

Remember when Mike Wallace was a fantasy-relevant receiver? It actually wasn't long ago that he finished fifth in standard scoring in 2010, and ninth in 2011. He was even a top 25 receiver from 2012-2014. But then he signed with the Vikings and finished 74th in fantasy scoring. To be fair, Wallace's skill set doesn't mesh well with Teddy Bridgewater. He's a much better fit for Joe Flacco's big arm in Baltimore. The question is whether Wallace can secure a significant role in the offense. We anticipate that will happen, but our expectations remain somewhat low for the veteran receiver. That said, he has enough upside to warrant a late-round flier.

TM	MIA	MIN	BLT
G	16	16	16
RECEIVING			
TAR	108	68	107
REC	67	39	61
YDS	862	473	935
TD	10	2	5
YPRR	1.72	1.02	1.37
aDOT	14.8	11.8	13.6
YAC	3.3	4.5	3.7
%DROP	3.7	5.9	4.8
RUSHING			
ATT	4	1	0
YDS	17	6	0
TD	0	0	0

2015 ROUTE DISTRIBUTION

Snaps 763 | Routes 463 | Wide 61% | Slot 38% | Back 1%

**56 KENDALL WRIGHT** TEN \$2 AGE 26 BYE 12 2014 2015 PROJ

Wright entered the league with a lot of hype as a former first-rounder out of Baylor, but he's yet to make a big impact in his pro career. He did top 1,000 yards in 2013, though his inability to find the end zone (just two touchdowns) led to a 31st-place fantasy finish. Injuries and a tendency to freelance on his routes have also negatively impacted Wright over the last two seasons. With Dorial Green-Beckham emerging as the top receiving option and competition from Rishard Matthews and rookie Tajae Sharpe, Wright's fantasy arrow is pointing in the wrong direction.

TM	TEN	TEN	TEN
G	14	10	16
RECEIVING			
TAR	86	59	88
REC	57	36	53
YDS	715	408	618
TD	6	3	5
YPRR	1.57	1.52	1.55
aDOT	9.3	13.4	11.0
YAC	6.6	4.3	5.7
%DROP	1.2	5.1	3.1
RUSHING			
ATT	4	5	4
YDS	54	17	17
TD	0	0	0

2015 ROUTE DISTRIBUTION

Snaps 420 | Routes 269 | Wide 42% | Slot 57% | Back 1%

**59 NELSON AGHOLOR** PHI \$0 AGE 23 BYE 4 2014 2015 PROJ

A popular breakout candidate in fantasy circles last year, Agholor ended up as the 25th wide receiver taken in 2015 fantasy drafts. That was obviously a bit ambitious, as he ended up finishing 101st in fantasy scoring with 0.08 standard fantasy points per opportunity, which was among the lowest in the league last season. However, it's a new day in Philadelphia with Doug Pederson taking the reins and bringing in a West Coast system. With news that Jordan Matthews is struggling on the outside, Agholor could be in store for a nice target boost in Year 2. He's a prime example of a post-hype sleeper.

TM	-	PHI	PHI
G	-	13	16
RECEIVING			
TAR	-	43	87
REC	-	23	47
YDS	-	279	561
TD	-	1	4
YPRR	-	0.69	0.69
aDOT	-	11.5	8.0
YAC	-	4.1	7.7
%DROP	-	9.3	9.3
RUSHING			
ATT	-	0	0
YDS	-	0	0
TD	-	0	0

2015 ROUTE DISTRIBUTION

Snaps 687 | Routes 404 | Wide 80% | Slot 20% | Back 0%

**57 WILL FULLER** HST \$2 AGE 22 BYE 9 2014 2015 PROJ

One of the fastest players in this year's draft, Fuller blazed a 4.32 40-yard dash at the combine. His hands can be an issue at times, as he dropped 10-of-101 targets in 2015. But he racked up 708 yards on deep passes and caught 58.6 percent of balls traveling at 20 yards in the air (fifth in the nation). Fuller is just one of many upgrades the Texans made on the offensive side of the ball this offseason. On this improved unit, Fuller's speed will be an asset. However, for fantasy purposes, he doesn't project as a high-volume receiving option. That means the potential for a lot of week-to-week volatility.

TM	-	-	HST
G	-	-	16
RECEIVING			
TAR	-	-	83
REC	-	-	51
YDS	-	-	773
TD	-	-	4
YPRR	-	-	3.09
aDOT	-	-	11.6
YAC	-	-	6.9
%DROP	-	-	5.5
RUSHING			
ATT	-	-	4
YDS	-	-	27
TD	-	-	0

2015 ROUTE DISTRIBUTION

Snaps - Routes - Wide - Slot - Back -

**60 PIERRE GARCON** WAS \$0 AGE 30 BYE 9 2014 2015 PROJ

Garcon had the quintessential example of a high floor, low ceiling season in 2015. He finished the year as a top-36 wide receiver, and did so without recording a single 100-yard receiving game. Washington's offense is certainly moving in the right direction, but it may just be at Garcon's expense. Jordan Reed will continue to see a heavy target share in 2016, and DeSean Jackson remains the deep threat. Washington also selected Josh Doctson in April's draft. Doctson is a high upside player who will certainly threaten for reps. The situation plus Garcon's limited upside are enough reason to stay away from him in fantasy drafts.

TM	WAS	WAS	WAS
G	16	16	16
RECEIVING			
TAR	99	108	89
REC	68	77	59
YDS	752	722	621
TD	3	6	4
YPRR	1.37	1.54	1.46
aDOT	10.2	10.7	10.5
YAC	5.2	2.5	3.8
%DROP	2.0	4.6	3.3
RUSHING			
ATT	0	0	0
YDS	0	0	0
TD	0	0	0

2015 ROUTE DISTRIBUTION

Snaps 829 | Routes 504 | Wide 84% | Slot 16% | Back 0%

MATT LUDTKE/AP PHOTO

**61 TERRANCE WILLIAMS DAL \$0 AGE 26 BYE 7 2014 2015 PROJ**

Like the rest of the Cowboys (sans Darren McFadden), Williams struggled to produce in 2015, managing a 43rd-place finish among wide receivers in standard scoring. He didn't fare much better in 2014 (38th), but did post an impressive eight touchdowns on just 37 catches. Williams certainly still has weekly upside, but he's far down the Cowboys target pecking order with Dez Bryant, Jason Witten, and Ezekiel Elliott all ahead of him. As such, Williams is more of a DFS differentiation play than someone you want on your season-long roster.

TM	DAL	DAL	DAL
G	16	16	16
RECEIVING			
TAR	62	91	75
REC	37	52	43
YDS	621	840	608
TD	8	3	5
YPRR	1.35	1.65	1.50
aDOT	16.8	14.2	15.3
YAC	2.7	5.3	4.2
%DROP	3.2	5.5	4.4
RUSHING			
ATT	0	0	0
YDS	0	0	0
TD	0	0	0

2015 ROUTE DISTRIBUTION

Snaps 809 | Routes 510 | Wide 87% | Slot 12% | Back 0%

**62 DEVIN FUNCHESS CAR \$0 AGE 22 BYE 7 2014 2015 PROJ**

Some viewed Funchess as a potential twin tower along with Kelvin Benjamin in the Panthers' wide receiver corps. Well, that didn't happen as Benjamin tore his ACL in the preseason, and Funchess struggled for much of his rookie year. Through the first 10 weeks of the season, he played a minimal role and saw just 25 targets. His snaps increased down the stretch, but Funchess' only 100-yard game came in Week 17. While he's trending in the right direction, Funchess will need to take a big leap forward to be fantasy relevant outside of deep leagues this season.

TM	CAR	CAR	CAR
G	-	16	16
RECEIVING			
TAR	-	61	71
REC	-	31	36
YDS	-	473	521
TD	-	5	5
YPRR	-	2.03	2.03
aDOT	-	14	9.2
YAC	-	3.5	10.8
%DROP	-	13.1	13.1
RUSHING			
ATT	-	0	0
YDS	-	0	0
TD	-	0	0

2015 ROUTE DISTRIBUTION

Snaps 506 | Routes 233 | Wide 84% | Slot 12% | Back 3%

**63 RISHARD MATTHEWS TEN \$0 AGE 26 BYE 12 2014 2015 PROJ**

Signing with the Titans in the offseason, Matthews was sneaky productive with the Dolphins last year. Over the first eight weeks of the season, he racked up 500 yards and four scores on 33 catches and sat tied with Amari Cooper for 21st among wide receivers in standard fantasy scoring. Slated to play the "Z" receiver, Matthews has modest fantasy appeal in Tennessee. However, his upside is somewhat capped with the Titans figuring to be a very run-heavy offense this season.

TM	MIA	MIA	TEN
G	14	11	16
RECEIVING			
TAR	21	59	69
REC	12	43	49
YDS	138	662	657
TD	2	4	3
YPRR	1.29	2.08	1.69
aDOT	13.0	11	11.5
YAC	3.9	5.7	5.3
%DROP	9.5	10.2	9.8
RUSHING			
ATT	1	1	0
YDS	3	4	0
TD	0	0	0

2015 ROUTE DISTRIBUTION

Snaps 533 | Routes 318 | Wide 72% | Slot 18% | Back 1%

**64 KENNY BRITT LA \$0 AGE 27 BYE 8 2014 2015 PROJ**

Flashback to a brisk Sunday afternoon in late October of 2010 when a young Britt went off for 225 yards and three scores on seven catches against the Kevin Kolb-led Philadelphia Eagles. And that was the last we heard from Britt. Not really, but it's pretty close to the truth. At this point, Britt has become just a guy, and that's made worse playing in Jeff Fisher's run-heavy, low-tempo offense. Oh, and the Rams also have a rookie quarterback under center. Save Britt for your DFS GPP lineups this year.

TM	SL	SL	LA
G	16	16	16
RECEIVING			
TAR	81	70	85
REC	48	36	43
YDS	748	681	624
TD	3	3	4
YPRR	1.6	1.86	1.73
aDOT	16.9	17.5	17.2
YAC	3.5	3.2	3.4
%DROP	3.7	7.1	5.4
RUSHING			
ATT	2	0	0
YDS	14	0	0
TD	0	0	0

2015 ROUTE DISTRIBUTION

Snaps 659 | Routes 367 | Wide 92% | Slot 7% | Back 0%

**65 TYLER BOYD CIN \$0 AGE 21 BYE 9 2014 2015 PROJ**

With Mohamed Sanu and Marvin Jones jumping ship in the offseason, the Bengals addressed their dearth of wide receivers with the second-round selection of Boyd. He posted prolific numbers at Pitt with 3,361 yards on 254 catches. Boyd also displayed versatility, running 54 percent of his routes on the outside and 38 percent in the slot. He racked up at least one catch out of 13 different types of routes in 2015. Unfortunately, his big play ability is limited, posting just 10 yards per catch and a long of 51 yards. He also lacks breakout speed (4.58 40 time), and forced just six missed tackles on 94 catches. Still, Boyd should have an immediate role in the Bengals offense and offers the potential for deep PPR value.

TM	CIN	CIN	CIN
G	-	-	16
RECEIVING			
TAR	-	-	77
REC	-	-	47
YDS	-	-	614
TD	-	-	5
YPRR	-	-	2.46
aDOT	-	-	9.9
YAC	-	-	6.0
%DROP	-	-	5.5
RUSHING			
ATT	-	-	4
YDS	-	-	27
TD	-	-	0

2015 ROUTE DISTRIBUTION

Snaps - | Routes - | Wide - | Slot - | Back -



**66 STEVE JOHNSON SD \$0 AGE 30 BYE 11 2014 2015 PROJ**

The player who once famously blamed God for dropping a game-winning touchdown pass emerged as the Chargers' top receiving option by default last season after Keenan Allen landed on injured reserve. He did a reasonably good job in that role, with seven catches per game between Weeks 9 and 12, but a groin injury ultimately ended up sidelining him as well. With the Chargers bringing in Travis Benjamin and Allen healthy, Johnson figures to be far down in the pecking order. He offers a low fantasy ceiling, and shouldn't be considered outside of the deep leagues.

TM	SF	SD	SD
G	13	10	16
RECEIVING			
TAR	49	61	68
REC	35	45	49
YDS	435	497	491
TD	3	3	4
YPRR	2.13	1.33	1.73
aDOT	10.3	6.4	8.1
YAC	5.3	6.2	5.8
%DROP	4.1	8.2	6.1
RUSHING			
ATT	0	0	0
YDS	0	0	0
TD	0	0	0

2015 ROUTE DISTRIBUTION

Snaps 603 | Routes 374 | Wide 15% | Slot 85% | Back 0%

**67 JERMAINE KEARSE SEA \$0 AGE 26 BYE 5 2014 2015 PROJ**

Big play receivers in run-heavy offenses tend to not be strong fantasy assets, and that's exactly the case with Kearse. He finished as fantasy's No. 45 wide receiver, but it was an extremely inconsistent ride. Kearse did manage a 100-yard performance in Week 15, but also posted three games with zero receiving yards. With Doug Baldwin and Tyler Lockett getting a majority of the wide receiver targets, Kearse is another player who should be relegated to DFS tournament lineups this season.

TM	SEA	SEA	SEA
G	15	16	16
RECEIVING			
TAR	64	66	67
REC	38	49	49
YDS	537	685	574
TD	1	5	4
YPRR	1.24	1.39	1.32
aDOT	12.4	12.1	12.2
YAC	6	4.6	5.2
%DROP	4.7	6.1	5.4
RUSHING			
ATT	2	0	0
YDS	15	0	0
TD	0	0	0

2015 ROUTE DISTRIBUTION

Snaps 789 | Routes 492 | Wide 82% | Slot 12% | Back 0%

HEATHER AINSWORTH/AP PHOTO

**68 TED GINN** CAR \$0 AGE 31 BYE 7 2014 2015 PROJ

Ginn was an unlikely fantasy asset in 2015 due to the Panthers shortage of wide receivers. He finished the year as fantasy's No. 25 wide receiver thanks to a career-high 10 touchdown receptions. In his previous eight NFL seasons, Ginn scored a combined 11 receiving touchdowns. If there's a more likely candidate for regression, we haven't found him. Likewise, Kelvin Benjamin's return means Cam Newton won't have to depend on Ginn as much this season. Save Ginn for the occasional DFS punt.

TM	ARZ	CAR	CAR
G	16	15	16
RECEIVING			
TAR	25	89	42
REC	14	44	26
YDS	190	739	437
TD	0	10	3
YPRR	1.54	1.88	1.71
aDOT	15.5	17	16.7
YAC	3.3	5.5	5.0
%DROP	12.0	10.1	11.1
RUSHING			
ATT	3	4	0
YDS	6	60	0
TD	0	0	0

2015 ROUTE DISTRIBUTION  
Snaps 691 | Routes 393 | Wide 83% | Slot 6% | Back 0%

**69 DAVANTE ADAMS** GB \$0 AGE 23 BYE 4 2014 2015 PROJ

A lot of excitement surrounded Adams entering last season. With Jordan Nelson out for the year, Adams was one of the presumptive beneficiaries. Packers head coach Mike McCarthy called Adams the MVP of Packers OTAs, and Aaron Rodgers claimed he had "star potential." When the trophy dust settled, Adams ranked among the lowest receivers in fantasy points per opportunity (0.08), dropping 10-of-88 targets. With Nelson back and Ty Montgomery and Jeff Janis also in the mix, Adams' arrow is pointing downward.

TM	GB	GB	GB
G	16	13	16
RECEIVING			
TAR	62	88	67
REC	38	50	41
YDS	446	495	480
TD	3	1	4
YPRR	0.96	1.06	1.01
aDOT	10.0	10.5	10.3
YAC	4.9	2.9	3.8
%DROP	6.5	11.4	8.9
RUSHING			
ATT	0	0	0
YDS	0	0	0
TD	0	0	0

2015 ROUTE DISTRIBUTION  
Snaps 773 | Routes 465 | Wide 91% | Slot 9% | Back 0%

**70 BRANDON LAFELL** CIN \$0 AGE 29 BYE 9 2014 2015 PROJ

Besides his 2014 campaign, LaFell has done very little from a productivity standpoint as a professional. Last season, he was among the league's worst offenders in terms of drops with 10 on just 69 targets. That's a drop on 14.5 percent of his targets. By comparison, the oft-discussed Mike Evans dropped 10.3 percent of his targets. While there's certainly opportunity for targets in Cincinnati, we prefer the unknown commodity of Tyler Boyd over LaFell's low ceiling.

TM	NE	NE	CIN
G	16	11	16
RECEIVING			
TAR	114	69	63
REC	74	37	34
YDS	953	515	474
TD	7	0	4
YPRR	1.78	1.25	1.52
aDOT	11.4	14.1	12.4
YAC	4.9	6.4	5.4
%DROP	4.4	14.5	9.4
RUSHING			
ATT	2	2	0
YDS	13	9	0
TD	0	0	0

2015 ROUTE DISTRIBUTION  
Snaps 672 | Routes 411 | Wide 82% | Slot 18% | Back 0%



**71 QUINTON PATTON** SF \$0 AGE 26 BYE 8 2014 2015 PROJ

There really isn't anything special about Patton as a player, but he's in a position to take a step forward as the 49ers No. 2 receiver in Chip Kelly's up-tempo offense. Last season, Patton was one of just two receivers to average more than 7.0 yards after catch per reception. The other one was Martavis Bryant. So there's some upside with him. Torrey Smith figures to be the top target, and the 49ers should be very run heavy. However, the volume Kelly's system promotes is enough to place Patton on the fringes of the fantasy radar.

TM	SF	SF	SF
G	4	16	16
RECEIVING			
TAR	7	53	71
REC	3	30	40
YDS	44	394	476
TD	0	1	3
YPRR	1.07	1.27	1.17
aDOT	10.1	8.2	8.4
YAC	0	7.1	6.5
%DROP	0.0	9.4	4.7
RUSHING			
ATT	1	1	0
YDS	20	5	0
TD	0	0	0

2015 ROUTE DISTRIBUTION  
Snaps 439 | Routes 310 | Wide 52% | Slot 13% | Back 0%

**72 ROBERT WOODS** BUF \$0 AGE 24 BYE 10 2014 2015 PROJ

As the No. 2 receiver in the league's run-heaviest offense, Woods doesn't offer much from a volume standpoint. Last year, he saw just 79 targets, which ranked 47th among wide receivers, and he finished 62nd in fantasy scoring. Woods also underwent offseason groin surgery. Talk out of Buffalo suggests he looked explosive in offseason activities, but that isn't going to do much for fantasy purposes. Woods has the ability to stretch the field, but his fantasy upside is capped due to his limited workload.

TM	BUF	BUF	BUF
G	16	14	16
RECEIVING			
TAR	98	79	65
REC	64	47	38
YDS	697	552	458
TD	5	3	3
YPRR	1.21	1.25	1.23
aDOT	9.6	11.4	10.4
YAC	3.3	3.1	3.2
%DROP	8.2	5.1	6.6
RUSHING			
ATT	0	1	0
YDS	0	0	0
TD	0	0	0

2015 ROUTE DISTRIBUTION  
Snaps 791 | Routes 442 | Wide 62% | Slot 32% | Back 1%

**73 LEONTE CARROO** MIA \$0 AGE 22 BYE 8 2014 2015 PROJ

One of our favorite receivers in this year's class, Carroo landed in a less than ideal spot with so many mouths to feed in Miami. He isn't the biggest receiver (6-1, 211), but Carroo was extremely productive in college. He averaged the second-most yards per route run (4.11) and had 808 yards and 10 scores on 39 catches in 2015. Carroo only dropped two of 157 targets over the last two years, and averaged 7.2 yards after catch over that span. Unfortunately, he's likely to see minimal targets in the short term. However, Carroo is certainly a player to keep an eye on this year.

TM	-	-	MIA
G	-	-	16
RECEIVING			
TAR	-	-	59
REC	-	-	35
YDS	-	-	514
TD	-	-	2
YPRR	-	-	2.06
aDOT	-	-	11.0
YAC	-	-	7.2
%DROP	-	-	5.5
RUSHING			
ATT	-	-	0
YDS	-	-	0
TD	-	-	0

2015 ROUTE DISTRIBUTION  
Snaps - | Routes - | Wide - | Slot - | Back -

**74 RUEBEN RANDLE** PHI \$0 AGE 25 BYE 4 2014 2015 PROJ

After four generally pedestrian seasons in New York, Randle signed with the Eagles this offseason. He's coming of a reasonably strong fantasy season where he finished as the No. 28 wide receiver, but he did so by scoring eight touchdowns on 57 catches. That number is all but guaranteed to regress. However, with news out of Philly that the Eagles coaching staff isn't satisfied with Jordan Matthews on the outside, Randle could find himself with a somewhat prominent role in the offense. Keep a close eye on the situation and be prepared to bump Randle up if news breaks that he'll be on the field in two-wide sets.

TM	NYG	NYG	PHI
G	16	16	16
RECEIVING			
TAR	122	87	60
REC	71	57	39
YDS	938	801	487
TD	3	8	3
YPRR	1.57	1.31	1.44
aDOT	13.0	11.3	12.3
YAC	3.2	3.5	3.3
%DROP	3.3	3.4	3.4
RUSHING			
ATT	0	0	0
YDS	0	0	0
TD	0	0	0

2015 ROUTE DISTRIBUTION  
Snaps 1016 | Routes 610 | Wide 86% | Slot 14% | Back 0%

**75 CHRIS HOGAN** NE \$0 AGE 27 BYE 9 2014 2015 PROJ

The player forever to be known as "7-11" signed with the Patriots in the offseason, and reports out of New England suggest he's been the best receiver in offseason activities. Of course, that's without Julian Edelman and Danny Amendola on the field, but the positive reports bode well for Hogan to have a role in this offense. A solid receiver who gained his nickname for always being open, Hogan could have an opportunity to produce if/when injuries hit the Patriots wide receiver corps. We like him as a late-round flier.

TM	BUF	BUF	NE
G	13	16	16
RECEIVING			
TAR	58	58	59
REC	41	36	36
YDS	433	450	484
TD	4	2	3
YPRR	1.26	1.21	1.24
aDOT	8.7	13.8	11.3
YAC	4.7	3	3.9
%DROP	3.4	8.6	6.0
RUSHING			
ATT	0	0	0
YDS	0	0	0
TD	0	0	0

2015 ROUTE DISTRIBUTION  
Snaps 626 | Routes 372 | Wide 87% | Slot 39% | Back 1%

RICK SCHULTZ/GETTY IMAGES

**76** **COLE BEASLEY** DAL AGE 27

		2014	2015	PROJ
TM G	RECEIVING			
	TAR	48	71	70
	REC	37	52	51
	YDS	420	536	540
	TD	4	5	4
	YPRR	1.36	1.31	1.34
	aDOT	6.4	4.9	5.5
	YAC	6.7	6.1	6.3
	%DR	0.0	5.6	2.8
	RUSHING			
ATT	0	0	0	
YDS	0	0	0	
TD	0	0	0	

**77** **DEANDRE SMELTER** SF AGE 24

		2014	2015	PROJ
TM G	RECEIVING			
	TAR	-	-	66
	REC	-	-	40
	YDS	-	-	532
	TD	-	-	3
	YPRR	-	-	2.13
	aDOT	-	-	10.1
	YAC	-	-	6.5
	%DR	-	-	-
	RUSHING			
ATT	-	-	0	
YDS	-	-	0	
TD	-	-	0	

**78** **DEVINA A. SMITH** NYJ AGE 24

		2014	2015	PROJ
TM G	RECEIVING			
	TAR	-	26	56
	REC	-	9	34
	YDS	-	115	466
	TD	-	1	3
	YPRR	-	0.5	0.50
	aDOT	-	20.6	10.5
	YAC	-	2.7	6.8
	%DR	-	7.7	7.7
	RUSHING			
ATT	-	0	0	
YDS	-	0	0	
TD	-	0	0	

**79** **JUSTIN HARDY** ATL AGE 24

		2014	2015	PROJ
TM G	RECEIVING			
	TAR	-	34	68
	REC	-	21	42
	YDS	-	194	406
	TD	-	0	3
	YPRR	-	0.88	0.88
	aDOT	-	9.4	7.4
	YAC	-	3.1	4.6
	%DR	-	5.9	5.9
	RUSHING			
ATT	-	0	0	
YDS	-	0	0	
TD	-	0	0	

**80** **VICTOR CRUZ** NYG AGE 29

		2014	2015	PROJ
TM G	RECEIVING			
	TAR	23	-	58
	REC	40	-	35
	YDS	337	-	416
	TD	1	-	3
	YPRR	1.73	-	1.73
	aDOT	11.0	-	9.0
	YAC	7.8	-	5.7
	%DR	15.0	-	15.0
	RUSHING			
ATT	-	-	0	
YDS	0	-	0	
TD	0	-	0	

**81** **ALBERT WILSON** KC AGE 24

		2014	2015	PROJ
TM G	RECEIVING			
	TAR	25	55	60
	REC	16	35	38
	YDS	260	451	425
	TD	0	2	3
	YPRR	1.6	1.16	1.38
	aDOT	10.2	10.4	10.3
	YAC	7.5	6.3	6.7
	%DR	8.0	3.6	5.8
	RUSHING			
ATT	0	5	0	
YDS	0	26	0	
TD	0	0	0	

**82** **RASHARD HIGGINS** CLV AGE 21

		2014	2015	PROJ
TM G	RECEIVING			
	TAR	-	-	54
	REC	-	-	33
	YDS	-	-	448
	TD	-	-	2
	YPRR	-	-	1.79
	aDOT	-	-	10.3
	YAC	-	-	6.7
	%DR	-	-	-
	RUSHING			
ATT	-	-	0	
YDS	-	-	0	
TD	-	-	0	

**83** **SAMMIE COATES** PIT AGE 23

		2014	2015	PROJ
TM G	RECEIVING			
	TAR	-	2	57
	REC	-	1	29
	YDS	-	11	380
	TD	-	0	3
	YPRR	-	0.39	0.39
	aDOT	-	8	8.3
	YAC	-	4	10.1
	%DR	-	0.0	0.0
	RUSHING			
ATT	-	0	0	
YDS	-	0	0	
TD	-	0	0	

**84** **PHAROH COOPER** SL AGE 21

		2014	2015	PROJ
TM G	RECEIVING			
	TAR	-	-	56
	REC	-	-	34
	YDS	-	-	392
	TD	-	-	2
	YPRR	-	-	1.57
	aDOT	-	-	8.7
	YAC	-	-	5.6
	%DR	-	-	-
	RUSHING			
ATT	-	-	4	
YDS	-	-	27	
TD	-	-	0	

**85** **SETH ROBERTS** OAK AGE 25

		2014	2015	PROJ
TM G	RECEIVING			
	TAR	-	51	57
	REC	-	32	35
	YDS	-	480	367
	TD	-	5	3
	YPRR	-	1.13	1.13
	aDOT	-	9.6	8.1
	YAC	-	4.7	4.7
	%DR	-	11.8	11.8
	RUSHING			
ATT	-	0	0	
YDS	-	0	0	
TD	-	0	0	

**86** **JAELÉN STRONG** HST AGE 22

		2014	2015	PROJ
TM G	RECEIVING			
	TAR	-	22	47
	REC	-	14	30
	YDS	-	161	401
	TD	-	3	2
	YPRR	-	0.98	0.98
	aDOT	-	12.2	10.7
	YAC	-	5	5.4
	%DR	-	4.5	4.5
	RUSHING			
ATT	-	0	0	
YDS	-	0	0	
TD	-	0	0	

**87** **MARQUEE LEE** JAX AGE 24

		2014	2015	PROJ
TM G	RECEIVING			
	TAR	61	28	51
	REC	37	15	27
	YDS	422	191	344
	TD	1	1	3
	YPRR	1.28	1.12	1.20
	aDOT	8.3	12.6	9.7
	YAC	4.8	6.6	5.3
	%DR	9.8	10.7	10.3
	RUSHING			
ATT	3	5	4	
YDS	9	38	19	
TD	0	0	0	

**88** **JARIUS WRIGHT** MIN AGE 26

		2014	2015	PROJ
TM G	RECEIVING			
	TAR	60	45	40
	REC	42	34	30
	YDS	588	442	384
	TD	2	0	2
	YPRR	1.62	1.52	1.57
	aDOT	11.2	9.7	10.6
	YAC	8	5.1	6.7
	%DR	8.3	6.7	7.5
	RUSHING			
ATT	5	1	0	
YDS	71	29	0	
TD	0	0	0	

**89** **KAMARAIKEN** BLT AGE 27

		2014	2015	PROJ
TM G	RECEIVING			
	TAR	33	121	51
	REC	24	75	31
	YDS	267	944	352
	TD	3	5	2
	YPRR	1.85	1.61	1.73
	aDOT	12.5	12.5	12.5
	YAC	2.3	2.9	2.8
	%DR	3.0	3.3	3.2
	RUSHING			
ATT	0	0	0	
YDS	0	0	0	
TD	0	0	0	

**90** **JAMISON CROWDER** WAS AGE 23

		2014	2015	PROJ
TM G	RECEIVING			
	TAR	-	74	50
	REC	-	59	39
	YDS	-	604	339
	TD	-	2	2
	YPRR	-	1.32	1.32
	aDOT	-	6.6	8.5
	YAC	-	5.7	0.4
	%DR	-	5.4	5.4
	RUSHING			
ATT	-	2	0	
YDS	-	2	0	
TD	-	0	0	

**91** **CHRIS CONLEY** KC AGE 23

		2014	2015	PROJ
TM G	RECEIVING			
	TAR	-	30	56
	REC	-	17	31
	YDS	-	199	308
	TD	-	1	3
	YPRR	-	0.9	0.90
	aDOT	-	11.3	6.9
	YAC	-	4.1	5.9
	%DR	-	6.7	6.7
	RUSHING			
ATT	-	0	0	
YDS	-	0	0	
TD	-	0	0	

**92** **BRAXTON MILLER** HST AGE 23

		2014	2015	PROJ
TM G	RECEIVING			
	TAR	-	-	36
	REC	-	-	22
	YDS	-	-	287
	TD	-	-	2
	YPRR	-	-	1.15
	aDOT	-	-	9.9
	YAC	-	-	5.9
	%DR	-	-	-
	RUSHING			
ATT	-	-	8	
YDS	-	-	54	
TD	-	-	0	

**93** **ANDREW HAWKINS** CLV AGE 30

		2014	2015	PROJ
TM G	RECEIVING			
	TAR	101	39	49
	REC	63	26	32
	YDS	825	260	304
	TD	2	0	2
	YPRR	2.03	0.99	1.51
	aDOT	8.6	7.9	8.4
	YAC	6.4	4.6	5.9
	%DR	4.0	2.6	3.3
	RUSHING			
ATT	3	0	4	
YDS	15	0	28	
TD	0	0	0	

**94** **EDDIE ROYAL** CHI AGE 30

		2014	2015	PROJ
TM G	RECEIVING			
	TAR	86	49	45
	REC	62	37	34
	YDS	778	238	309
	TD	7	1	2
	YPRR	1.51	0.88	1.20
	aDOT	10.9	3.3	8.1
	YAC	5.9	5.1	5.6
	%DR	7.0	6.1	6.5
	RUSHING			
ATT	3	1	0	
YDS	14	-1	0	
TD	0	0	0	

**95** **J.J. NELSON** ARZ AGE 24

		2014	2015	PROJ
TM G	RECEIVING			
	TAR	-	24	31
	REC	-	11	19
	YDS	-	299	291
	TD	-	2	2
	YPRR	-	3.08	3.08
	aDOT	-	24.5	11.9
	YAC	-	5.5	7.4
	%DR	-	4.2	4.2
	RUSHING			
ATT	-	1	4	
YDS	-	0	28	
TD	-	0	0	

**96** **BRUCE ELLINGTON** SF AGE 25

		2014	2015	PROJ
TM G	RECEIVING			
	TAR	11	19	41
	REC	6	13	27
	YDS	62	153	311
	TD	2	0	2
	YPRR	1.13	1.78	1.46
	aDOT	8.3	7.8	8.0
	YAC	6.3	8.5	7.8
	%DR	0.0	5.3	2.6
	RUSHING			
ATT	6	1	0	
YDS	28	7	0	
TD				

**101** **JEFF JANIS** GB AGE 25

	2014	2015	PROJ
<b>TM G</b>	GB 3	GB 13	GB 16
RECEIVING			
TAR	2	9	31
REC	2	2	20
YDS	16	79	279
TD	0	0	2
YPRR	1.78	1.18	1.48
aDOT	7.0	22	19.3
YAC	1	14	7.5
%DR	0.0	11.1	5.6
RUSHING			
ATT	0	0	0
YDS	0	0	0
TD	0	0	0

**102** **PHILLY BROWN** CAR AGE 24

	2014	2015	PROJ
<b>TM G</b>	CAR 13	CAR 14	CAR 16
RECEIVING			
TAR	36	47	33
REC	21	31	21
YDS	296	447	244
TD	2	4	2
YPRR	1.59	1.01	1.30
aDOT	14.7	15.5	15.2
YAC	2.6	2.8	2.7
%DR	2.8	6.4	4.6
RUSHING			
ATT	8	6	0
YDS	95	38	0
TD	0	0	0

**103** **KENNY BELL** TB AGE 24

	2014	2015	PROJ
<b>TM G</b>	-	-	TB 16
RECEIVING			
TAR	-	-	29
REC	-	-	18
YDS	-	-	265
TD	-	-	1
YPRR	-	-	1.06
aDOT	-	-	11.3
YAC	-	-	7.2
%DR	-	-	-
RUSHING			
ATT	-	-	0
YDS	-	-	0
TD	-	-	0

**104** **MALCOLM MITCHELL** NE AGE 23

	2014	2015	PROJ
<b>TM G</b>	-	-	NE 16
RECEIVING			
TAR	-	-	32
REC	-	-	19
YDS	-	-	238
TD	-	-	2
YPRR	-	-	0.95
aDOT	-	-	9.3
YAC	-	-	6.0
%DR	-	-	-
RUSHING			
ATT	-	-	0
YDS	-	-	0
TD	-	-	0

**105** **RASHAD GREENE** JAX AGE 23

	2014	2015	PROJ
<b>TM G</b>	-	JAX 9	JAX 16
RECEIVING			
TAR	-	34	41
REC	-	19	23
YDS	-	93	190
TD	-	2	2
YPRR	-	0.74	0.74
aDOT	-	6.1	5.9
YAC	-	2.7	5.2
%DR	-	11.8	11.8
RUSHING			
ATT	-	0	0
YDS	-	0	0
TD	-	0	0

**106** **GREG SALAS** BUF AGE 28

	2014	2015	PROJ
<b>TM G</b>	NYJ 10	BUF 2	BUF 16
RECEIVING			
TAR	20	5	30
REC	8	3	18
YDS	167	41	226
TD	0	0	1
YPRR	1.25	1.14	1.20
aDOT	17.1	12.8	16.2
YAC	14.6	4.3	11.8
%DR	15.0	0.0	7.5
RUSHING			
ATT	1	0	0
YDS	20	0	0
TD	1	0	0

**107** **DARRUS HEWARD** PIT AGE 29

	2014	2015	PROJ
<b>TM G</b>	PIT 14	PIT 16	PIT 16
RECEIVING			
TAR	5	37	29
REC	3	21	16
YDS	33	314	208
TD	0	2	1
YPRR	0.45	1.28	0.87
aDOT	17.2	19.7	19.4
YAC	0	4	3.5
%DR	20.0	5.4	12.7
RUSHING			
ATT	0	0	0
YDS	0	0	0
TD	0	0	0

**108** **CECIL SHORTS** HST AGE 28

	2014	2015	PROJ
<b>TM G</b>	JAX 13	HST 11	HST 16
RECEIVING			
TAR	102	67	26
REC	53	42	16
YDS	557	484	212
TD	1	2	1
YPRR	1.17	1.35	1.26
aDOT	9.1	8	8.7
YAC	5.1	5.3	5.2
%DR	6.9	7.5	7.2
RUSHING			
ATT	0	10	0
YDS	0	47	0
TD	0	0	0

**109** **TAYLOR GABRIEL** CLV AGE 25

	2014	2015	PROJ
<b>TM G</b>	CLV 16	CLV 13	CLV 16
RECEIVING			
TAR	71	48	35
REC	38	28	20
YDS	633	241	200
TD	1	0	1
YPRR	1.9	0.88	1.39
aDOT	14.5	8	11.9
YAC	7.6	4.5	6.3
%DR	5.6	10.4	8.0
RUSHING			
ATT	2	0	0
YDS	-2	0	0
TD	0	0	0

**110** **JEREMY KERLEY** DET AGE 27

	2014	2015	PROJ
<b>TM G</b>	NYJ 16	NYJ 15	DET 16
RECEIVING			
TAR	64	26	27
REC	38	16	17
YDS	409	152	200
TD	1	2	1
YPRR	0.97	0.89	0.93
aDOT	10.2	5.2	8.8
YAC	4	6.3	4.7
%DR	4.7	7.7	6.2
RUSHING			
ATT	4	0	0
YDS	49	0	0
TD	0	0	0

**111** **ANDRE CALDWELL** DET AGE 31

	2014	2015	PROJ
<b>TM G</b>	DEN 15	DEN 14	DET 16
RECEIVING			
TAR	15	22	27
REC	5	10	17
YDS	47	72	180
TD	0	2	1
YPRR	0.47	0.48	0.48
aDOT	10.8	10.7	10.7
YAC	3.4	1.7	2.3
%DR	20.0	9.1	14.5
RUSHING			
ATT	0	1	0
YDS	0	3	0
TD	0	0	0

**112** **ANDRE HOLMES** OAK AGE 28

	2014	2015	PROJ
<b>TM G</b>	OAK 16	OAK 16	OAK 16
RECEIVING			
TAR	91	29	28
REC	47	14	17
YDS	693	201	176
TD	4	4	1
YPRR	1.46	1	1.23
aDOT	15.1	16.5	15.4
YAC	4.1	3.7	4.0
%DR	5.5	17.2	11.4
RUSHING			
ATT	0	0	0
YDS	0	0	0
TD	0	0	0

**113** **DWAYNE HARRIS** NYG AGE 28

	2014	2015	PROJ
<b>TM G</b>	DAL 16	NYG 15	NYG 16
RECEIVING			
TAR	11	53	23
REC	7	36	16
YDS	116	396	166
TD	0	4	1
YPRR	2.83	0.99	1.91
aDOT	11.0	8.6	9.0
YAC	5.1	3.9	4.1
%DR	0.0	9.4	4.7
RUSHING			
ATT	4	2	4
YDS	7	12	19
TD	0	0	0

**114** **MARQUISE GOODWIN** BUF AGE 25

	2014	2015	PROJ
<b>TM G</b>	BUF 10	BUF 2	BUF 16
RECEIVING			
TAR	9	2	17
REC	1	2	17
YDS	42	24	213
TD	0	0	1
YPRR	0.68	1.85	1.27
aDOT	21.3	12	19.6
YAC	5	0	1.7
%DR	0.0	0.0	0.0
RUSHING			
ATT	3	0	0
YDS	8	0	0
TD	0	0	0

**115** **JOSH HUFF** PHI AGE 24

	2014	2015	PROJ
<b>TM G</b>	PHI 12	PHI 15	PHI 16
RECEIVING			
TAR	17	38	27
REC	8	27	19
YDS	98	312	183
TD	0	3	1
YPRR	0.92	0.98	0.95
aDOT	9.1	6.7	7.4
YAC	10	6.9	7.6
%DR	23.5	7.9	15.7
RUSHING			
ATT	1	0	0
YDS	7	0	0
TD	0	0	0

**116** **TY MONTGOMERY** GB AGE 23

	2014	2015	PROJ
<b>TM G</b>	-	GB 6	GB 16
RECEIVING			
TAR	-	18	21
REC	-	15	17
YDS	-	136	159
TD	-	2	1
YPRR	-	0.98	0.98
aDOT	-	6	9.6
YAC	-	6.3	-0.4
%DR	-	5.6	5.6
RUSHING			
ATT	-	3	4
YDS	-	14	17
TD	-	0	0

**116** **TY MONTGOMERY** GB AGE 23

	2014	2015	PROJ
<b>TM G</b>	-	GB 6	GB 16
RECEIVING			
TAR	-	18	21
REC	-	15	17
YDS	-	136	159
TD	-	2	1
YPRR	-	0.98	0.98
aDOT	-	6	9.6
YAC	-	6.3	-0.4
%DR	-	5.6	5.6
RUSHING			
ATT	-	3	4
YDS	-	14	17
TD	-	0	0

**118** **QUAN BRAY** IND AGE 23

	2014	2015	PROJ
<b>TM G</b>	-	-	IND 16
RECEIVING			
TAR	-	0	22
REC	-	0	14
YDS	-	0	173
TD	-	0	1
YPRR	-	-	0.69
aDOT	-	-	9.8
YAC	-	0	5.9
%DR	-	-	-
RUSHING			
ATT	-	0	0
YDS	-	0	0
TD	-	0	0

**119** **JORDAN NORWOOD** DEN AGE 29

	2014	2015	PROJ
<b>TM G</b>	-	DEN 11	DEN 16
RECEIVING			
TAR	-	32	26
REC	-	22	18
YDS	-	207	167
TD	-	0	1
YPRR	-	0.77	0.77
aDOT	-	8.6	8.0
YAC	-	3.3	3.1
%DR	-	3.1	3.1
RUSHING			
ATT	-	0	0
YDS	-	0	0
TD	-	0	0

**120** **JUSTIN HUNTER** TEN AGE 25

	2014	2015	PROJ
<b>TM G</b>	TEN 12	TEN 9	TEN 16
RECEIVING			
TAR	66	31	25
REC	28	22	17
YDS	498	264	157
TD	3	1	1
YPRR	1.32	1.11	1.22
aDOT	16.7	12.3	15.3
YAC	6.6		

# TIGHT ENDS

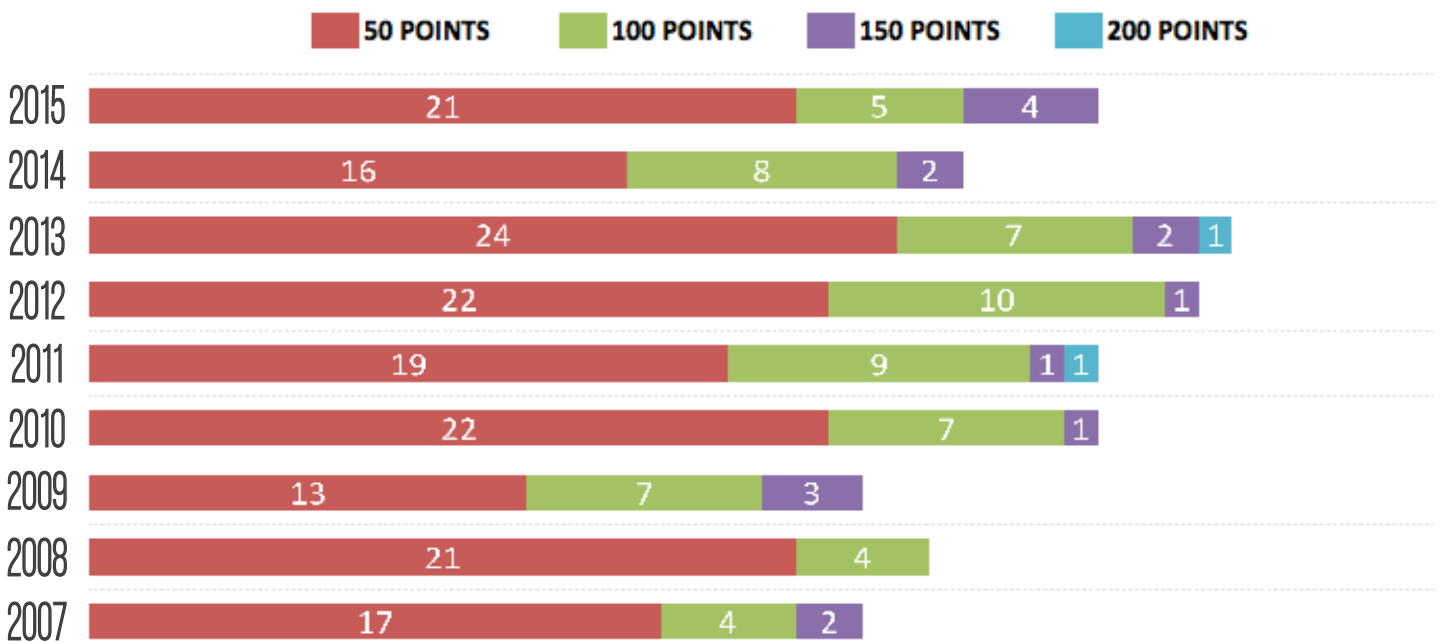


# MORE THAN JUST GRONK BY BRANDON MARIANNE LEE

Just last year many analysts thought the tight end position was a Gronk-or-bust scenario. However, several tight ends emerged during the 2015 season. Seven tight ends finished the season with more catches than Rob Gronkowski. The mighty Patriot put up a league high 1,176 receiving yards, but Greg Olsen, Delanie Walker and Gary Barnidge also garnered 1,000-plus yards. Both Gronkowski and Jordan Reed finished the season with 11 touchdowns. Meanwhile, Tyler Eifert scored 13 times. Only two tight ends have ever scored more than 13 touchdowns in one season: Jimmy Graham and (you guessed it) Gronkowski. As always, if you want the best tight end in the league, then you will have to pay heartily for him. Yes, Gronk still is our No. 1 graded tight end (96.7 on the season), but there are quite a few good, I daresay excellent other choices to consider.

## THE GOLD STANDARD

Since 2007, tight ends have topped 200 fantasy points just two times: Jimmy Graham in 2013 and Rob Gronkowski in 2011.



### MUST-DRAFT A WORD CLOUD FROM OUR STAFF. THE BIGGER THE NAME, THE MORE STAFFERS LISTED THE PLAYER.



**100** Only two TEs have topped 100 catches since 2007.

**100** Last season, 8 tight ends topped 100 targets, the most in the PFF era.

ROB CARR/GETTY IMAGES

PLAYER RANKINGS COLOR REFLECTS PFF GRADES



PLAYER PROFILES BY JEFF RATCLIFFE

**1 ROB GRONKOWSKI** NE \$32 AGE 27 BYE 9 2014 2015 PROJ

You're not reading this guide to be told that Gronkowski is the No. 1 tight end, but we're going to tell you anyway. His production has been staggering. In 80 career games, he's scored 65 time and averages nearly 70 receiving yards per game. He's one of the game's most dominant players. Unfortunately, he'll likely begin the season without one of the league's greatest all-time players with Tom Brady slated to serve a four-game suspension to open the season. While this is certainly less than optimal for Gronkowski, we're not particularly worried about his fantasy prospects with Jimmy Garoppolo under center. Gronkowski should remain heavily targeted. While the pack is a little bit closer this year, we still like Gronkowski as the clear top fantasy tight end.

TM G	NE	NE	NE
	15	15	16
RECEIVING			
TAR	124	113	117
REC	82	72	74
YDS	1124	1176	1139
TD	12	11	9
YPRR	2.53	2.31	2.42
aDOT	10.1	10.9	10.5
YAC	5.6	7.6	6.5
%DROP	5.6	3.5	4.6
RUSHING			
ATT	0	0	0
YDS	0	0	0
TD	0	0	0

2015 ROUTE DISTRIBUTION  
Snaps 955 | Routes 508 | Wide 23% | Slot 75% | Back 1%

**2 JORDAN REED** WAS \$27 AGE 26 BYE 9 2014 2015 PROJ

Entering last year, injuries cost Reed 12 of his first 32 games in the NFL. However, he remained relatively healthy and put together an extremely impressive run down the stretch. Over the last nine weeks of the season, Reed led all tight ends in fantasy scoring thanks in part to a position-high eight touchdowns over that stretch. For the season, he led the position in fantasy points per opportunity (0.41). Reed was also the most effective tight end on a per route basis, posting a position-high 2.45 yards per route run. He forced 16 missed tackles, which tied for the highest among tight ends, and only dropped 3-of-111 targets. A wide receiver playing tight end, Reed is a constant mismatch for opposing linebackers and safeties. We expect Reed to see heavy target volume and threaten for the crown as fantasy's top tight end.

TM G	WAS	WAS	WAS
	11	14	16
RECEIVING			
TAR	65	111	117
REC	50	87	90
YDS	465	952	1005
TD	0	11	8
YPRR	1.89	2.45	2.17
aDOT	4.7	6.6	5.9
YAC	5.5	5.6	5.6
%DROP	3.1	2.7	2.9
RUSHING			
ATT	0	0	0
YDS	0	0	0
TD	0	0	0

2015 ROUTE DISTRIBUTION  
Snaps 716 | Routes 388 | Wide 14% | Slot 85% | Back 1%

**3 GREG OLSEN** CAR \$24 AGE 31 BYE 7 2014 2015 PROJ

A model of consistency, Olsen has finished as a top-10 fantasy tight end in each of the last four seasons, ranking fourth overall last year. Consistently targeted downfield, Olsen tied for fourth in average depth of target (10.8). Other than Tyler Eifert, he was the only tight end to score more than once on deep ball targets (he scored twice), and he tied with Rob Gronkowski for the position-high in deep ball receptions with eight. However, Olsen isn't likely to do much damage after the catch, averaging just 4.7 yards and only forcing one missed tackle. Still, he ranked third among tight ends in targets (115), and that volume should continue in 2016. The Panthers get Kelvin Benjamin back, but they remain thin at wideout. Olsen offers a high fantasy floor, but his ceiling doesn't rival our top two options at the position.

TM G	CAR	CAR	CAR
	16	16	16
RECEIVING			
TAR	121	115	108
REC	84	77	71
YDS	1009	1104	976
TD	6	7	7
YPRR	1.88	2.24	2.06
aDOT	8.6	10.8	9.7
YAC	4.5	4.7	4.6
%DROP	2.5	3.5	3.0
RUSHING			
ATT	0	0	0
YDS	0	0	0
TD	0	0	0

2015 ROUTE DISTRIBUTION  
Snaps 1082 | Routes 492 | Wide 13% | Slot 77% | Back 7%

**4 DELANIE WALKER** TEN \$18 AGE 32 BYE 12 2014 2015 PROJ

Walker was a top 12 fantasy tight end in 2013 and 2014, but very few people saw last season coming. He led all tight ends in targets with 130 and topped 1,000 yards for the first time in his career. For the season, he ranked fifth among tight ends in standard scoring and third in PPR formats. Walker was especially effective after the catch, forcing 16 missed tackles, which tied for the position high. He was also second among tight ends in deep ball targets with 17. It should be noted that much of Walker's volume was the product of the Titans' lack of viable options of receiver. We expect Dorial Green-Beckham to take a step forward this year, and Rishard Matthews is an upgrade to the wide receiver corps. But Walker will still a healthy chunk of the targets, and he remains a top-end fantasy option.

TM G	TEN	TEN	TEN
	15	15	16
RECEIVING			
TAR	100	130	93
REC	63	94	66
YDS	857	1088	839
TD	4	6	5
YPRR	1.77	2.24	2.01
aDOT	10.1	9.9	10.0
YAC	6.6	4.2	5.2
%DROP	6.0	3.8	4.9
RUSHING			
ATT	0	1	0
YDS	0	36	0
TD	0	0	0

2015 ROUTE DISTRIBUTION  
Snaps 698 | Routes 485 | Wide 16% | Slot 82% | Back 2%

**5 TRAVIS KELCE** KC \$17 AGE 26 BYE 5 2014 2015 PROJ

Fantasy's No. 8 tight end in each of the last two seasons, Kelce has explosive ability, but is somewhat limited by the conservative nature of the Chiefs' offense. Last season, Kansas City was the sixth run-heaviest team, and they ran the second fewest offensive plays per game. With the team rarely pushing the ball downfield, Kelce had one of the lowest average depths of targets among tight ends at 5.8 yards. However, he was very effective after the catch, posting an average of 7.5 yards. Kelce also tied for the position lead with 16 forced missed tackles. We don't expect much to change for the Chiefs offense this season. With Alex Smith still at the helm and Andy Reid calling the shots, Kansas City should remain unadventurous. That will limit Kelce's season-long ceiling, though his big play ability does mean for some weekly upside.

TM G	KC	KC	KC
	16	16	16
RECEIVING			
TAR	80	99	102
REC	66	72	73
YDS	856	875	890
TD	5	5	5
YPRR	2.26	1.83	2.05
aDOT	6.3	5.8	6.0
YAC	7.5	7.5	7.5
%DROP	5.0	6.1	5.5
RUSHING			
ATT	0	0	0
YDS	0	0	0
TD	0	0	0

2015 ROUTE DISTRIBUTION  
Snaps 947 | Routes 479 | Wide 10% | Slot 82% | Back 0%



**6 TYLER EIFERT** CIN \$15 AGE 26 BYE 9 2014 2015 PROJ

Many will have Eifert higher, but there are several reasons to be concerned. For starters, the Bengals tight end had offseason surgery to repair a loose ligament in his ankle from an injury he sustained in the Pro Bowl. His timetable currently has him ready for the regular season, but it's going to be close. Even if Eifert is ready to go, we're not sold that he's an elite fantasy option. Sure, he finished sixth in fantasy scoring last season with a position-high 13 scores. However, he did so on just 66 targets. That's roughly half of Delanie Walker's position-leading 130 targets. Touchdown production tends to regress to the mean, and Eifert is a prime candidate to regress this season. Don't get us wrong. We still like Eifert as a player. But his low target volume and injury issue make us want to proceed with caution.

TM G	CIN	CIN	CIN
	1	13	16
RECEIVING			
TAR	3	66	87
REC	3	52	68
YDS	37	615	795
TD	0	13	6
YPRR	6.17	1.72	3.95
aDOT	9	8.6	8.6
YAC	3.3	4.8	4.7
%DROP	0.0	10.6	5.3
RUSHING			
ATT	0	0	0
YDS	0	0	0
TD	0	0	0

2015 ROUTE DISTRIBUTION  
Snaps 766 | Routes 358 | Wide 8% | Slot 86% | Back 2%

**7 COBY FLEENER** NO \$15 AGE 27 BYE 5 2014 2015 PROJ

There really wasn't a #FreeFleener movement on social media, but that's exactly what happened when the former Colts tight end signed with New Orleans in the offseason. In doing so, Fleener skyrockets from a middling (at best) TE2 to a potential top-end TE1. It's no secret that the Saints heavily target their tight ends. Jimmy Graham was a perennial top fantasy option, leading the position in scoring in 2012 and 2013. Last season, the pedestrian Ben Watson finished seventh in fantasy scoring. While he may not be Graham, Fleener is a significant upgrade on Watson. He ranked fourth among tight ends in yards on deep-ball targets with 138 in 2015. That ability to get downfield bodes extremely well in the Saints' pass-happy system. Fleener is poised for a career year. If you miss out on the top options, Fleener is the player to target.

TM G	IND	IND	NO
	16	16	16
RECEIVING			
TAR	86	81	108
REC	51	54	71
YDS	774	491	828
TD	8	3	6
YPRR	1.63	1.09	1.36
aDOT	12	8.5	10.3
YAC	5.4	3.2	4.3
%DROP	7.0	4.9	6.0
RUSHING			
ATT	0	0	0
YDS	0	0	0
TD	0	0	0

2015 ROUTE DISTRIBUTION  
Snaps 748 | Routes 452 | Wide 7% | Slot 92% | Back 2%

BUTCH DILL/AP PHOTO

**8 LADARIUS GREEN** PIT \$12 AGE 26 BYE 8 2014 2015 PROJ

Like Coby Fleener, Green moves to a new team this season and is poised to take a big step forward for fantasy purposes. In Antonio Gates' shadow for the first four years of his career, Green has just 77 career receptions for just over 1,000 yards. However, we did get to see him in a feature role with Gates suspended for the first four games of last season. Green only played three games, but put up the 11th-most fantasy points among tight ends over that span. He now lands in a prime spot on an explosive Pittsburgh offense that will be without Martavis Bryant. Green underwent offseason ankle surgery, but he's expected to be good to go by training camp. With a full-time role in a potent offense, Green has breakout appeal in 2016.

TM	SD	SD	PIT
G	14	13	16
RECEIVING			
TAR	23	56	92
REC	19	37	60
YDS	226	429	670
TD	0	4	5
YPRR	1.85	1.06	1.46
aDOT	6.8	8.7	8.1
YAC	6.3	6	6.1
%DROP	4.3	5.4	4.9
RUSHING			
ATT	0	0	0
YDS	0	0	0
TD	0	0	0

2015 ROUTE DISTRIBUTION  
Snaps 686 | Routes 403 | Wide 5% | Slot 86% | Back 0%

**9 GARY BARNIDGE** CLV \$12 AGE 30 BYE 12 2014 2015 PROJ

Perhaps one of the biggest surprises of the 2015 season, Barnidge exploded onto the fantasy scene topping 1,000 yards and finding the end zone nine times to finish as the No. 3 tight end. He saw the second-most targets (119) among tight ends, and was one of just 10 tight ends to post an average depth of target over 10 yards. Only Rob Gronkowski and Greg Olsen had more yards on deep-ball targets than Barnidge. But the question for fantasy purposes is whether or not Barnidge is a one-year wonder? We've seen similar things out of Cleveland in the past (see: Edwards, Braylon). However, we're inclined to buy in on Barnidge. The Browns offense has the potential to take a step forward under the new regime, and Barnidge still should command plenty of targets. He remains in the TE1 conversation.

TM	CLV	CLV	CLV
G	13	16	16
RECEIVING			
TAR	24	119	94
REC	13	79	61
YDS	156	1043	690
TD	0	9	4
YPRR	0.89	1.76	1.33
aDOT	10	10.2	10.2
YAC	3.5	4.6	4.4
%DROP	0.0	5.9	2.9
RUSHING			
ATT	0	0	0
YDS	0	0	0
TD	0	0	0

2015 ROUTE DISTRIBUTION  
Snaps 973 | Routes 591 | Wide 5% | Slot 84% | Back 2%

**10 ZACH ERTZ** PHI \$11 AGE 25 BYE 4 2014 2015 PROJ

Though he wasn't quite able to make the jump some of us had hoped last season, Ertz managed to finish as a top 10 fantasy tight end and was one of just eight players at the position to see more than 100 targets for the season. A big part of the problem for Ertz's fantasy production was his lack of touchdowns, as he found the end zone just two times. The good news is regression works both ways, and we expect Ertz's touchdown total to increase this season. The new regime in Philly will re-install a West Coast system that has been known to be tight end-friendly. Ertz will play a similar role in the offense to what Travis Kelce does for the Chiefs. He'll remain heavily involved and could be on the verge of a breakout season.

TM	PHI	PHI	PHI
G	16	15	16
RECEIVING			
TAR	86	106	93
REC	58	75	65
YDS	702	853	690
TD	3	2	5
YPRR	1.77	1.78	1.78
aDOT	11.2	9.4	10.2
YAC	4	4.3	4.2
%DROP	2.3	6.6	4.5
RUSHING			
ATT	0	0	0
YDS	0	0	0
TD	0	0	0

2015 ROUTE DISTRIBUTION  
Snaps 809 | Routes 479 | Wide 3% | Slot 86% | Back 1%



MICHAEL PEREZ/AP PHOTO

**11 JULIUS THOMAS** JAX \$10 AGE 28 BYE 5 2014 2015 PROJ

While he wasn't quite able to recapture the fantasy glory he displayed in his time with the Broncos, Thomas was a solid fantasy asset last season. From Week 5 on, he was the No. 11 tight end and tied for the eighth-most targets at the position. His production could have been better, but his six drops tied with Eric Ebron for third-most among tight ends. However, from Jags offseason activities Blake Bortles was quoted saying that Thomas "never drops a ball." All tropes aside, Thomas will have a decent-sized role in the Jags offense. However, we do expect Jacksonville to be a little less pass-heavy this season, as they made investments on the defensive side of the ball. Still, Thomas should see enough volume to provide back-end TE1 numbers.

TM	DEN	JAX	JAX
G	13	12	16
RECEIVING			
TAR	60	75	91
REC	43	46	55
YDS	489	455	674
TD	12	5	5
YPRR	1.44	1.2	1.32
aDOT	7.1	8.9	8.1
YAC	4.1	3.2	3.6
%DROP	6.7	8.0	7.3
RUSHING			
ATT	0	0	0
YDS	0	0	0
TD	0	0	0

2015 ROUTE DISTRIBUTION  
Snaps 551 | Routes 379 | Wide 16% | Slot 83% | Back 1%

**12 ANTONIO GATES** SD \$10 AGE 36 BYE 11 2014 2015 PROJ

The old faithful fantasy option just keeps going and is now entering his age-36 season. Gates was suspended for the first four games of the 2015 season, but he returned and racked up the 8th-most fantasy points over the last 13 weeks of the season. Despite re-signing Gates in the offseason, the Chargers did express concerns with the tight end position and ultimately ended up drafting Hunter Henry out of Arkansas. Henry won't challenge Gates' role in the offense this season, but the writing is on the wall for Gates' long-term ouster. Owners in dynasty leagues would be wise to get whatever they can for him. However, in redraft, Gates is a solid and reliable option with a somewhat high floor, but a limited season. He's still a back-end TE1.

TM	SD	SD	SD
G	16	11	16
RECEIVING			
TAR	98	75	85
REC	69	56	62
YDS	821	630	768
TD	12	5	5
YPRR	1.56	1.79	1.68
aDOT	10.2	8.6	9.5
YAC	3.8	4.2	4.0
%DROP	2.0	4.0	3.0
RUSHING			
ATT	0	0	0
YDS	0	0	0
TD	0	0	0

2015 ROUTE DISTRIBUTION  
Snaps 510 | Routes 351 | Wide 20% | Slot 80% | Back 0%

**13 JIMMY GRAHAM** SEA \$10 AGE 29 BYE 5 2014 2015 PROJ

The player formerly known as fantasy's top tight end, Graham was traded to Seattle last offseason where he flourished before landing on injured reserve with a torn patellar tendon in Week 12. Up to that point in the season, Graham ranked ninth in fantasy scoring. A solid performance for most tight ends, but expectations were much higher for Graham in fantasy circles. In his defense, Graham generally played well, and only dropped just two balls on 68 targets. However, his role was somewhat limited in the Seahawks run-oriented offense, and he found the end zone just twice on the season. Of course, the biggest concern for this season is how he recovers from the injury. Reports on his progress are positive, but players have a poor track record returning from this injury. For now Graham is a risky borderline TE1.

TM	NO	SEA	SEA
G	16	11	16
RECEIVING			
TAR	121	68	80
REC	85	48	56
YDS	889	605	644
TD	10	2	5
YPRR	1.7	1.8	1.75
aDOT	8.8	9.2	8.9
YAC	3.4	4.7	3.9
%DROP	6.6	2.9	4.8
RUSHING			
ATT	0	0	0
YDS	0	0	0
TD	0	0	0

2015 ROUTE DISTRIBUTION  
Snaps 584 | Routes 337 | Wide 16% | Slot 81% | Back 0%

**14 DWAYNE ALLEN** IND \$9 AGE 26 BYE 10 2014 2015 PROJ

Despite possessing a traditional three-down tight end skill set, Allen has remained on the fringes of the fantasy radar throughout his career. That's likely to change this season with Coby Fleener now in New Orleans. After re-signing Allen back in March, the Colts went on record saying Allen will have a larger role and that they plan to use fewer two-tight-end sets. That bodes positively for Allen's fantasy prospects, especially if Andrew Luck can take a step forward this season. Injuries are a concern with Allen, as he's missed 21 games over the last three seasons, but he's allegedly taking steps to stay healthy. He's also an unproven commodity who ranked 65th among tight ends in fantasy points per opportunity last season. Still, an expanded role in a potentially potent offense is intriguing enough to give Allen borderline TE1 status.

TM	IND	IND	IND
G	13	13	16
RECEIVING			
TAR	47	26	89
REC	29	16	55
YDS	395	109	606
TD	8	1	5
YPRR	1.41	0.56	0.99
aDOT	9.5	6	8.3
YAC	5.7	3.8	5.0
%DROP	10.6	0.0	5.3
RUSHING			
ATT	0	1	0
YDS	0	1	0
TD	0	0	0

2015 ROUTE DISTRIBUTION  
Snaps 525 | Routes 194 | Wide 3% | Slot 78% | Back 5%

**15 JASON WITTEN** DAL \$8 AGE 34 BYE 7 2014 2015 PROJ

A fantasy-relevant tight end since 2004, Witten's numbers have really started to dip over the last two seasons. But it's quite impressive looking at Witten's body of work. He's topped 1,000 yards four times in his career, and posted a rare 100-catch season back in 2012. However, Witten has managed just over 700 yards in each of the last two seasons, and he isn't proving to be much of a red zone option either. For fantasy purposes, he finished 10th in 2014 and 12th last season. Now entering his age-34 season and with the Cowboys turning toward a more run-oriented offense, Witten's fantasy arrow is pointing down. He's still a high floor option, especially with Tony Romo back under center, but Witten's ceiling is as a back-end TE1 at best.

TM	DAL	DAL	DAL
G	16	16	16
RECEIVING			
TAR	87	100	85
REC	64	77	65
YDS	703	713	725
TD	5	3	5
YPRR	1.53	1.39	1.46
aDOT	9.4	7.9	8.6
YAC	3.6	3	3.3
%DROP	2.3	0.0	1.1
RUSHING			
ATT	0	0	0
YDS	0	0	0
TD	0	0	0

2015 ROUTE DISTRIBUTION  
Snaps 1041 | Routes 513 | Wide 1% | Slot 92% | Back 1%

**16 ERIC EBRON** DET \$7 AGE 23 BYE 10 2014 2015 PROJ

A popular sleeper pick last season, Ebron didn't break out, but he did finish 13th in fantasy scoring. However, he generally struggled on the field, dropping the third most passes (6) among tight ends. Still, there is reason for optimism. Matthew Stafford took well to Jim Bob Cooter's offense, and we like the direction the Lions are moving despite being without Calvin Johnson this season. Ebron will be one of the players who will be called upon to fill Johnson's void. With his athleticism and a potentially increased role, Ebron has appeal as an upside TE2.

TM	DET	DET	DET
G	13	14	16
RECEIVING			
TAR	46	65	82
REC	25	47	59
YDS	248	537	679
TD	1	5	5
YPRR	0.88	1.36	1.12
aDOT	9	6.2	7.4
YAC	5	6.4	5.9
%DROP	8.7	9.2	9.0
RUSHING			
ATT	0	0	0
YDS	0	0	0
TD	0	0	0

2015 ROUTE DISTRIBUTION  
Snaps 627 | Routes 396 | Wide 5% | Slot 92% | Back 2%

**17 ZACH MILLER** CHI \$6 AGE 31 BYE 9 2014 2015 PROJ

Flying somewhat under the radar, "the other" Zach Miller flashed some serious upside when Martellus Bennett was sidelined last season. From Week 9 on, Miller tied for fifth among tight ends in fantasy points. On the season, he was second among tight ends in fantasy points per opportunity behind only Jordan Reed, and was one of just six tight ends to force double-digit missed tackles. With Bennett now in New England, Miller is in line for a full-time role this season. Given his productivity down the stretch, we may be a little low on Miller. Despite the small sample size, we're comfortable with taking Miller as an upside TE2.

TM	-	CHI	CHI
G	-	15	16
RECEIVING			
TAR	-	42	75
REC	-	34	61
YDS	-	439	666
TD	-	5	4
YPRR	-	2.06	2.06
aDOT	-	7.3	11.0
YAC	-	6.9	-0.1
%DROP	-	0.0	0.0
RUSHING			
ATT	-	0	0
YDS	-	0	0
TD	-	0	0

2015 ROUTE DISTRIBUTION  
Snaps 590 | Routes 213 | Wide 8% | Slot 66% | Back 8%

**18 MARTELLUS BENNETT** NE \$5 AGE 29 BYE 9 2014 2015 PROJ

A top 12 fantasy tight end in three of the last four years, Bennett decided to take his talents to Foxborough, signing with the Patriots in the offseason. With the Bears and Giants before that, Bennett was the clear top tight end option in the offense. That's obviously not going to be the case in New England. However, with the Patriots uninspiring wide receiver corps, he's certainly going to have a role in the offense. He's also allegedly been working extensively with Tom Brady in offseason activities. Of course, Brady's four-game suspension doesn't help the cause, but Bennett does have some fantasy appeal this season. However, we'd rather him as an upside TE2.

TM	CHI	CHI	NE
G	16	11	16
RECEIVING			
TAR	125	76	80
REC	90	53	55
YDS	916	439	468
TD	6	3	4
YPRR	1.66	1.3	1.48
aDOT	6.7	6	6.4
YAC	5.2	4.4	4.9
%DROP	6.4	5.3	5.8
RUSHING			
ATT	0	0	0
YDS	0	0	0
TD	0	0	0

2015 ROUTE DISTRIBUTION  
Snaps 740 | Routes 337 | Wide 13% | Slot 82% | Back 2%

**19 CHARLES CLAY** BUF \$4 AGE 27 BYE 10 2014 2015 PROJ

Clay got paid like at top-end tight end, but he certainly didn't play like one last season, grading out as our No. 17 player at the position and finishing 19th in fantasy scoring. To his credit, Clay was one of the best tight ends after the catch, forcing 16 missed tackles which tied for the position high. But his role in the offense was somewhat limited, as he averaged 5.7 targets per game and topped double-digits just twice. We don't expect this role to change and anticipate the Bills remaining one of the leagues' run-heaviest offenses. As such, Clay's fantasy value is capped in the TE2 range.

TM	MIA	BUF	BUF
G	14	13	16
RECEIVING			
TAR	81	75	82
REC	58	51	55
YDS	605	528	559
TD	3	3	4
YPRR	1.56	1.47	1.52
aDOT	7.6	7.3	7.5
YAC	4.5	4.6	4.5
%DROP	2.5	6.7	4.6
RUSHING			
ATT	0	0	0
YDS	0	0	0
TD	0	0	0

2015 ROUTE DISTRIBUTION  
Snaps 779 | Routes 360 | Wide 5% | Slot 89% | Back 4%

**20 CLIVE WALFORD** OAK \$3 AGE 24 BYE 10 2014 2015 PROJ

One of the most intriguing tight end prospects in last year's rookie class, Walford flashed down the stretch, scoring twice over the last three weeks of the season. While he only saw 49 targets on the season, he was one of just 10 tight ends to post an average depth of target over 10 yards. It should be noted that Walford did sustain a lacerated knee an offseason ATV accident. However, the bad cut isn't expected to impact Walford's training camp status. With the Raiders moving the right direction, we like Walford to take a second-year step forward. He's an upside TE2.

TM	-	OAK	OAK
G	-	16	16
RECEIVING			
TAR	-	49	74
REC	-	28	42
YDS	-	329	525
TD	-	3	4
YPRR	-	1.42	1.42
aDOT	-	10	8.9
YAC	-	4.8	7.4
%DROP	-	6.1	6.1
RUSHING			
ATT	-	0	0
YDS	-	0	0
TD	-	0	0

2015 ROUTE DISTRIBUTION  
Snaps 447 | Routes 232 | Wide 6% | Slot 82% | Back 3%

**21 JORDAN CAMERON** MIA \$2 AGE 28 BYE 8 2014 2015 PROJ

Perennially overrated in fantasy circles, Cameron hasn't done much other than flash briefly in his professional career. Last season, he finished 28th among tight ends in fantasy scoring, despite playing all 16 games. To be fair, this was in the Dolphins' tire fire of an offense, but Cameron's struggles are still noteworthy. He ranked second among tight ends in average depth of target (11.2), but was terribly inefficient with the third-lowest yards per route run at the position (0.97). Adam Gase will help change the direction of the offense, but we're not convinced Cameron is a beneficiary. He's best viewed as a volatile TE2.

TM	CLV	MIA	MIA
G	10	16	16
RECEIVING			
TAR	42	64	85
REC	24	35	46
YDS	424	386	504
TD	2	3	4
YPRR	1.93	0.97	1.45
aDOT	10.3	11.2	10.8
YAC	7.5	2.5	4.5
%DROP	2.4	4.7	3.5
RUSHING			
ATT	0	0	0
YDS	0	0	0
TD	0	0	0

2015 ROUTE DISTRIBUTION  
Snaps 764 | Routes 396 | Wide 6% | Slot 90% | Back 2%

**22 AUSTIN SEFERIAN-JENKINS** TB \$2 AGE 23 BYE 6 2014 2015 PROJ

Earlier in the offseason, we had Seferian-Jenkins positioned a potential top 15 fantasy option. There's a lot to like about the big-bodied tight end out of Washington. However, he's managed to play just 16 games in his first two seasons, and to make matters worse, Bucs head coach Dirk Koetter removed Seferian-Jenkins from offseason practice. That's not good. While we fully expect Seferian-Jenkins to be on the Bucs roster in Week 1, we're not convinced he's the starter. Cameron Brate flashed last season and is certainly in the mix. Seferian-Jenkins' fantasy arrow is pointing down.

TM	TB	TB	TB
G	9	7	16
RECEIVING			
TAR	34	38	78
REC	21	21	43
YDS	221	338	555
TD	2	4	4
YPRR	0.93	2.35	1.64
aDOT	10.7	10.9	10.8
YAC	2	4.8	3.4
%DROP	5.9	10.5	8.2
RUSHING			
ATT	0	0	0
YDS	0	0	0
TD	0	0	0

2015 ROUTE DISTRIBUTION  
Snaps 220 | Routes 144 | Wide 13% | Slot 87% | Back 0%



JACK DEMPSEY/AP PHOTO



**23 KYLE RUDOLPH** MIN \$1 AGE 26 BYE 6 2014 2015 PROJ

Rudolph finished 14th in fantasy scoring last year, and that's about his ceiling. From a production standpoint, he's only topped 500 yards once in his career, and he isn't a prominent red zone asset despite being nicknamed the "red zone reindeer." A big part of the problem for Rudolph's fantasy value is volume. Last season, he ranked 23rd among tight ends in targets. We expect a similar workload for Rudolph this year and view him as a low ceiling fantasy option.

TM	MIN	MIN	MIN
G	9	16	16
RECEIVING			
TAR	31	64	70
REC	24	49	54
YDS	231	495	601
TD	2	5	4
YPRR	0.97	1.22	1.10
aDOT	5.7	9.1	8.0
YAC	5	4.3	4.5
%DROP	9.7	3.1	6.4
RUSHING			
ATT	0	0	0
YDS	0	0	0
TD	0	0	0

2015 ROUTE DISTRIBUTION  
 Snaps 859 | Routes 405 | Wide 6% | Slot 83% | Back 12%

**24 MAXX WILLIAMS** BLT \$1 AGE 22 BYE 8 2014 2015 PROJ

Ravens' tight end rankings are likely to be all over the place this year with so many horses in the stable. But we're placing our wager on Williams to be the best fantasy option. Sure, Ben Watson was a top 10 fantasy option last year, but much of that production can be attributed to the New Orleans offense. Williams struggled in his rookie year, but the former second-rounder came on down the stretch and saw 10 targets in Week 17. With his athleticism, Williams is a sneaky deep tight end who is poised to break out.

TM	-	BLT	BLT
G	-	14	16
RECEIVING			
TAR	-	45	62
REC	-	32	43
YDS	-	268	320
TD	-	1	3
YPRR	-	0.96	0.96
aDOT	-	6	6.4
YAC	-	4.7	1.9
%DROP	-	2.2	2.2
RUSHING			
ATT	-	0	0
YDS	-	0	0
TD	-	0	0

2015 ROUTE DISTRIBUTION  
 Snaps 485 | Routes 279 | Wide 6% | Slot 80% | Back 0%

**25 WILL TYE** NYG \$1 AGE 24 BYE 8 2014 2015 PROJ

Somebody has to play tight end for the Giants. With Larry Donnell floundering and banged up, Tye emerged as the best option at the position in New York. From Week 9 on, Tye actually ranked 13th in fantasy scoring among tight ends. While this production is promising, there's a crowded house in New York with Donnell and rookie Jerrell Adams in the mix. Tye has the potential to be a fantasy asset in 2016, but he may be better served as a DFS punt consideration.

TM	-	NYG	NYG
G	-	13	16
RECEIVING			
TAR	-	57	64
REC	-	42	46
YDS	-	464	509
TD	-	3	3
YPRR	-	1.53	1.53
aDOT	-	6	10.0
YAC	-	4.9	2.0
%DROP	-	8.8	8.8
RUSHING			
ATT	-	0	0
YDS	-	0	0
TD	-	0	0

2015 ROUTE DISTRIBUTION  
 Snaps 554 | Routes 304 | Wide 1% | Slot 85% | Back 12%

**28 JACE AMARO** NYJ \$0 AGE 24 BYE 11 2014 2015 PROJ

A former second-rounder, Amaro missed all of last season with a torn labrum. He's an athletic kid who entered the league as a somewhat raw prospect out of Texas Tech's spread system. There is some talk that Amaro could be on the roster bubble, so that's certainly something to monitor. However, if he does make the team, the Jets rarely throw to their tight end, instead opting to run the most four-wide sets in the league. Amaro has upside, but his fantasy value is shaky.

TM	NYJ	-	NYJ
G	14	-	16
RECEIVING			
TAR	52	-	61
REC	38	-	41
YDS	345	-	376
TD	2	-	3
YPRR	1.41	-	1.41
aDOT	7.1	-	7.7
YAC	4.2	-	2.9
%DROP	11.5	-	11.5
RUSHING			
ATT	0	-	0
YDS	0	-	0
TD	0	-	0

2015 ROUTE DISTRIBUTION  
 Snaps - | Routes - | Wide - | Slot - | Back -

**26 JARED COOK** GB \$0 AGE 29 BYE 4 2014 2015 PROJ

Talk about your great landing spots. Cook signed with the Packers in the offseason, and now gets to team up with one of the all-time greatest quarterbacks in Aaron Rodgers. Cook gives Rodgers potentially his best receiving tight end since Jermichael Finley. However, we've been down this road with Cook before. Despite his off-the-charts athleticism, he's been a general disappointment. Last year, he dropped a position-high 10 balls on just 69 targets. So while there's plenty of upside here, we're remaining cautious with our fantasy expectations for Cook.

TM	SL	SL	GB
G	16	16	16
RECEIVING			
TAR	91	69	67
REC	52	39	38
YDS	650	481	476
TD	3	0	4
YPRR	1.6	1.32	1.46
aDOT	9.2	9.6	9.4
YAC	5.3	4.9	5.1
%DROP	5.5	14.5	10.0
RUSHING			
ATT	1	0	0
YDS	0	0	0
TD	0	0	0

2015 ROUTE DISTRIBUTION  
 Snaps 690 | Routes 364 | Wide 6% | Slot 85% | Back 9%

**29 LANCE KENDRICKS** LA \$0 AGE 28 BYE 8 2014 2015 PROJ

With Jared Cook now in St. Louis, Kendrick becomes the top tight end option in Los Angeles. Of course, that isn't saying much. With rookie Jared Goff taking over at quarterback and a run-heavy approach, we don't expect much volume for Kendrick this season. He'll also need to hold off promising rookie Tyler Higbee, who is arguably the best receiving tight end in this year's class.

TM	SL	SL	LA
G	16	15	16
RECEIVING			
TAR	36	36	61
REC	27	25	42
YDS	259	245	494
TD	5	2	3
YPRR	1.25	1.42	1.34
aDOT	6.3	8.2	7.3
YAC	3.8	5	4.4
%DROP	2.8	11.1	6.9
RUSHING			
ATT	0	0	0
YDS	0	0	0
TD	0	0	0

2015 ROUTE DISTRIBUTION  
 Snaps 585 | Routes 173 | Wide 1% | Slot 80% | Back 10%

**27 JEFF HEUERMAN** DEN \$0 AGE 23 BYE 11 2014 2015 PROJ

The former third-rounder out of Ohio State gets a redshirt season after tearing his ACL in and missing all of his rookie year. Talk out of Denver this offseason suggests the Broncos expect Heurman to step right in as the No. 1 tight end. Lightly used at OSU, Heurman had just 17 catches on 24 targets in 2014. However, he excelled as a blocker and that ability bodes well for him staying on the field this season. While there's some sleeper appeal here, it's tough to envision better than back-end TE2 production out of Heurman this season.

TM	-	-	DEN
G	-	-	16
RECEIVING			
TAR	-	-	52
REC	-	-	35
YDS	-	-	286
TD	-	-	2
YPRR	-	-	1.15
aDOT	-	-	6.9
YAC	-	-	2.6
%DROP	-	-	5.5
RUSHING			
ATT	-	-	0
YDS	-	-	0
TD	-	-	0

2015 ROUTE DISTRIBUTION  
 Snaps - | Routes - | Wide - | Slot - | Back -

**30 JACOB TAMME** ATL \$0 AGE 31 BYE 11 2014 2015 PROJ

Solid, but extremely unspectacular, Tammé finished tied for 17th among tight ends in fantasy scoring last season. He also ranked 12th in targets. Both are a good measure of Tammé's ceiling this season. However, we expect him to be a bit closer to his floor, especially after Atlanta drafted Austin Hooper back in April. Hooper should immediately push for targets, making Tammé an unappealing fantasy option.

TM	DEN	ATL	ATL
G	15	15	16
RECEIVING			
TAR	28	78	46
REC	14	59	34
YDS	109	657	412
TD	2	1	2
YPRR	0.66	1.42	1.04
aDOT	9.6	8.3	8.6
YAC	1.6	3.7	3.3
%DROP	3.6	1.3	2.4
RUSHING			
ATT	0	0	0
YDS	0	0	0
TD	0	0	0

2015 ROUTE DISTRIBUTION  
 Snaps 780 | Routes 464 | Wide 10% | Slot 81% | Back 8%

OTTO GREULLE JR./GETTY IMAGES

31	2014	2015	PROJ		
VANCE McDONALD SF AGE 26	TM G	SF	SF	SF	
		8	14	16	
		RECEIVING			
		TAR	6	46	61
		REC	2	30	39
	YDS	30	326	424	
	TD	0	3	2	
	YPRR	0.41	1.44	0.93	
	aDOT	11.8	8.6	9.0	
	YAC	13.0	6	6.4	
	%DR	16.7	10.9	13.8	
	RUSHING				
	ATT	0	0	0	
	YDS	0	0	0	
	TD	0	0	0	

32	2014	2015	PROJ		
RYAN GRIFFIN HST AGE 26	TM G	HST	HST	HST	
		14	9	16	
		RECEIVING			
		TAR	15	34	57
		REC	10	20	34
	YDS	91	251	392	
	TD	1	2	3	
	YPRR	0.62	1.16	0.89	
	aDOT	6.3	11.3	9.8	
	YAC	3.5	5	4.5	
	%DR	13.3	8.8	11.1	
	RUSHING				
	ATT	0	0	0	
	YDS	0	0	0	
	TD	0	0	0	

33	2014	2015	PROJ		
VIRGIL GREEN DEN AGE 28	TM G	DEN	DEN	DEN	
		13	16	16	
		RECEIVING			
		TAR	6	14	42
		REC	6	12	35
	YDS	74	173	339	
	TD	1	1	2	
	YPRR	1.01	1.56	1.29	
	aDOT	4.5	5.2	5.0	
	YAC	8.0	10.3	9.5	
	%DR	0.0	0.0	0.0	
	RUSHING				
	ATT	2	0	0	
	YDS	3	0	0	
	TD	0	0	0	

34	2014	2015	PROJ		
BRENT CELEK PHI AGE 31	TM G	PHI	PHI	PHI	
		16	16	16	
		RECEIVING			
		TAR	47	32	33
		REC	32	27	27
	YDS	340	398	308	
	TD	1	3	1	
	YPRR	1.14	1.84	1.49	
	aDOT	7.9	9.5	8.5	
	YAC	4.3	6.6	5.4	
	%DR	2.1	0.0	1.1	
	RUSHING				
	ATT	0	0	0	
	YDS	0	0	0	
	TD	0	0	0	

35	2014	2015	PROJ		
LARRY DONNELL NYG AGE 27	TM G	NYG	NYG	NYG	
		16	8	16	
		RECEIVING			
		TAR	87	41	41
		REC	63	29	28
	YDS	623	223	244	
	TD	6	2	2	
	YPRR	1.21	1.08	1.15	
	aDOT	8.6	6.5	7.9	
	YAC	3.4	3	3.3	
	%DR	4.6	4.9	4.7	
	RUSHING				
	ATT	0	0	0	
	YDS	0	0	0	
	TD	0	0	0	

36	2014	2015	PROJ		
MYCHAL RIVERA OAK AGE 26	TM G	OAK	OAK	OAK	
		16	16	16	
		RECEIVING			
		TAR	91	44	40
		REC	58	32	28
	YDS	534	280	232	
	TD	4	1	2	
	YPRR	1.08	1.04	1.06	
	aDOT	8.7	8.4	8.6	
	YAC	3.1	4.4	3.6	
	%DR	5.5	2.3	3.9	
	RUSHING				
	ATT	0	0	0	
	YDS	0	0	0	
	TD	0	0	0	

37	2014	2015	PROJ		
BEN WATSON BLT AGE 35	TM G	NO	NO	BLT	
		16	16	16	
		RECEIVING			
		TAR	27	101	40
		REC	20	73	28
	YDS	136	800	244	
	TD	2	6	2	
	YPRR	0.76	1.54	1.15	
	aDOT	5.4	9.6	8.7	
	YAC	4.0	3.6	3.7	
	%DR	11.1	6.9	9.0	
	RUSHING				
	ATT	0	0	0	
	YDS	0	0	0	
	TD	0	0	0	

38	2014	2015	PROJ		
DARREN FELS ARZ AGE 30	TM G	ARZ	ARZ	ARZ	
		10	14	16	
		RECEIVING			
		TAR	9	28	31
		REC	5	21	23
	YDS	71	311	227	
	TD	0	3	2	
	YPRR	1.27	1.2	1.24	
	aDOT	11.2	9.1	9.6	
	YAC	4.0	6.7	6.2	
	%DR	0.0	7.1	3.6	
	RUSHING				
	ATT	0	0	0	
	YDS	0	0	0	
	TD	0	0	0	

39	2014	2015	PROJ		
HUNTER HENRY SD AGE 21	TM G	-	-	SD	
		-	-	16	
		RECEIVING			
		TAR	-	-	34
		REC	-	-	23
	YDS	-	-	229	
	TD	-	-	2	
	YPRR	-	-	0.91	
	aDOT	-	-	8.4	
	YAC	-	-	3.2	
	%DR	-	-	5.0	
	RUSHING				
	ATT	-	-	0	
	YDS	-	-	0	
	TD	-	-	0	

40	2014	2015	PROJ		
ED DICKSON CAR AGE 29	TM G	CAR	CAR	CAR	
		16	16	16	
		RECEIVING			
		TAR	16	25	24
		REC	10	17	16
	YDS	115	121	198	
	TD	1	2	1	
	YPRR	0.75	0.68	0.72	
	aDOT	5.4	6.5	6.1	
	YAC	6.5	3.2	4.4	
	%DR	12.5	8.0	10.3	
	RUSHING				
	ATT	0	0	0	
	YDS	0	0	0	
	TD	0	0	0	

41	2014	2015	PROJ		
RICHARD RODGERS GB AGE 24	TM G	GB	GB	GB	
		16	16	16	
		RECEIVING			
		TAR	29	82	26
		REC	20	58	18
	YDS	225	526	190	
	TD	2	8	1	
	YPRR	1.1	1.19	1.15	
	aDOT	8.2	6.9	7.2	
	YAC	2.5	4	3.6	
	%DR	3.4	2.4	2.9	
	RUSHING				
	ATT	0	1	0	
	YDS	0	11	0	
	TD	0	0	0	

42	2014	2015	PROJ		
GARRETT CELEK SF AGE 28	TM G	SF	SF	SF	
		3	11	16	
		RECEIVING			
		TAR	2	26	30
		REC	2	19	22
	YDS	53	186	194	
	TD	0	3	1	
	YPRR	5.89	1.18	3.54	
	aDOT	22.5	6.3	7.5	
	YAC	4.0	5.3	5.2	
	%DR	0.0	0.0	0.0	
	RUSHING				
	ATT	0	0	0	
	YDS	0	0	0	
	TD	0	0	0	

43	2014	2015	PROJ		
JERMANIE GRESHAM ARZ AGE 28	TM G	CIN	ARZ	ARZ	
		15	15	16	
		RECEIVING			
		TAR	78	27	26
		REC	62	18	17
	YDS	460	223	176	
	TD	5	1	1	
	YPRR	1.29	1.09	1.19	
	aDOT	4.8	9.7	6.1	
	YAC	4.2	4.3	4.2	
	%DR	1.3	7.4	4.3	
	RUSHING				
	ATT	0	0	0	
	YDS	0	0	0	
	TD	0	0	0	

44	2014	2015	PROJ		
C.J. FIEDOROWICZ HST AGE 24	TM G	HST	HST	HST	
		15	16	16	
		RECEIVING			
		TAR	7	23	26
		REC	4	17	19
	YDS	28	167	187	
	TD	1	1	1	
	YPRR	0.26	0.78	0.52	
	aDOT	7.4	5	5.6	
	YAC	1.3	4.5	3.9	
	%DR	0.0	4.3	2.2	
	RUSHING				
	ATT	0	0	0	
	YDS	0	0	0	
	TD	0	0	0	

45	2014	2015	PROJ		
CAMERON BRATE TB AGE 25	TM G	TB	TB	TB	
		4	14	16	
		RECEIVING			
		TAR	1	30	25
		REC	1	23	18
	YDS	17	288	185	
	TD	0	3	1	
	YPRR	1.21	1.39	1.30	
	aDOT	16	10.8	11.0	
	YAC	1.0	2.3	2.2	
	%DR	0.0	0.0	0.0	
	RUSHING				
	ATT	0	0	0	
	YDS	0	0	0	
	TD	0	0	0	

46	2014	2015	PROJ		
LUKE WILLSON SEA AGE 26	TM G	SEA	SEA	SEA	
		15	14	16	
		RECEIVING			
		TAR	39	25	22
		REC	22	17	15
	YDS	362	213	175	
	TD	3	1	1	
	YPRR	1.54	1.33	1.44	
	aDOT	10.7	7.9	9.6	
	YAC	9.8	5.9	8.1	
	%DR	12.8	4.0	8.4	
	RUSHING				
	ATT	0	0	0	
	YDS	0	0	0	
	TD	0	0	0	

47	2014	2015	PROJ		
LEVINE TOILOLO ATL AGE 25	TM G	ATL	ATL	ATL	
		16	16	16	
		RECEIVING			
		TAR	49	11	23
		REC	31	7	14
	YDS	238	44	171	
	TD	2	0	1	
	YPRR	0.52	0.33	0.43	
	aDOT	5.7	3.8	5.4	
	YAC	3.1	3.6	3.2	
	%DR	12.2	9.1	10.7	
	RUSHING				
	ATT	0	0	0	
	YDS	0	0	0	
	TD	0	0	0	

48	2014	2015	PROJ		
AUSTIN HOOPER ATL AGE 46	TM G	-	-	ATL	
		-	-	16	
		RECEIVING			
		TAR	-	-	23
		REC	-	-	15
	YDS	-	-	171	
	TD	-	-	1	
	YPRR	-	-	0.68	
	aDOT	-	-	9.4	
	YAC	-	-	3.5	
	%DR	-	-	5.0	
	RUSHING				
	ATT	-	-	0	
	YDS	-	-	0	
	TD	-	-	0	

49	2014	2015	PROJ		
THOMAS DUARTE MIA AGE 21	TM G	-	-	MIA	
		-	-	16	
		RECEIVING			
		TAR	-	-	21
		REC	-	-	14
	YDS	-	-	177	
	TD	-	-	1	
	YPRR	-	-	0.71	
	aDOT	-	-	10.4	
	YAC	-	-	4.0	
	%DR	-	-	5.0	
	RUSHING				
	ATT	-	-	0	
	YDS	-	-	0	
	TD	-	-	0	

50	2014	2015	PROJ		
TYLER HIGBEE SL AGE 23	TM G	-	-	SL	
		-	-	16	
		RECEIVING			
		TAR	-	-	24
		REC	-	-	16
	YDS	-	-	169	
	TD	-	-	1	
	YPRR	-	-	0.67	
	aDOT	-	-	9.0	
	YAC	-	-	3.3	
	%DR	-	-	5.0	
	RUSHING				
	ATT	-	-	0	
	YDS	-	-	0	
	TD	-	-	0	

51	2014	2015	PROJ		
CROCKETT GILMORE BLT AGE 24	TM G	BLT	BLT	BLT	
		14	10	16	
		RECEIVING			
		TAR	13	44	23
		REC	10	33	17
	YDS	121	412	153	
	TD	1	4	1	
	YPRR	1.11	1.62	1.37	
	aDOT	6.8	7.7	7.5	
	YAC	5.8	7.5	7.1	
	%DR	15.4	4.5	10.0	
	RUSHING				
	ATT	0	0	0	
	YDS	0	0	0	
	TD	0	0	0	

52	2014	2015	PROJ		
JOSH HILL NO AGE 26	TM G	NO	NO	NO	
		16	16	16	
		RECEIVING			
		TAR	20	28	24
		REC	14	16	14
	YDS	176	120	136	
	TD	5	2	1	
	YPRR	2.32	0.62	1.47	
	aDOT	7.2	5.4	6.2	
	YAC	6.8	5	5.8	
	%DR	5.0	3.6	4.3	
	RUSHING				
	ATT	0	0	0	
	YDS	0	0	0	
	TD	0	0	0	

53	2014	2015	PROJ		
MARCEDES LEWIS JAX AGE 32	TM G	JAX	JAX	JAX	
		8	16	16	
		RECEIVING			
		TAR	28	33	20
		REC	18	16	14
	YDS	206	226	143	

<b>56</b>	2014	2015	PROJ	
<b>MYCOLE PRUITT</b>	TM	-	MIN	MIN
	G	16	16	16
	RECEIVING			
	TAR	-	13	18
	REC	-	10	13
	YDS	-	89	134
	TD	-	0	1
	YPRR	-	1.31	1.31
	aDOT	-	7.5	9.5
	YAC	-	4.4	1.0
	%DR	-	7.7	7.7
	RUSHING			
	ATT	-	0	0
	YDS	-	0	0
	TD	-	0	0

<b>57</b>	2014	2015	PROJ	
<b>ROB HOUSLER</b>	TM	ARZ	CHI	CHI
	G	15	9	16
	RECEIVING			
	TAR	17	6	20
	REC	9	4	14
	YDS	129	33	123
	TD	0	0	1
	YPRR	1.22	1.8	1.51
	aDOT	9.9	5.7	8.8
	YAC	9.8	3.3	7.8
	%DR	0.0	0.0	0.0
	RUSHING			
	ATT	1	0	0
	YDS	1	0	0
	TD	0	0	0

<b>58</b>	2014	2015	PROJ	
<b>ANTHONY FASANO</b>	TM	KC	TEN	TEN
	G	15	16	16
	RECEIVING			
	TAR	36	39	20
	REC	25	26	13
	YDS	226	289	121
	TD	4	2	1
	YPRR	0.84	1.07	0.96
	aDOT	7.4	7.1	7.2
	YAC	3.3	5.8	4.6
	%DR	8.3	7.7	8.0
	RUSHING			
	ATT	0	0	0
	YDS	0	0	0
	TD	0	0	0

<b>59</b>	2014	2015	PROJ	
<b>JESSE JAMES</b>	TM	-	PIT	PIT
	G	-	8	16
	RECEIVING			
	TAR	-	10	17
	REC	-	8	13
	YDS	-	56	121
	TD	-	1	1
	YPRR	-	0.64	0.64
	aDOT	-	7.6	8.8
	YAC	-	3.1	0.5
	%DR	-	0.0	0.0
	RUSHING			
	ATT	-	0	0
	YDS	-	0	0
	TD	-	0	0

<b>60</b>	2014	2015	PROJ	
<b>MICHAEL HOONAMANN</b>	TM	NE	NE	NO
	G	16	14	16
	RECEIVING			
	TAR	5	14	12
	REC	3	11	9
	YDS	44	76	100
	TD	0	3	0
	YPRR	0.38	1.01	0.70
	aDOT	16	6.3	8.9
	YAC	1.7	0	0.4
	%DR	0.0	7.1	3.6
	RUSHING			
	ATT	0	1	0
	YDS	0	0	0
	TD	0	0	0

<b>61</b>	2014	2015	PROJ	
<b>CHRIS GRAGG</b>	TM	BUF	BUF	BUF
	G	10	13	16
	RECEIVING			
	TAR	9	19	13
	REC	7	12	8
	YDS	48	150	74
	TD	1	0	0
	YPRR	0.66	0.91	0.79
	aDOT	3.6	10	7.9
	YAC	3.1	4.6	4.0
	%DR	22.2	0.0	11.1
	RUSHING			
	ATT	0	0	0
	YDS	0	0	0
	TD	0	0	0

<b>62</b>	2014	2015	PROJ	
<b>GAVIN ESCOBAR</b>	TM	DAL	DAL	DAL
	G	16	14	16
	RECEIVING			
	TAR	11	13	10
	REC	9	8	6
	YDS	105	64	80
	TD	4	1	0
	YPRR	0.93	0.66	0.80
	aDOT	10.8	7.5	9.0
	YAC	2.3	4.3	3.2
	%DR	9.1	0.0	4.5
	RUSHING			
	ATT	0	0	0
	YDS	0	0	0
	TD	0	0	0

<b>63</b>	2014	2015	PROJ	
<b>JAMES HANNA</b>	TM	DAL	DAL	DAL
	G	16	14	16
	RECEIVING			
	TAR	6	14	10
	REC	4	9	6
	YDS	48	79	80
	TD	0	0	0
	YPRR	0.92	1.39	1.16
	aDOT	7.5	4.1	5.1
	YAC	3.0	8.6	6.9
	%DR	0.0	14.3	7.1
	RUSHING			
	ATT	0	0	0
	YDS	0	0	0
	TD	0	0	0

<b>64</b>	2014	2015	PROJ	
<b>TYLER KROFT</b>	TM	-	CIN	CIN
	G	-	16	16
	RECEIVING			
	TAR	-	13	10
	REC	-	11	8
	YDS	-	129	78
	TD	-	1	0
	YPRR	-	1.11	1.11
	aDOT	-	6.1	10.1
	YAC	-	6.5	-0.8
	%DR	-	7.7	7.7
	RUSHING			
	ATT	-	0	0
	YDS	-	0	0
	TD	-	0	0

<b>65</b>	2014	2015	PROJ	
<b>NILES PAUL</b>	TM	WAS	-	WAS
	G	16	-	16
	RECEIVING			
	TAR	51	-	11
	REC	39	-	8
	YDS	507	-	68
	TD	1	-	0
	YPRR	1.81	-	1.81
	aDOT	8.3	-	7.6
	YAC	6.8	-	2.8
	%DR	7.8	-	7.8
	RUSHING			
	ATT	0	-	0
	YDS	0	-	0
	TD	0	-	0

<b>66</b>	2014	2015	PROJ	
<b>RHETT ELLISON</b>	TM	MIN	MIN	MIN
	G	16	15	16
	RECEIVING			
	TAR	24	14	9
	REC	19	11	7
	YDS	208	124	72
	TD	1	1	0
	YPRR	1.18	1.32	1.25
	aDOT	3	0.5	2.1
	YAC	8.4	11.4	9.5
	%DR	4.2	7.1	5.7
	RUSHING			
	ATT	0	0	0
	YDS	0	0	0
	TD	0	0	0

<b>67</b>	2014	2015	PROJ	
<b>DEMETRIUS HARRIS</b>	TM	KC	KC	KC
	G	7	16	16
	RECEIVING			
	TAR	4	12	9
	REC	3	7	5
	YDS	20	74	67
	TD	0	1	0
	YPRR	0.83	0.63	0.73
	aDOT	6.5	7.7	7.4
	YAC	1.7	3	2.6
	%DR	0.0	16.7	8.3
	RUSHING			
	ATT	0	0	0
	YDS	0	0	0
	TD	0	0	0

<b>68</b>	2014	2015	PROJ	
<b>JAMES OSHAUGHNESSY</b>	TM	-	KC	KC
	G	-	7	16
	RECEIVING			
	TAR	-	9	9
	REC	-	6	6
	YDS	-	87	67
	TD	-	0	0
	YPRR	-	1.24	1.24
	aDOT	-	5.1	9.0
	YAC	-	9.7	4.0
	%DR	-	0.0	0.0
	RUSHING			
	ATT	-	0	0
	YDS	-	0	0
	TD	-	0	0

<b>69</b>	2014	2015	PROJ	
<b>BRANDON PETTIGREW</b>	TM	DET	DET	DET
	G	14	8	16
	RECEIVING			
	TAR	14	13	11
	REC	10	7	6
	YDS	70	67	57
	TD	0	1	0
	YPRR	0.34	0.67	0.51
	aDOT	4.1	6.5	5.3
	YAC	3.4	5.4	4.2
	%DR	7.1	15.4	11.3
	RUSHING			
	ATT	0	0	0
	YDS	0	0	0
	TD	0	0	0

<b>70</b>	2014	2015	PROJ	
<b>NICK VANNETT</b>	TM	-	-	SEA
	G	-	-	16
	RECEIVING			
	TAR	-	-	9
	REC	-	-	6
	YDS	-	-	60
	TD	-	-	0
	YPRR	-	-	0.24
	aDOT	-	-	8.5
	YAC	-	-	3.2
	%DR	-	-	5.0
	RUSHING			
	ATT	-	-	0
	YDS	-	-	0
	TD	-	-	0

<b>71</b>	2014	2015	PROJ	
<b>JUSTIN PERILLO</b>	TM	GB	GB	GB
	G	2	9	16
	RECEIVING			
	TAR	0	13	5
	REC	0	11	4
	YDS	0	102	53
	TD	0	1	0
	YPRR	0	1.55	0.78
	aDOT	-	7.6	12.6
	YAC	0.0	2	2.0
	%DR	-	0.0	0.0
	RUSHING			
	ATT	0	0	0
	YDS	0	0	0
	TD	0	0	0

<b>72</b>	2014	2015	PROJ	
<b>MARQUEIS GRAY</b>	TM	BUF	BUF	MIA
	G	11	4	16
	RECEIVING			
	TAR	10	1	5
	REC	9	1	5
	YDS	134	2	50
	TD	0	0	0
	YPRR	3.19	0.29	1.74
	aDOT	4.6	-3	3.9
	YAC	10.1	5	9.6
	%DR	0.0	0.0	0.0
	RUSHING			
	ATT	0	0	0
	YDS	0	0	0
	TD	0	0	0

<b>73</b>	2014	2015	PROJ	
<b>TREY BURTON</b>	TM	PHI	PHI	PHI
	G	1	7	16
	RECEIVING			
	TAR	0	4	6
	REC	0	3	4
	YDS	0	54	47
	TD	0	0	0
	YPRR	0	2	1.00
	aDOT	-	6.3	10.7
	YAC	0.0	10.7	10.7
	%DR	-	0.0	0.0
	RUSHING			
	ATT	5	0	0
	YDS	10	0	0
	TD	0	0	0

<b>74</b>	2014	2015	PROJ	
<b>ASANTE CLEVELAND</b>	TM	SF	NE	SD
	G	3	3	16
	RECEIVING			
	TAR	1	1	6
	REC	0	1	4
	YDS	0	1	45
	TD	0	0	0
	YPRR	0	0.06	0.03
	aDOT	4	-	9.8
	YAC	0.0	1	1.0
	%DR	100.0	0.0	50.0
	RUSHING			
	ATT	0	0	0
	YDS	0	0	0
	TD	0	0	0

<b>75</b>	2014	2015	PROJ	
<b>MATT SPAETH</b>	TM	PIT	PIT	PIT
	G	15	13	16
	RECEIVING			
	TAR	4	3	6
	REC	3	2	4
	YDS	46	10	41
	TD	1	0	0
	YPRR	0.65	0.22	0.44

# TEAM DEFENSE

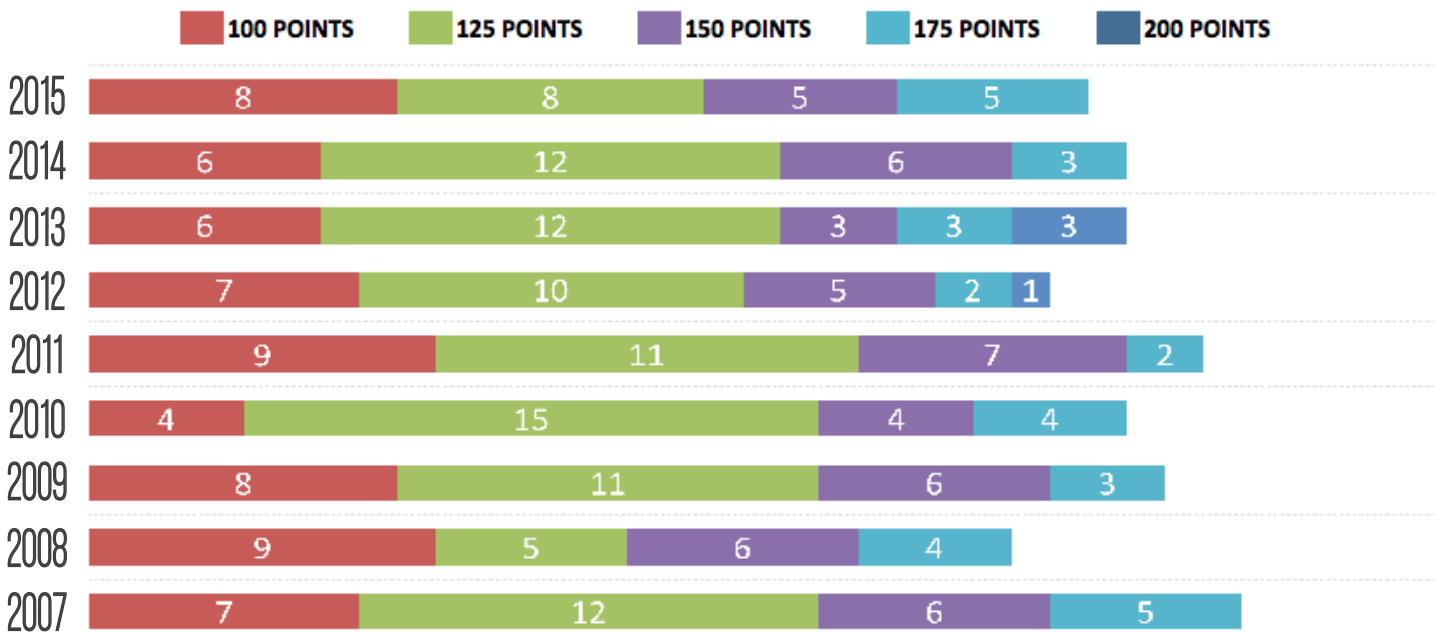


# TO STREAM OR NOT TO STREAM BY BRANDON MARIANNE LEE

The No. 1 rule in fantasy football is to wait until the last round to draft your kicker. The No. 2 rule is to wait until the round before last to get your defense, but wait ... you can't ignore your defense. Many a fantasy player has lost a game due to his or her defense plunging into the negative numbers. The Denver Broncos graded out as the best overall defense in 2015. We ranked them second in run defense, second in pass rush and third in pass coverage. Still, the Broncos only scored double-digit fantasy points in eight of their 16 performances. On the other hand, the Chicago Bears and the Cleveland Browns each gave up a top 10 defensive performance to their opponent in 10 of their 16 outings. Streaming defenses according to the most favorable matchup works, but not having to compete with like-minded players every week and sticking with elite talent has some upside.

## ELITE PRODUCTION IS RARE

It's rare for a fantasy defense to top the 200-point threshold. Only four units have done so since 2007, but 31 defenses have gone over 175 fantasy points during that span.



### MUST-DRAFT A WORD CLOUD FROM OUR STAFF. THE BIGGER THE NAME, THE MORE STAFFERS LISTED THE PLAYER.



# ZERO

Since we started grading games in 2007, no defense has repeated as the top fantasy unit. The Bears were the closest, finishing third in 2011 and first in 2012.

DOUG PERRY/BACKSTORY/AP IMAGES

PLAYER PROFILES BY PAT THORMAN

**1 DENVER BRONCOS**      \$2      BYE 11      2014      2015      PROJ.

The Broncos defense allowed the fewest passing yards, second fewest rushing yards, and fourth fewest points on their way to a second place tie in fantasy scoring. Their combined six defensive and special teams touchdowns tied for second-most. While they lost standout defensive end Malik Jackson and linebacker Danny Trevathan in free agency, Denver still arguably boasts the league's most talented defense. Despite questions at quarterback and a tougher schedule, the Broncos are still a top-three fantasy defense.

PPG	22.1	18.5	21.9
SACKS	41	51	48
INT	18	14	14
FR	7	13	13
D-TD	3	5	5
RYPG	80	83	92
PYPG	225	222	245
YGP	305	305	337
ST-TD	0	1	1
SFTY	0	1	1

**3 SEATTLE SEAHAWKS**      \$2      BYE 5      2014      2015      PROJ.

Seattle ranked in the top six for grading in each of pass rush, coverage, and run defense. They allowed the fewest points per game (17.3). Yet, they wound up seventh in fantasy DST scoring and have not finished first during the PFF era (since 2007) despite regularly being selected as the first unit. It is a reminder of DST scoring volatility and the limits to its predictability. It will be business as usual for the Seahawks DST, although that usually includes them being over-drafted.

PPG	15.9	17.3	20.0
SACKS	37	37	39
INT	13	14	13
FR	11	9	11
D-TD	2	3	4
RYPG	82	82	87
PYPG	225	226	242
YGP	267	308	329
ST-TD	0	2	1
SFTY	1	0	1

**5 NEW ENGLAND PATRIOTS**      \$1      BYE 9      2014      2015      PROJ.

While they were a middling fantasy point scoring defense in 2015, New England graded second in pass coverage, fourth in run defense, and tied for the second-most sacks. The loss of Chandler Jones will be felt, but Jabaal Sheard – the NFL's most productive pass rusher on a per-snap basis last year – was a better all-around player in his first season as a Patriot. Tied for an NFL-high 10.5 projected wins and with an offense regularly putting opponents in catch-up mode, the Patriots should see their defense finish near the top in fantasy scoring.

PPG	19.6	19.7	21.4
SACKS	40	49	40
INT	16	12	13
FR	9	10	12
D-TD	2	2	4
RYPG	104	99	92
PYPG	240	263	246
YGP	344	362	339
ST-TD	1	0	1
SFTY	0	1	1

**7 CINCINNATI BENGALS**      \$1      BYE 9      2014      2015      PROJ.

The Bengals DST scored the 10th-most fantasy points last year on the back of the league's second fewest points allowed (279), third most interceptions (21), and 10th most sacks. Their one defensive touchdown and zero special teams scores suggests potential positive regression. Their 10th-best pass rush grade is mostly due to standout DT Geno Atkins, who gets help from DE Carlos Dunlap and few others. The Bengals DST remains a safe, if lower-ceiling, fantasy option.

PPG	21.5	17.4	21.2
SACKS	20	42	36
INT	20	21	16
FR	6	7	7
D-TD	1	1	3
RYPG	116	92	90
PYPG	243	267	259
YGP	359	359	349
ST-TD	0	0	1
SFTY	0	0	1

**9 HOUSTON TEXANS**      \$1      BYE 9      2014      2015      PROJ.

After topping all DST units in scoring during the 2014 season, Houston dropped to eighth-best last year. All-World DE J.J. Watt was again a force while playing through injury, if not quite as dominant as in previous seasons. The Texans produced the 13th most turnovers (26) after leading the league in 2014 with 34. After an offseason dominated by investment in their offense, they will rely on defenders already in-house. But with Whitney Mercilus and Jadeveon Clowney, the pieces of a dominant pass rush are in place.

PPG	19.2	19.6	21.0
SACKS	37	44	42
INT	20	14	14
FR	14	11	8
D-TD	5	3	3
RYPG	105	100	102
PYPG	244	230	234
YGP	348	330	335
ST-TD	0	0	1
SFTY	1	0	1

**11 MINNESOTA VIKINGS**      \$1      BYE 6      2014      2015      PROJ.

The Vikings finished fifth in fantasy scoring last year after a 21st-place season in 2014. Head coach Mike Zimmer's imprint continues to be felt as Minnesota's pass coverage grade climbed to 10th after placing 14th the year before. With a talented front seven and our second-highest-graded safety in Harrison Smith, the Vikings defense is stocked on all three levels. Their special teams led the league with three return touchdowns, and Minnesota's improved offense should force opponents to take more chances.

PPG	21.4	18.9	22.5
SACKS	42	43	41
INT	13	13	13
FR	6	9	8
D-TD	3	3	2
RYPG	122	109	108
PYPG	223	253	248
YGP	345	362	356
ST-TD	0	3	1
SFTY	2	0	1

**13 PITTSBURGH STEELERS**      \$0      BYE 8      2014      2015      PROJ.

The Steelers allowed the third most passing yards, but thanks to 52 sacks and a combined 32 interceptions and fumble recoveries, they ranked sixth in fantasy DST scoring. While their run defense graded 24th, opponents only attempted the sixth most rushes against them in large part because their secondary was weak and their own offense was electric. After a quiet offseason, the same formula appears to be in place for 2016. The Steelers DST remains a volatile fantasy streamer.

PPG	23.0	19.9	22.2
SACKS	33	48	41
INT	11	17	15
FR	10	13	10
D-TD	5	2	4
RYPG	100	91	82
PYPG	254	291	260
YGP	353	383	342
ST-TD	1	1	1
SFTY	0	0	1

**15 PHILADELPHIA EAGLES**      \$0      BYE 4      2014      2015      PROJ.

One year after a third-place finish in DST scoring, the Eagles dropped to 15th last season. The team will switch back to a 4-3 base defensive scheme under new coordinator Jim Schwartz, whose unit in Buffalo was fantasy's second highest scoring DST. The departures of LB Kiko Alonso and oft-burnt CB Byron Maxwell are additions by subtraction, and the signing of Rodney McLeod mitigates losing the retired Walter Thurmond at safety. The Eagles are an underrated fantasy option.

PPG	25.0	26.9	26.5
SACKS	49	37	36
INT	12	15	13
FR	16	11	11
D-TD	4	4	4
RYPG	111	135	123
PYPG	265	282	257
YGP	376	417	380
ST-TD	4	3	1
SFTY	0	1	1

**2 ARIZONA CARDINALS**      \$2      BYE 9      2014      2015      PROJ.

The Cardinals have been a top-five fantasy defense for three straight years, including a first place finish last season. Arizona led on 56 percent of snaps in 2015 (second-highest), forcing opposing offenses to take more chances. Their 48-percent blitz rate led the league, six defensive touchdowns tied for the most, and they placed in the top-five in fumble recoveries and interceptions. The addition of edge rusher Chandler Jones and rookie Robert Nkemdiche will boost their middling sack totals.

PPG	18.7	19.6	21.5
SACKS	35	36	37
INT	18	19	15
FR	7	14	13
D-TD	4	6	5
RYPG	109	91	89
PYPG	260	247	242
YGP	368	339	331
ST-TD	1	1	1
SFTY	0	2	1

**4 CAROLINA PANTHERS**      \$1      BYE 7      2014      2015      PROJ.

Last season's fourth-highest-scoring fantasy DST led the league in interceptions (24) and tied for the most fumble recoveries (18). Carolina will rely on an excellent front seven to maintain their strong defensive output. Their 47 sacks tied for the ninth most and they return breakout DT Kawann Short, in front of Luke Kuechly and Thomas Davis -- the league's best linebacking duo. While Josh Norman's presence will be missed, the Panthers defense has enough talent to remain a top 10 fantasy DST.

PPG	23.4	19.3	22.9
SACKS	40	44	40
INT	14	24	16
FR	12	15	13
D-TD	2	4	6
RYPG	112	88	89
PYPG	260	253	256
YGP	340	342	345
ST-TD	1	0	1
SFTY	0	1	1

**6 LOS ANGELES RAMS**      \$1      BYE 8      2014      2015      PROJ.

The strength of the Rams defense remains their line despite the departures of DE Chris Long and DT Nick Fairley. The Rams maintained a pass rush that graded third-highest and produced 48 sacks (tied for sixth most). However, the back-seven features questions at linebacker, as well as holes in the secondary. Los Angeles' DST unit features dangerous returners Tavon Austin and Benny Cunningham, but with an offense that may leave them in shaky situations, their fantasy point output will be volatile.

PPG	22.1	20.6	23.2
SACKS	41	41	42
INT	13	13	13
FR	12	13	12
D-TD	3	3	4
RYPG	111	114	108
PYPG	241	269	254
YGP	352	383	362
ST-TD	2	1	1
SFTY	0	1	1

**8 KANSAS CITY CHIEFS**      \$1      BYE 5      2014      2015      PROJ.

The Chiefs defense tied for the second-most fantasy points last year, and they retained their core after free agency. That included re-signing OLB Tamba Hali, who pairs with former first-rounder Dee Ford to pick up the pass-rushing slack while Justin Houston rehabs an ACL tear. Maintaining a pass rush is crucial in defensive coordinator Bob Sutton's aggressive scheme, which tied the Cardinals with an NFL-high six defensive touchdowns. The Chiefs remain an upper-tier unit.

PPG	17.6	17.9	22.3
SACKS	46	47	42
INT	6	22	19
FR	8	7	9
D-TD	1	6	4
RYPG	127	98	98
PYPG	203	249	249
YGP	331	348	347
ST-TD	2	0	1
SFTY	1	1	1

**10 GREEN BAY PACKERS**      \$1      BYE 4      2014      2015      PROJ.

Green Bay finished 13th in DST scoring, and other than losing quality slot CB Casey Hayward, they had a typically nondescript offseason. Fortunately, they have enough pieces in place to be a more than viable fantasy streamer. In their 10 wins the Packers DST averaged 11.9 points. In their six losses, they scored 4.0 points per game – 1.3 fewer than last-place New Orleans. A healthier line, Jordy Nelson's return, and a slimmer Eddie Lacy should have them looking closer to the 6-0 squad that entered last year's bye.

PPG	21.8	20.2	22.0
SACKS	41	43	43
INT	18	16	15
FR	9	6	8
D-TD	4	2	3
RYPG	120	119	115
PYPG	226	244	236
YGP	346	363	351
ST-TD	2	0	1
SFTY	3	0	1

**12 NEW YORK JETS**      \$1      BYE 11      2014      2015      PROJ.

The Jets finished 12th in fantasy DST scoring, which was stronger than it looks considering they had just one defensive score and zero special teams touchdowns. Not flush with dynamic pass rushers, New York blitzed on 42.5 percent of snaps (third highest) and recorded the 12th-most sacks (46). The Jets defensive line remains their strength. However, questions at linebacker and over CB Darrelle Revis' potential decline put them in the streamer category instead of an every-week fantasy option.

PPG	25.1	19.6	21.1
SACKS	45	39	39
INT	6	18	15
FR	7	12	10
D-TD	0	0	3
RYPG	93.1	83.4	82.9
PYPG	234	253	251.1
YGP	327	336	334.0
ST-TD	0	0	1
SFTY	1	0	1

**14 OAKLAND RAIDERS**      \$0      BYE 10      2014      2015      PROJ.

The Raiders jumped from the lowest-scoring fantasy DST in 2014 to 20th last year, and they may be poised to take a similar step forward in 2016. Oakland added pass rusher Bruce Irvin to team with edge-defending demon Khalil Mack, while inserting Sean Smith and Reggie Nelson into their weak-link secondary. Adding safety Karl Joseph with the 14th pick in the draft rounded out an overhaul that arguably has the Raiders in the top-10 DST conversation.

PPG	28.3	24.9	22.5
SACKS	22	38	38
INT	9	14	14
FR	5	11	9
D-TD	1	1	3
RYPG	119	105	98
PYPG	238	272	253
YGP	358	377	351
ST-TD	0	0	1
SFTY	0	2	1

**16 WASHINGTON REDSKINS**      \$0      BYE 9      2014      2015      PROJ.

After a year of improvement, Washington capped a solid offseason by signing top-three CB Josh Norman to help a pass coverage unit that graded 28th. Although they forced the eighth most total turnovers, their interception total ranked 22nd-best. Drafting hybrid safety-linebacker Su'a Cravens and run stopping LB Steven Daniels, along with re-signing injured pass rusher Junior Galette, make for nice additions to an already ascending defense that will be viable for fantasy streaming.

PPG	27.4	23.7	24.5
SACKS	38	38	38
INT	7	11	12
FR	12	16	13
D-TD	0	2	4
RYPG	107	123	110
PYPG	248	274	247
YGP	355	397	358
ST-TD	0	2	1
SFTY	0	1	1

**17 DETROIT LIONS \$0 BYE 10 2014 2015 PROJ.**

Following a year in which their defense was mediocre across the board, the Lions focused mainly on the offensive side of the ball this offseason. Detroit's defense posted middle-of-the-road marks for pass rush, coverage, and run defense. Yet the Lions added little at cornerback, and DE Ezekiel Ansah remains their only real pass rushing threat. With a schedule featuring the offenses of the NFC East and rising AFC South, there are not many soft spots to make the Lions DST more than an occasional fantasy streamer.

PPG SACKS	17.6	25	24.1
INT	43	42	41
FR	7	10	11
D-TD	2	2	3
RYPG	69	113	108
PYPG	232	254	243
YPG	301	367	351
ST-TD	0	0	1
SFTY	1	2	1

**19 BALTIMORE RAVENS \$0 BYE 8 2014 2015 PROJ.**

The Ravens are synonymous with fantasy defense, but in 2015, they wound up as a unit to attack instead of start. Baltimore finished 28th in DST scoring, tied for 19th in sacks, graded 24th for pass rush, and their meager 14 forced turnovers ranked second-to-last. They trotted out the 23rd-graded coverage unit, and other than swapping safety Will Hill for former Charger Eric Weddle, the Ravens back end looks similarly shaky. Baltimore profiles more as a streaming fantasy defense than an every-week lock.

PPG SACKS	18.9	25.1	22.6
INT	50	37	39
FR	11	6	10
D-TD	11	7	6
RYPG	1	2	1
PYPG	88	104	103
YPG	248	247	245
ST-TD	336	351	348
SFTY	1	1	1

**21 TAMPA BAY BUCCANEERS \$0 BYE 6 2014 2015 PROJ.**

The Buccaneers surprisingly had the 17th highest scoring DST last year. They graded 30th in run defense and last in pass coverage, while surrendering the seventh most points. Tampa Bay recovered the most fumbles (18), which will likely regress. DT Gerald McCoy, DE William Gholston and LB Lavonte David are quality building blocks, but need help. Drafting CB Vernon Hargreaves and DE Noah Spence adds a shot of high-upside talent to a defense that remains best-suited for light fantasy streaming.

PPG SACKS	25.6	26.1	24.1
INT	35	38	41
FR	14	11	12
D-TD	11	12	12
RYPG	3	3	4
PYPG	113	100	99
YPG	256	255	250
ST-TD	369	355	348
SFTY	0	0	1

**23 JACKSONVILLE JAGUARS \$0 BYE 5 2014 2015 PROJ.**

A flurry of additions has pushed Jacksonville's DST, which tied for 21st in scoring, into fantasy consideration. The Jaguars' nine interceptions tie for the fourth fewest, but the additions of CB Prince Amukamara and S Tashaun Gibson, along with first-round CB/S Jalen Ramsey, will go a long way toward tightening up their back-end. The signing of DE Malik Jackson, who earned our third highest pass rushing grade at his position, strengthens the suddenly solid front seven of an ascending defense.

PPG SACKS	25.8	28.0	23.2
INT	46	36	39
FR	6	9	12
D-TD	14	9	9
RYPG	3	3	3
PYPG	127	107	96
YPG	243	283	254
ST-TD	371	390	350
SFTY	0	1	1

**25 MIAMI DOLPHINS \$0 BYE 8 2014 2015 PROJ.**

After tying for the ninth fewest fantasy points and bleeding defensive line talent during the offseason, the Dolphins DST is not set up for success. Miami replaced Olivier Vernon with Bills free agent flop Mario Williams to go along with Cameron Wake, who is recovering from an Achilles tear. Trading for Eagles salary-dump CB Byron Maxwell cancels their own loss of CB Brent Grimes. With still-questionable run defense and pass coverage units, the Dolphins DST remains a bottom-third fantasy option.

PPG SACKS	23.3	24.3	24.1
INT	39	31	36
FR	14	13	13
D-TD	11	3	6
RYPG	2	3	2
PYPG	121	126	117
YPG	222	264	244
ST-TD	343	390	361
SFTY	0	1	1

**27 ATLANTA FALCONS \$0 BYE 11 2014 2015 PROJ.**

While the Falcons' pass coverage graded 18th-best and tied for the 10th most interceptions (15), their 29th-graded pass rush produced a league-worst 20 sacks. They remain thin in the defensive secondary despite the presence of top-10 cornerback Desmond Trufant, and the four-game suspension of CB Jalen Collins does not help matters. The roster is slowly collecting more talent, but the Atlanta DST remains a bottom-third unit in fantasy and will max out as an occasional streamer in 2016.

PPG SACKS	26.1	21.6	22.8
INT	23	19	29
FR	16	15	14
D-TD	12	8	8
RYPG	2	3	3
PYPG	119	104	103
YPG	279	250	247
ST-TD	398	354	350
SFTY	1	0	1

**29 CLEVELAND BROWNS \$0 BYE 12 2014 2015 PROJ.**

Cleveland's 14 draft picks infused the team with youthful upside and several promising defenders. Emmanuel Ogbah and Carl Nassib, especially, will help the Browns' 21st-graded pass rush once they are up to speed. The problem for fantasy purposes is Cleveland is destined for a rough season. Opponents will need to take few chances against them while winning late in games, severely reducing point scoring opportunities for the Browns DST and crushing their fantasy usefulness.

PPG SACKS	21.1	27.0	24.7
INT	31	29	36
FR	21	11	13
D-TD	8	10	9
RYPG	3	2	3
PYPG	141	128	120
YPG	224	261	243
ST-TD	365	389	362
SFTY	0	1	1

**31 DALLAS COWBOYS \$0 BYE 7 2014 2015 PROJ.**

The Cowboys tied for the third fewest DST points scored, forced the fewest turnovers, and their defensive personnel was not significantly upgraded. Dallas did not re-sign DE Greg Hardy, and fellow ends DeMarcus Lawrence and Randy Gregory are suspended for the first four games. Assuming improved health on offense, the Dallas defense will enjoy more favorable game scripts, like when the DST tied for the 12th-most points in 2014. Whether they possess the talent to produce for fantasy is another story.

PPG SACKS	22.0	23.4	22.1
INT	28	31	36
FR	18	8	11
D-TD	14	3	5
RYPG	3	1	1
PYPG	103	121	119
YPG	252	242	239
ST-TD	355	362	358
SFTY	0	0	1

**18 NEW YORK GIANTS \$0 BYE 8 2014 2015 PROJ.**

Despite the 26th-graded run defense and pass rush, and the 29th-graded coverage, the Giants managed the 18th-most DST fantasy points. Fortunately, their new-look defense was reinforced with high-end (high-priced) free agent additions, including DE Olivier Vernon, DT Damon Harrison, and CB Jenoris Jenkins. Huge questions remain at linebacker and safety, but New York should have enough talent and positive game scripts to put them squarely in the streaming DST conversation when the matchup is right.

PPG SACKS	25.0	27.6	25.2
INT	47	23	36
FR	17	14	14
D-TD	9	14	11
RYPG	1	4	4
PYPG	135	121	103
YPG	241	308	262
ST-TD	376	429	365
SFTY	0	2	1

**20 INDIANAPOLIS COLTS \$0 BYE 10 2014 2015 PROJ.**

With the 23rd-graded run defense and pass rush, plus the 20th-graded coverage unit, the Colts DST did well to score the 14th most fantasy points last year. Unfortunately, they did little to significantly upgrade a talent-deficient defense that has holes on all three levels. New defensive coordinator Ted Monachino will need to manufacture a pass rush, as game-changers are non-existent along Indianapolis' front seven. The Colts DST's best chance of fantasy viability stems from playing with large leads.

PPG SACKS	23.1	25.5	24.0
INT	41	35	38
FR	12	17	15
D-TD	14	8	9
RYPG	2	5	3
PYPG	113	122	112
YPG	230	273	250
ST-TD	343	395	362
SFTY	0	1	1

**22 BUFFALO BILLS \$0 BYE 10 2014 2015 PROJ.**

The Bills went from the second best fantasy DST in 2014 to tied for 23rd under new head coach Rex Ryan. Their league-worst pass rush and sack total (20) undermined a coverage unit that graded 11th-best and tied for the sixth most interceptions (17). If healthy, first-round LB Shaq Lawson should be an upgrade on Mario Williams, who graded as the 96th best edge defender. Ryan would boast they have bounce-back potential, but are better suited for streaming.

PPG SACKS	18.1	22.4	23.1
INT	52	21	29
FR	19	17	15
D-TD	11	8	7
RYPG	1	3	2
PYPG	107	108	104
YPG	205	256	247
ST-TD	312	364	351
SFTY	2	0	1

**24 TENNESSEE TITANS \$0 BYE 12 2014 2015 PROJ.**

Despite scoring the seventh fewest fantasy points, the Titans defense was not a train wreck. They graded 12th against the run, where their 3.9 yards-per-carry-allowed average ranked ninth-best. With league-average grades in pass rush (14th) and coverage (12th), their poor fantasy output came down to a lack of big play opportunities. Several offensive upgrades and a healthy Marcus Mariota should give the Titans DST more opportunities to prove worthy of selective fantasy streaming in 2016.

PPG SACKS	27.4	26.4	22.5
INT	39	39	43
FR	12	11	13
D-TD	4	8	8
RYPG	2	2	2
PYPG	137	112	107
YPG	236	247	235
ST-TD	373	359	342
SFTY	0	0	1

**26 SAN DIEGO CHARGERS \$0 BYE 11 2014 2015 PROJ.**

The Chargers made notable offseason upgrades to last year's 29th-graded defense. Yet, after tying for the third lowest in fantasy DST points scored, grading as the league's worst run defense and fifth worst pass rush, there is plenty of ground to make up. Signing DT Brandon Mebane from Seattle and drafting DE Joey Bosa - our highest draft eligible player - will help plug holes. Despite the upgrades, the Chargers DST is likely at least a year away from fantasy viability.

PPG SACKS	21.8	24.9	22.0
INT	26	32	38
FR	7	11	13
D-TD	11	9	8
RYPG	3	1	2
PYPG	124	125	115
YPG	214	251	231
ST-TD	338	376	346
SFTY	0	0	1

**28 CHICAGO BEARS \$0 BYE 9 2014 2015 PROJ.**

After undergoing a dramatic offseason facelift, Chicago's defensive front seven is the strength of their roster. They added DT Akiem Hicks and inside linebackers Danny Trevathan and Jerrell Freeman in free agency, plus drafted OLB Leonard Floyd and DE Jonathan Bullard. Their secondary remains a question, but the upgraded pass rush should help Chicago increase their meager eight interceptions (second fewest). After scoring the second fewest DST fantasy points in 2015, they will need it.

PPG SACKS	27.6	24.8	22.0
INT	39	35	39
FR	14	8	11
D-TD	10	9	5
RYPG	1	0	1
PYPG	113	121	116.7
YPG	264	239	231.1
ST-TD	377	360	347.8
SFTY	1	0	1

**30 NEW ORLEANS SAINTS \$0 BYE 5 2014 2015 PROJ.**

The Saints DST scored the fewest fantasy points in 2015, one year after producing the second fewest. New Orleans tied for the fourth fewest sacks on their way to allowing the most passing yards. The Saints have a handful of bright spots on defense, including DE Cameron Jordan, CB Delvin Breaux, and first-round DT Sheldon Rankins. Yet they remain a fantasy DST unit to avoid unless you are starting players against them.

PPG SACKS	26.5	29.8	25.3
INT	34	31	35
FR	12	9	11
D-TD	5	13	11
RYPG	0	1	3
PYPG	133	131	109
YPG	251	297	248
ST-TD	384	428	358
SFTY	0	1	1

**32 SAN FRANCISCO 49ERS \$0 BYE 8 2014 2015 PROJ.**

The 49ers DST finished with the sixth fewest fantasy points, but offseason changes could make them surprisingly useful. Chip Kelly brings an elevated offensive pace, forcing his defenses to play a ton of snaps and creating opportunities for fantasy point scoring. While he was in Philadelphia, the Eagles DST ranked 13th, third, and 15th, and they profiled similarly to this year's 49ers unit. New DC Jim O'Neil runs an aggressive scheme that may result in useful, if volatile, matchup-based fantasy viability.

PPG SACKS	21.3	24.2	23.8
INT	36	28	34
FR	23	9	11
D-TD	6	3	4
RYPG	3	1	1
PYPG	101	126	115
YPG	221	273	250
ST-TD	322	400	365
SFTY	0	0	0

# PLACE KICKERS

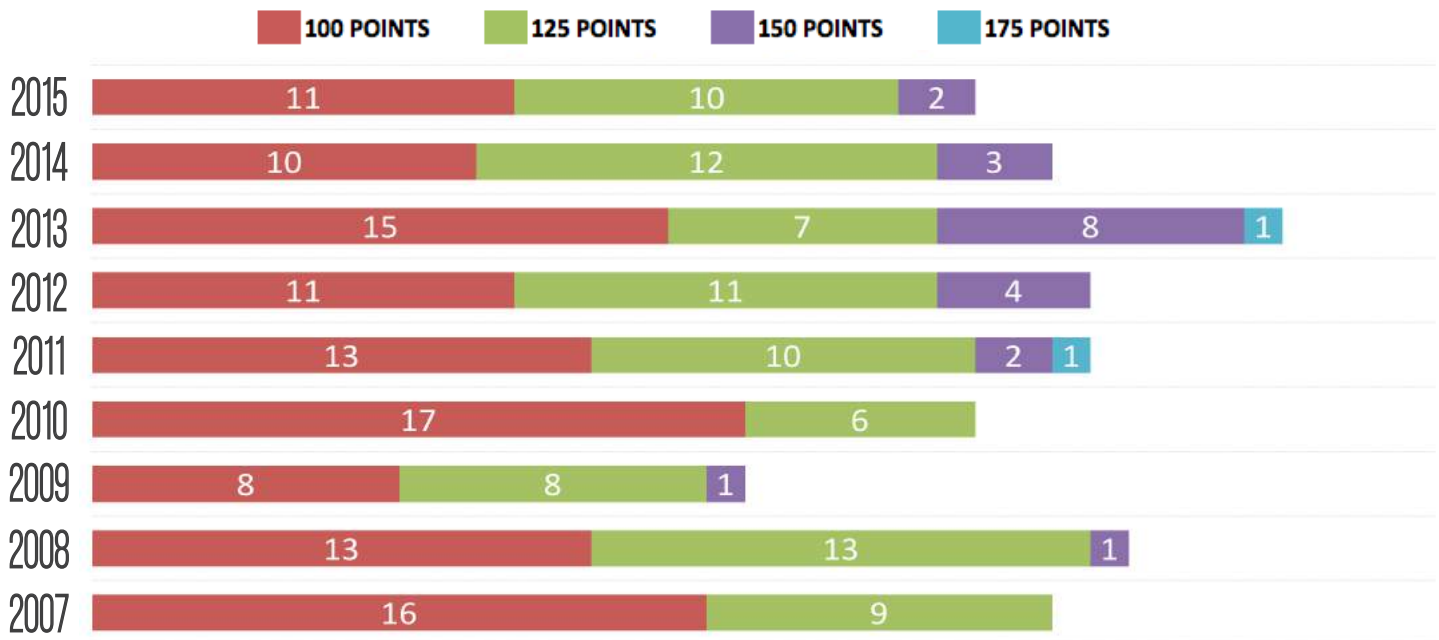


# RANKING KICKERS, MADE EASY BY SCOTT BARRETT

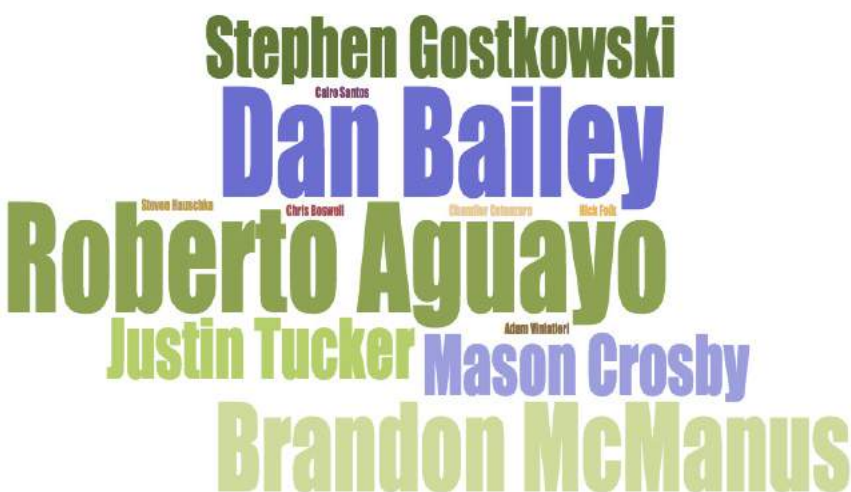
Kickers are undoubtedly the unwanted step-child of your starting lineup. They're the position you likely spend the least time thinking about, the fewest FAAB dollars on, and only bother remembering it's there when the position appears to have cost you a game. Each year it seems more and more leagues are abolishing the position entirely, but if this isn't one of your leagues then it still represents an edge to be had over your opponents. For our rankings, we look at how potent a kicker's offense may be (good for collecting extra point attempts), how strong their defense is (targeting opportunities for good field position), projected game-script (teams far behind on their opponent may be less likely to settle for field goals), how accurate a kicker has been historically, if they may be in danger of losing their job, and much more. Basically, we do all of the hard work so you don't have to.

## WAIT UNTIL THE LAST ROUND

Elite fantasy production out of kickers is extremely rare, with just two players topping 175 points since 2007. It just doesn't make sense to draft one until the last round.



### MUST-DRAFT A WORD CLOUD FROM OUR STAFF. THE BIGGER THE NAME, THE MORE STAFFERS LISTED THE PLAYER.



# 71

With the extra point moved back to the 15-yard line, kickers missed 71 PATs, which was the most since 1977.

PLAYER PROFILES BY PAT THORMAN

1	STEPHEN GOSTKOWSKI	NE	\$1	BYE 9	2014	2015	PROJ
<p>Gostkowski has ranked first in fantasy kicker points for four straight years and has not been outside the top three since getting hurt in 2010. He has been top-10 in field goals and extra points each of the last four seasons. With the Patriots offense set to score often – if not early, with Tom Brady’s pending suspension – Gostkowski will again be at or near the top of the fantasy kicker list in January. He may even get a few more field goal attempts if New England is less efficient in Brady’s absence.</p>	TM	NE	NE	NE			
	G	16	16	16			
	FG	35/37	33/36	36/41			
	%	95%	92%	88%			
	>30	12/12	6/6	8/9			
	31-40	10/11	11/11	11/12			
	41-50	12/13	12/14	12/14			
	50+	1/1	4/5	5/6			
	PAT	51/51	52/52	40/41			
	%	100%	100%	97%			

3	STEVEN HAUSCHKA	SEA	\$1	BYE 5	2014	2015	PROJ
<p>The league’s fourth most-accurate field goal kicker over the last five years, Hauschka’s services are almost always in play during Seahawks games. Their high-end defense and typically conservative play calling lead to scripts that keep kickers relevant. Hauschka has finished sixth, fifth, and fourth in fantasy scoring over the last three seasons, while attempting the fourth-most field goals during that time. While he might not be sexy he’s a safe fantasy option.</p>	TM	SEA	SEA	SEA			
	G	16	16	16			
	FG	31/37	29/31	27/31			
	%	84%	94%	90%			
	>30	10/10	9/9	8/8			
	31-40	10/10	7/7	7/8			
	41-50	9/13	7/9	7/9			
	50+	2/4	6/6	5/6			
	PAT	41/41	40/44	40/43			
	%	100%	91%	93%			

5	GRAHAM GANO	CAR	\$1	BYE 7	2014	2015	PROJ
<p>Gano has improved his fantasy output each of the last three seasons and finished as the second-highest-scoring kicker last year. He has attempted the fourth most field goals over the past two seasons (71). The Panthers tied for the second most red zone trips per game in 2015 (3.8) and were the most efficient offense once they got there. With more of the same expected for 2016 – Gano led the league with 56 extra points last year – he is a solid bet to repeat his impressive output.</p>	TM	CAR	CAR	CAR			
	G	16	16	16			
	FG	29/35	30/36	26/31			
	%	83%	83%	84%			
	>30	7/7	11/11	8/9			
	31-40	13/14	4/5	6/6			
	41-50	8/11	13/16	9/12			
	50+	1/3	2/4	3/4			
	PAT	34/34	56/59	43/45			
	%	100%	95%	95%			

7	JOSH BROWN	NYG	\$1	BYE 8	2014	2015	PROJ
<p>In 2015, Brown finished third in fantasy scoring, nailed all three attempts from 50-plus yards, and tied Stephen Gostkowski for the highest field goal accuracy percentage. He ranks fourth in that department since joining the Giants three seasons ago. With the New York offense hitting its up-tempo stride under Ben McAdoo, Brown has become a solid fantasy factor. Brown’s upside and affordability make him an attractive fantasy option.</p>	TM	NYG	NYG	NYG			
	G	16	16	16			
	FG	24/26	30/32	26/29			
	%	92%	94%	90%			
	>30	7/8	7/7	7/7			
	31-40	9/9	12/12	9/10			
	41-50	4/5	8/10	7/9			
	50+	4/4	3/3	3/4			
	PAT	44/44	44/45	43/44			
	%	100%	98%	96%			

9	DAN BAILEY	DAL	\$1	BYE 7	2014	2015	PROJ
<p>Bailey is the NFL’s most accurate field goal kicker over the last five years (90.6 percent) and has the fourth most attempts during that span (159). He finished inside the top 10 fantasy kickers for four consecutive years before winding up 11th during the Cowboys meltdown of a 2015 season. Dallas has Tony Romo back healthy and will aim to hang in games with a ball-control approach. Whether that is a good idea or not doesn’t matter for Bailey, who will be called upon often during consistently close games.</p>	TM	DAL	DAL	DAL			
	G	16	16	16			
	FG	25/29	30/32	24/27			
	%	86%	94%	90%			
	>30	6/6	9/9	7/7			
	31-40	6/7	10/10	8/8			
	41-50	8/9	6/7	6/7			
	50+	5/7	5/6	3/5			
	PAT	56/56	25/25	42/43			
	%	100%	100%	97%			

11	BRANDON MCMANUS	DEN	\$1	BYE 11	2014	2015	PROJ
<p>McManus scored the ninth most fantasy points last season, one year after coming in 31st while playing less than a full season. The Broncos offense also went into the tank, visiting the red zone 2.7 times per game (23rd) versus the eighth highest rate in 2014 (3.7 times). McManus attempted the seventh most field goals last year (2.5 per game) versus 1.4 the previous year. With an elite defense and what will likely be a conservative offense, McManus will again play a large role for Denver and in fantasy.</p>	TM	DEN	DEN	DEN			
	G	15	16	16			
	FG	9/13	30/35	26/30			
	%	69%	86%	86%			
	>30	5/5	12/12	9/9			
	31-40	2/3	8/8	7/8			
	41-50	2/3	5/8	6/8			
	50+	/2	5/7	4/6			
	PAT	41/41	35/36	33/34			
	%	100%	97%	96%			

13	CHANDLER CATANZARO	ARZ	\$0	BYE 9	2014	2015	PROJ
<p>Last season’s fourth-highest-scoring fantasy kicker will again have the potent Cardinals offense to keep him busy. Arizona led the league with 3.9 red zone trips per game and they should approach that again in 2016. Despite a mediocre finish in 2014, Catanzaro was the 12th-best fantasy kicker during the six weeks when Carson Palmer played all or part of games. A theme for high-end fantasy kickers is plenty of extra points, and Catanzaro kicked the second most last year. Expect more of the same.</p>	TM	ARZ	ARZ	ARZ			
	G	16	16	16			
	FG	29/33	28/31	27/32			
	%	88%	90%	85%			
	>30	5/5	13/13	10/11			
	31-40	12/14	9/9	9/9			
	41-50	10/11	6/7	7/9			
	50+	2/3	/2	1/4			
	PAT	27/27	53/58	43/46			
	%	100%	91%	93%			

15	NICK FOLK	NYJ	\$0	BYE 11	2014	2015	PROJ
<p>During his past three seasons with the Jets, Folk finished 12th, 15th, and 32nd in fantasy scoring. But last year he only played eight games, and if fill-in Randy Bullock’s points are added to Folk’s, it would equate to the 12th best fantasy kicker. The Jets went from the least efficient red zone offense in 2014 to third-best last year. But no matter what happens on offense, the defense keeps them in games long enough for Folk to remain an option in both real and fantasy football.</p>	TM	NYJ	NYJ	NYJ			
	G	16	8	16			
	FG	32/39	13/16	28/34			
	%	82%	81%	84%			
	>30	13/13	2/2	7/7			
	31-40	7/7	6/6	9/10			
	41-50	9/13	3/6	9/12			
	50+	3/6	2/2	3/4			
	PAT	23/23	19/19	38/40			
	%	100%	100%	96%			

2	JUSTIN TUCKER	BLT	\$1	BYE 8	2014	2015	PROJ
<p>Tucker has finished top 10 in fantasy kicker scoring three times and 11th once. He led the league in field goal attempts last year and has the second most tries since entering the NFL in 2012. Tucker is the eighth most accurate on field goals during the last five years among kickers with at least 50 attempts, and he has never missed an extra point in 139 tries. With the healthy return of Joe Flacco, the Ravens offense should once again produce consistent scoring opportunities in 2016.</p>	TM	BLT	BLT	BLT			
	G	16	16	16			
	FG	29/34	33/40	34/41			
	%	85%	83%	84%			
	>30	10/10	10/10	10/10			
	31-40	11/11	9/9	10/10			
	41-50	4/4	10/11	10/12			
	50+	4/9	4/10	5/9			
	PAT	42/42	29/29	37/38			
	%	100%	100%	97%			

4	MASON CROSBY	GB	\$1	BYE 4	2014	2015	PROJ
<p>Even in a down year for Green Bay’s offense, Crosby finished as the 15th best fantasy kicker. In three of the prior four seasons, he ranked sixth-best or better. During the last five years, Crosby is tied for the fourth most field goal attempts. He attempted 19 fewer extra points in 2015 than he did in 2014, a difference that would have pushed him well into the fantasy top-10. With a healthier offense backing him in 2016, expect Crosby to return to the upper-echelon of fantasy kickers.</p>	TM	GB	GB	GB			
	G	16	16	16			
	FG	27/33	24/28	26/31			
	%	82%	86%	84%			
	>30	7/7	8/8	8/8			
	31-40	10/11	4/4	6/6			
	41-50	6/8	8/11	8/11			
	50+	4/7	4/5	4/5			
	PAT	53/55	36/36	43/44			
	%	96%	100%	97%			

6	BLAIR WALSH	MIN	\$1	BYE 6	2014	2015	PROJ
<p>After an impressive rookie season, when he ranked third in kicker scoring, Walsh bottomed out in 2014 with a 74.3 field goal accuracy rate and a 22nd-place fantasy finish. He rebounded last season and ranked fifth-best for fantasy before costing the Vikings a playoff win with a missed 27-yarder. If he can bounce back well, Walsh is set up nicely with a Minnesota team well-constructed for fantasy kicker production.</p>	TM	MIN	MIN	MIN			
	G	16	16	16			
	FG	26/35	34/39	28/33			
	%	74%	87%	87%			
	>30	6/7	9/9	8/8			
	31-40	8/10	13/15	10/11			
	41-50	7/9	6/7	7/8			
	50+	5/9	6/8	4/6			
	PAT	29/29	33/37	35/38			
	%	100%	89%	92%			

8	CAIRO SANTOS	KC	\$1	BYE 5	2014	2015	PROJ
<p>Andy Reid loves field goals, and Santos has attempted the sixth most since joining the team two seasons ago. He finished 17th in fantasy kicker scoring as a rookie and seventh-best last season, when he converted the fifth most field goals and seventh most extra points. The Chiefs made the seventh most red zone visits in 2015 and converted them to touchdowns at the 12th best rate. Their strong defense and conservative offense combine to keep Santos involved throughout most games.</p>	TM	KC	KC	KC			
	G	16	16	16			
	FG	25/30	30/37	28/33			
	%	83%	81%	84%			
	>30	11/11	7/8	7/8			
	31-40	5/6	10/10	9/9			
	41-50	8/11	9/11	8/10			
	50+	1/2	4/8	4/6			
	PAT	38/38	39/41	34/35			
	%	100%	95%	95%			

10	ROBERTO AGUAYO	TB	\$1	BYE 6	2014	2015	PROJ
<p>Trading up for a kicker – even college football’s best -- in the second round of the NFL draft is a highly questionable move. Yet, for fantasy purposes, Aguayo will be worth rostering as a rookie. In quarterback Jameis Winston’s first season, the Buccaneers ranked 13th in red zone trips per game and 22nd in efficiency. While the touchdown rate may rise, Aguayo should still be plenty busy. Tampa Bay’s main kicker last season, Connor Barth, ranked 12th in fantasy points on a per-game basis.</p>	TM			TB			
	G	-	-	16			
	FG	-	-	25/31			
	%	-	-	79%			
	>30	-	-	8/8			
	31-40	-	-	8/9			
	41-50	-	-	5/8			
	50+	-	-	4/6			
	PAT	-	-	35/37			
	%	-	-	93%			

12	SEBASTIAN JANIKOWSKI	OAK	\$1	BYE 10	2014	2015	PROJ
<p>Janikowski is better known for his big leg – he hit four of five attempts from 50-plus yards last year – and a big personality than fantasy contributions. In the Raiders’ seven wins, he averaged 8.1 points – which would be fifth-best on the full season. In their nine losses, Janikowski averaged 4.1 points – good for 38th-best. The Raiders are projected to win an additional 1.5 games and they should stay competitive for longer even in losses.</p>	TM	OAK	OAK	OAK			
	G	16	16	16			
	FG	19/22	21/26	19/23			
	%	86%	81%	82%			
	>30	2/2	7/7	6/6			
	31-40	5/6	5/6	5/6			
	41-50	9/9	5/8	5/7			
	50+	3/5	4/5	3/4			
	PAT	28/28	38/39	39/41			
	%	100%	97%	96%			

14	MIKE NUGENT	CIN	\$0	BYE 9	2014	2015	PROJ
<p>It has been a few years since the Bengals kicker posted top 10 fantasy numbers, and he again floated on the cusp of roster-worthiness in 2015 when he scored the 12th most points. The Bengals made the fifth most red zone trips (3.5 per game) and were the sixth most efficient in converting them to touchdowns. Perhaps the turnover at the wide receiver position and Tyler Eifert’s injury will cause them to attempt additional field goals, but either way, Nugent has proven to be a mediocre fantasy option.</p>	TM	CIN	CIN	CIN			
	G	16	16	16			
	FG	26/33	23/28	21/25			
	%	79%	82%	82%			
	>30	6/6	6/6	6/6			
	31-40	10/12	5/6	5/6			
	41-50	10/12	10/13	8/10			
	50+	/3	2/3	2/3			

17	ADAM VINATIERI	IND	\$0	BYE 10	2014	2015	PROJ
	TM	IND	IND	IND			
	G	16	16	16			
	FG	30/31	25/27	28/32			
	%	97%	93%	90%			
	>30	10/10	7/8	8/9			
	31-40	10/10	6/6	8/8			
	41-50	7/8	8/8	9/9			
	50+	3/3	4/5	4/5			
	PAT	50/50	32/35	38/40			
	%	100%	91%	93%			

Still trucking at 43 years old, Vinatieri had a down year in 2015 along with the rest of the Colts offense. He was 16th-best in fantasy scoring after third- and eighth-place finishes during the prior two seasons. He still has enough leg to have connected on four of five 50-plus-yard attempts last year, and if a healthy Andrew Luck can get Indianapolis' offense back near where it was in 2014, Vinatieri will ride the additional extra points right back into the fantasy kicker top 10.

18	CHRIS BOSWELL	PIT	\$0	BYE 8	2014	2015	PROJ
	TM	-	PIT	PIT			
	G	-	12	16			
	FG	-	29/32	31/37			
	%	-	91%	83%			
	>30	-	10/10	10/10			
	31-40	-	8/8	9/9			
	41-50	-	9/12	9/14			
	50+	-	2/2	3/4			
	PAT	-	26/27	45/48			
	%	-	96%	94%			

Boswell was the second-highest-scoring kicker on a per-game basis during the 12 weeks he kicked for the Steelers. Drafting him comes with risk, and not because Pittsburgh attempted nearly twice as many two-point conversions (11) as the second place team (Packers, 6). Boswell will compete in training camp with Shaun Suisham, who is rehabbing an ACL tear and can be cut for \$2.4 million in savings. If Boswell is as sharp as last year, when he ranked seventh in field goal accuracy, he will win the attractive job.

19	DUSTIN HOPKINS	WAS	\$0	BYE 9	2014	2015	PROJ
	TM	-	WAS	WAS			
	G	-	15	16			
	FG	-	25/28	26/31			
	%	-	89%	85%			
	>30	-	7/7	7/7			
	31-40	-	9/9	9/9			
	41-50	-	7/8	8/10			
	50+	-	2/4	3/5			
	PAT	-	39/40	39/40			
	%	-	98%	96%			

Hopkins ranked 14th on a fantasy-point-per-game basis, and improved his scoring output as the 2015 season progressed. The Redskins were one of the higher-scoring teams during the second half of the year, and Hopkins tied for seventh in kicker scoring from Week 9 through the end of the season. He ranked fifth in extra points and converted 14 of 16 field goal attempts. Washington possesses the same offensive firepower they displayed late last year, making Hopkins an intriguing fantasy choice in 2016.

20	CODY PARKEY	PHI	\$0	BYE 4	2014	2015	PROJ
	TM	PHI	PHI	PHI			
	G	16	3	16			
	FG	32/36	3/4	25/30			
	%	89%	75%	83%			
	>30	10/10	1/1	6/7			
	31-40	14/16	1/1	9/10			
	41-50	4/6	1/2	6/8			
	50+	4/4	/	3/5			
	PAT	54/54	7/7	36/38			
	%	100%	100%	95%			

Parkey ranked second in kicker points in 2014, the same season he set the NFL's rookie record for points with 150. He missed most of 2015 with torn groin muscles, and Caleb Sturgis filled in serviceably. Sturgis did, however, only convert eight of 22 attempts from longer than 40 yards. Parkey is nine for 12 from that range, including a perfect four-for-four from 50-plus-yards. With a slower-paced and more conservative offense, and a likely improving defense, Parkey will be fantasy-viable if he wins the job.

21	2015	PROJ	
JASON MYERS	TM	JAX	JAX
	G	16	16
	FG	26/30	21/24
	%	87%	86%
	>30	9/10	7/7
	31-40	8/8	6/6
	41-50	6/8	5/7
	50+	3/4	3/4
	PAT	32/39	35/40
	%	82%	88%

22	2015	PROJ	
MATT PRATER	TM	DET	DET
	G	16	16
	FG	22/24	26/29
	%	92%	90%
	>30	3/3	5/6
	31-40	8/9	9/10
	41-50	6/6	7/8
	50+	5/6	5/6
	PAT	36/39	37/40
	%	92%	93%

23	2015	PROJ	
ANDREW FRANKS	TM	MIA	MIA
	G	16	16
	FG	13/16	26/32
	%	81%	82%
	>30	4/4	8/8
	31-40	4/4	8/8
	41-50	4/6	8/11
	50+	1/2	3/4
	PAT	33/36	32/34
	%	92%	93%

24	2015	PROJ	
DAN CARPENTER	TM	BUF	BUF
	G	16	16
	FG	23/27	26/31
	%	85%	85%
	>30	5/5	7/7
	31-40	8/9	9/9
	41-50	7/8	8/9
	50+	3/5	3/5
	PAT	34/40	33/37
	%	85%	90%

25	2015	PROJ	
KAI FORBATH	TM	2TM	NO
	G	11	16
	FG	10/15	21/27
	%	67%	79%
	>30	2/3	6/6
	31-40	3/4	7/8
	41-50	3/5	5/7
	50+	2/3	3/5
	PAT	34/35	44/46
	%	97%	95%

26	2015	PROJ	
NICK NOVAK	TM	HST	HST
	G	13	16
	FG	18/21	30/35
	%	86%	85%
	>30	6/6	9/9
	31-40	6/6	10/10
	41-50	4/4	8/10
	50+	2/5	3/6
	PAT	29/31	36/39
	%	94%	92%

27	2015	PROJ	
GREG ZUERLEIN	TM	STL	LA
	G	14	16
	FG	20/30	24/30
	%	67%	79%
	>30	3/3	5/5
	31-40	9/10	9/10
	41-50	5/8	6/9
	50+	3/9	4/7
	PAT	26/28	29/31
	%	93%	94%

28	2015	PROJ	
MATT BRYANT	TM	ATL	ATL
	G	11	16
	FG	14/18	30/34
	%	78%	86%
	>30	5/5	8/8
	31-40	3/4	9/9
	41-50	6/9	9/13
	50+	/	4/5
	PAT	26/26	38/39
	%	100%	97%

29	2015	PROJ	
JOSH LAMBO	TM	SD	SD
	G	16	16
	FG	26/32	29/34
	%	81%	84%
	>30	4/4	6/7
	31-40	7/7	8/9
	41-50	11/16	10/14
	50+	4/5	4/6
	PAT	28/32	36/40
	%	88%	91%

30	2015	PROJ	
PHIL DAWSON	TM	SF	SF
	G	16	16
	FG	24/27	27/30
	%	89%	88%
	>30	9/10	9/9
	31-40	6/6	7/8
	41-50	6/8	7/9
	50+	3/3	4/4
	PAT	20/21	30/32
	%	95%	95%

31	2015	PROJ	
RYAN SUCCOP	TM	TEN	TEN
	G	16	16
	FG	14/16	20/23
	%	88%	85%
	>30	3/3	5/5
	31-40	3/3	5/5
	41-50	7/7	8/9
	50+	1/3	2/4
	PAT	29/31	35/37
	%	94%	94%

32	2015	PROJ	
TRAVIS COONS	TM	CLV	CLV
	G	16	16
	FG	28/32	29/35
	%	88%	84%
	>30	11/11	10/11
	31-40	10/10	10/10
	41-50	7/9	8/11
	50+	/	1/4
	PAT	22/24	29/31
	%	92%	93%



Every game. Every player. Every play.

[profootballfocus.com/pro](http://profootballfocus.com/pro)



Every game. Every player. Every play.

[profootballfocus.com/college](http://profootballfocus.com/college)



# TOP 101

## INDIVIDUAL DEFENSIVE PLAYERS

by SEAN KIRBY

**4 LAVONTE DAVID** LB PROJ  
**TB AGE 26 BYE 6**

SOLO	128
AST	99
SACK	29
TFL	2
INT	14
PD	1
FF	7
	2

David finished as a top 3 linebacker in balanced scoring each of the past four years, the only linebacker to do so. Over that time, he logged over 1,000 snaps in three seasons, he also shows the ability to produce a handful of big plays each season.

**5 NAVORRO BOWMAN** LB PROJ  
**SF AGE 28 BYE 8**

SOLO	130
AST	101
SACK	29
TFL	2
INT	15
PD	1
FF	3
	1

Fully recovered from a combined ACL/MCL repair, Bowman led the league in combined tackles and it wasn't particularly close. He posted seven double-digit tackle weeks in the regular season. Look for Bowman to continue his dominance.

**1 JJ. WATT** DE PROJ  
**HST AGE 27 BYE 9**

SOLO	76
AST	53
SACK	23
TFL	21
INT	0
PD	11
FF	2

Watt is the sole defensive lineman worth very early consideration in drafts. Despite a myriad of seemingly increasing injuries, he's started 16 games for five straight years and is a virtual lock for 70-plus tackles and 12-plus sacks.

**2 LUKE KUECHLY** LB PROJ  
**CAR AGE 25 BYE 7**

SOLO	159
AST	104
SACK	55
TFL	2
INT	17
PD	8
FF	2

Kuechly has registered double digit combined tackles in over 40% of his 61 career games. If there's a concern, it's his recent shoulder surgery and multi-week concussion in 2015. Neither are expected to hinder him to start the 2016 season.

**3 ALEC OGLETREE** LB PROJ  
**LA AGE 25 BYE 8**

SOLO	153
AST	114
SACK	39
TFL	2
INT	16
PD	3
FF	1

Now recovered from a leg fracture, the 24-year-old Ogletree looks to reestablish his past IDP success in a new city. With James Laurinatis out of the mix there will be less competition for tackles. Ogletree can produce at an elite rate.

**9 AARON DONALD** DT PROJ  
**LA AGE 25 BYE 8**

SOLO	63
AST	47
SACK	16
TFL	8
INT	14
PD	0
FF	1

Donald is redefining the IDP utility of interior defenders. After an impressive rookie campaign, he exploded for 69 combined tackles and 11 sacks in 2015. He also broke the PFF grading scale at 99.2.

**10 ROBERT QUINN** DE PROJ  
**LA AGE 26 BYE 8**

SOLO	55
AST	41
SACK	14
TFL	7
INT	12
PD	0
FF	4

Quinn missed the majority of 2015 with a back injury that ultimately required surgery. In his seven active weeks, he registered five sacks. Still, he's a player who comes off the field for some snaps and his tackle volume surges accordingly.

**11 SEAN LEE** LB PROJ  
**DAL AGE 30 BYE 7**

SOLO	132
AST	98
SACK	34
TFL	1
INT	1
PD	5
FF	0

Dallas moved Lee to the weak side in 2015, and he subsequently played his most games since 2011. The move worked well for IDP, allowing Lee to register one of the top PPOs among every-down linebackers.

**12 JAMIE COLLINS** LB PROJ  
**NE AGE 26 BYE 9**

SOLO	108
AST	69
SACK	39
TFL	3
INT	13
PD	1
FF	4

While Collins posts adequate tackle numbers, his IDP advantage is superior pass rushing, resulting in 12 sacks over the past two years. With Chandler Jones gone the Patriots will continue to use Collins to get after the quarterback.

**13 DEANDRE LEVY** LB PROJ  
**DET AGE 29 BYE 10**

SOLO	131
AST	98
SACK	33
TFL	3
INT	15
PD	3
FF	2

Levy posted the second most combined tackles in the league in 2014, but missed all of last season. He should be healthy again in 2016. Owners can expect a high-end LB1 by drafting Levy, but there are a few caveats.

**14 MUHAMMAD WILKERSON** DE PROJ  
**NYJ AGE 27 BYE 11**

SOLO	62
AST	38
SACK	24
TFL	7
INT	13
PD	3
FF	1

Expect a big year from Wilkerson, who is playing for a paycheck under the franchise tag. He has posted over 45 combined tackles in four consecutive years and reached double-digit sacks twice.

**15 BOBBY WAGNER** LB PROJ  
**SEA AGE 26 BYE 5**

SOLO	122
AST	82
SACK	40
TFL	2
INT	13
PD	1
FF	2

Wagner is one of the more consistent fantasy linebackers, but he has only finished inside the top 10 only once. Injuries (he's only played 16 games once) and Seattle's effective defense somewhat limit his fantasy upside.

**16 D'QWELL JACKSON** LB PROJ  
**IND AGE 33 BYE 10**

SOLO	129
AST	87
SACK	42
TFL	14
INT	2
PD	6
FF	1

At 32-years-old, Jackson showed no signs of decline, posting the third most combined tackles in 2015. Jerrell Freeman's departure from Indianapolis opens to the door even wider for Jackson to put up big tackle numbers.

**17 EZEKIEL ANSAH** DE PROJ  
**DET AGE 27 BYE 10**

SOLO	52
AST	39
SACK	10
TFL	15
INT	0
PD	0
FF	2

Despite playing in a rotational role, Anisah was hyperproductive with the league's second highest quarterback pressure rate. However, he's only broken 40 tackles once in 3 years.

**18 CALAIS CAMPBELL** DE PROJ  
**ARZ AGE 30 BYE 9**

SOLO	60
AST	47
SACK	13
TFL	6
INT	12
PD	0
FF	1

Campbell has finished in the back half of the DL crowd each of the past three years in balanced scoring. Posting 45-plus sacks and six-plus sacks every year since 2009, he is arguably the most consistent defensive lineman.

**19 EVERSON GRIFFEN** DE PROJ  
**MIN AGE 29 BYE 6**

SOLO	47
AST	35
SACK	12
TFL	9
INT	14
PD	2
FF	1

After breaking out in 2014, Griffen produced double-digit sacks for the second straight year under Mike Zimmer in 2015. However, his tackle volume suffered, resulting in inconsistent IDP production from week to week.

**20 RYAN SHAZIER** LB PROJ  
**PIT AGE 24 BYE 8**

SOLO	115
AST	82
SACK	33
TFL	2
INT	13
PD	4
FF	2

Despite grading out poorly, Shazier has become an effective IDP option by using his impressive speed to mop up tackles. Durability is a concern, as he's missed time with several injuries in his short career.

**21 PAUL POSLUSZNY** LB PROJ  
**JAX AGE 32 BYE 5**

SOLO	115
AST	89
SACK	26
TFL	12
INT	1
PD	6
FF	1

The veteran linebacker has been an IDP mainstay for much of the last decade. However, Posluszny's top 10 days are in the past with Telvin Smith and Myles Jack now competing for tackles.

**22 FLETCHER COX** DT PROJ  
**PHI AGE 26 BYE 4**

SOLO	56
AST	43
SACK	13
TFL	7
INT	12
PD	2
FF	2

Cox was phenomenal in 2015, adding 10 sacks to well above average tackle counts. He'll likely be deemed a 4-3 defensive tackle in 2016 under new defensive coordinator Jim Schwartz. His sack totals could suffer.

**23 COREY GRAHAM** S PROJ  
**BUF AGE 31 BYE 10**

SOLO	109
AST	75
SACK	34
TFL	1
INT	11
PD	2
FF	5

Graham could have been acquired cheaply before his 2015 campaign, where he tallied the third most combined tackles (108) among defensive backs. Along with tremendous tackle volume, he hasn't missed a game since 2007.

**24 DEONE BUCANNON** LB PROJ  
**ARZ AGE 24 BYE 9**

SOLO	105
AST	82
SACK	23
TFL	1
INT	11
PD	5
FF	2

A linebacker for the past year, Bucannon could be played as a defensive back in IDP leagues. He'll be designated "LB" on most sites going forward, but he was a top 10 finisher among linebackers last year.

**25 KHALIL MACK** DE PROJ  
**OAK AGE 25 BYE 10**

SOLO	69
AST	53
SACK	16
TFL	15
INT	0
PD	2
FF	1

While some host sites may still classify Mack as a linebacker, many have converted him to defensive end. At that position, he provides a rare advantage after posting 16 sacks and 58 tackles in 2015. Consider him an elite fantasy DL1.

**26 TYRANN MATHIEU** S PROJ  
**ARZ AGE 24 BYE 9**

SOLO	93
AST	73
SACK	20
TFL	1
INT	10
PD	12
FF	2

A hybrid safety/corner, Mathieu scored the second most points per opportunity among defensive backs in 2015. However, a second ACL injury in late December makes him very questionable for the early part of 2016.

**27 JORDAN HICKS** LB PROJ  
**PHI AGE 24 BYE 4**

SOLO	113
AST	87
SACK	26
TFL	1
INT	12
PD	5
FF	2

A third-round pick, Hicks was sensational in a brief rookie campaign before landing on season-ending IR with a torn pectoral muscle. In seven games, Hicks led Philly linebackers in points per opportunity.

**28 CAMERON JORDAN** DE PROJ  
**NO AGE 27 BYE 5**

SOLO	46
AST	34
SACK	13
TFL	9
INT	14
PD	0
FF	6

Despite registering the second most snaps among 4-3 defensive ends, Cameron barely finished as a top 25 DL in most formats. Growth from teammates Hau'oli Kikaha and Sheldon Rankins could help him take the next step.

**29 DANNY TREVATHAN** LB PROJ  
**CHI AGE 26 BYE 9**

SOLO	115
AST	89
SACK	25
TFL	1
INT	12
PD	3
FF	0

The former sixth-round pick will have plenty of opportunity to produce in Chicago, where he'll play inside with Jerrell Freeman in Vic Fangio's 3-4 defense. Fangio's linebackers have been wildly productive in the past.

**30 DERRICK O. JOHNSON** LB PROJ  
**KC AGE 34 BYE 5**

SOLO	107
AST	84
SACK	23
TFL	2
INT	12
PD	8
FF	1

Excluding his lost 2014 campaign, Johnson has garnered over 110 tackles in each of the past five seasons. At 33-years-old, he's not a hot dynasty commodity, but he has shown no signs of slowing down after overcoming an Achilles injury.

**31 C.J. (CLINT) MOSLEY** LB PROJ  
**BLT AGE 24 BYE 8**

SOLO	125
AST	79
SACK	46
TFL	2
INT	14
PD	3
FF	1

After finishing his rookie year as a top 5 linebacker, some saw 2015 as a disappointing year for Mosley, but he still put up strong numbers. The departure of Daryl Smith should give Mosley an even bigger piece of the pie in 2016.

**32 GENO ATKINS** DT PROJ  
**CIN AGE 28 BYE 9**

SOLO	45
AST	29
SACK	16
TFL	8
INT	12
PD	0
FF	1

After struggling with injuries for a few years, Atkins rebounded with 14 sacks in 2015. His consistency was hampered by an overwhelming 30 combined tackles. He remains a high-end option in DT-required leagues.

**33 JASON PIERRE-PAUL** DE PROJ  
**NYG AGE 27 BYE 8**

SOLO	54
AST	40
SACK	14
TFL	8
INT	13
PD	0
FF	9

Not a risk-free acquisition, Pierre Paul has as much upside as any defensive lineman. He'll play without a club and will get unprecedented help opposite Olivier Vernon. His ceiling is 50-plus tackles and double digit sacks.

**34 LANDON COLLINS** S PROJ  
**NYG AGE 22 BYE 8**

SOLO	92
AST	68
SACK	24
TFL	1
INT	9
PD	2
FF	2

Collins managed the ninth most combined tackles and the second highest PPO among near every-down defensive backs. He should see more consistent snaps in his sophomore campaign, making him an easy DB1 candidate.

**35 LAWRENCE TIMMONS** LB PROJ  
**PIT AGE 30 BYE 8**

SOLO	97
AST	70
SACK	28
TFL	1
INT	11
PD	6
FF	1

With Ryan Shazier still acclimating to the NFL and battling injury, Timmons is an important piece of the Steelers depth chart. He's been a low-end top 20 linebacker for each of the past four years.

**36 BRANDON M. MARSHALL** LB PROJ  
**DEN AGE 27 BYE 11**

SOLO	101
AST	80
SACK	21
TFL	2
INT	12
PD	5
FF	2

Marshall consistently tackled his way to an LB2 finish in 2015 and should be able to recreate that success in 2016. The departure of Danny Trevathan and aging of Demarcus Ware should increase the opportunities for Marshall.

**37 HARRISON SMITH** S PROJ  
**MIN AGE 27 BYE 6**

SOLO	85
AST	63
SACK	22
TFL	9
INT	1
PD	5
FF	2

It wasn't long ago that Smith was the consensus No. 1 IDP defensive back. A handful of sacks and interceptions each year have kept him firmly in the DB1 group, but he hasn't even led his team's own secondary in tackles.

**38 MALCOLM SMITH** LB PROJ  
**OAK AGE 27 BYE 10**

SOLO	105
AST	81
SACK	24
TFL	1
INT	11
PD	5
FF	1

Smith boasts the least name recognition among the top 6 IDP linebackers from 2015. The fifth year player exploded for 121 combined tackles and four sacks in spite of negative PFF grades and mediocre PPO.

**39 KWON ALEXANDER** LB PROJ  
**TB AGE 22 BYE 6**

SOLO	101
AST	78
SACK	23
TFL	1
INT	11
PD	5
FF	2

In an every-down role as a rookie, Alexander was on pace for 115 combined tackles and a top 10 linebacker finish before his season was ended with a four game suspension.

**40 ERIC KENDRICKS** LB PROJ  
**MIN AGE 24 BYE 6**

SOLO	119
AST	89
SACK	30
TFL	13
INT	1
PD	3
FF	1

In his rookie year, Kendricks quickly claimed an every-down role next to Anthony Barr in Minnesota, ushering Chad Greenway out of IDP relevance. Expect a modest increase in tackle numbers into the high-end LB2 range.

**41 HAU'OLI KIKAHA** DE PROJ  
**NO AGE 24 BYE 5**

SOLO	58
AST	42
SACK	16
TFL	4
INT	0
PD	0
FF	2

With the Saints bringing in help at defensive tackle (Sheldon Rankins) and middle linebacker (James Laurinatis), Kikaha will start at defensive end opposite Cameron Jordan. He's now squarely on the IDP radar.

**42 MALCOLM JENKINS** S PROJ  
**PHI AGE 29 BYE 4**

SOLO	83
AST	63
SACK	19
TFL	8
INT	2
PD	5
FF	2

Jenkins finished second in balanced scoring among defensive backs despite a PPO in the thirties. Now that Chip Kelly is gone, the tempo will slow down and Jenkins' value will come back down to earth.

**43 ERIC WEDDLE** S PROJ  
**BLT AGE 31 BYE 8**

SOLO	98
AST	62
SACK	36
TFL	1
INT	10
PD	5
FF	1

Weddle's routinely been a top 20 IDP defensive back, appearing in the top 5 three times in balanced scoring. At 31 years old and in Baltimore, it's unrealistic to expect another elite finish. However, he should be a reliable starter.

**44 OLIVIER VERNON** DE PROJ  
**NYG AGE 26 BYE 8**

SOLO	63
AST	46
SACK	16
TFL	8
INT	14
PD	0
FF	1

Vernon was a terror down the stretch, collecting eight sacks in the final seven games. An above average 58 combined tackles made Vernon the total IDP package. Now in New York, Vernon has serious fantasy upside.

**45 MICHAEL BENNETT** DE PROJ  
**SEA AGE 31 BYE 5**

SOLO	51
AST	37
SACK	14
TFL	15
INT	10
PD	0
FF	1

Bennett posted 11 sacks in 2015, and led all edge rushers in quarterback pressures. While sacks should continue for Bennett in 2016, he's never topped 40 tackles in a regular season.

**46 MARK BARRON** LB PROJ  
**LA AGE 27 BYE 8**

SOLO	104
AST	78
SACK	26
TFL	12
INT	1
PD	5
FF	2

Like Deone Bucannon, Barron will be designated as a linebacker in 2016. After moving to linebacker last year, Barron notched the second most combined tackles among linebackers over the final 12 weeks of season.

**47 MYCHAL KENDRICKS** LB PROJ  
**PHI AGE 26 BYE 4**

SOLO	107
AST	82
SACK	25
TFL	12
INT	1
PD	5
FF	1

Kendricks will play WLB under new defensive coordinator Jim Schwartz. It's a role with extreme upside, as Deandre Levy proved in 2014. His biggest concern is seven missed games in the last two seasons.

**48 THOMAS DAVIS** LB PROJ  
**CAR AGE 33 BYE 7**

SOLO	98
AST	64
SACK	34
TFL	2
INT	11
PD	5
FF	3

At 33 years old, Davis has posted 110-plus tackles in each of the last three years, supplemented by 13 sacks in that time. Davis is a reliable third linebacker in your starting lineup for at least one more year.

<b>49</b>	<b>CAMERON HEYWARD</b>	<b>DE</b>	<b>PROJ</b>		
PIT	AGE 27	BYE 8	TT	54	
Heyward eclipsed 40 tackles each of the past three years. While he doesn't profile as a double-digit sack producer, he's shown steady growth in QB pressures each year, resulting in eight sacks each of the past two years.					
			SOLO	39	
			AST	15	
			SACK	7	
			TFL	13	
			INT	1	
			PD	2	
			FF	1	

<b>50</b>	<b>JABAAL SHEARD</b>	<b>DE</b>	<b>PROJ</b>		
NE	AGE 27	BYE 9	TT	42	
Sheard ranked 9th in PPO among defensive linemen. With Chandler Jones out of the mix, Sheard stands to benefit. He has tremendous upside if the team gives him more snaps in 2016.					
			SOLO	27	
			AST	15	
			SACK	9	
			TFL	13	
			INT	0	
			PD	1	
			FF	3	

<b>51</b>	<b>HA HA CLINTON-DIX</b>	<b>S</b>	<b>PROJ</b>		
GB	AGE 24	BYE 4	TT	89	
Clinton-Dix posted 103 combined tackles, three sacks and two interceptions to finish seventh among defensive backs in balanced scoring last season. He'll continue to rack up IDP points in the Green Bay secondary.					
			SOLO	67	
			AST	22	
			SACK	0	
			TFL	9	
			INT	0	
			PD	4	
			FF	1	

<b>52</b>	<b>KAWANN SHORT</b>	<b>DT</b>	<b>PROJ</b>		
CAR	AGE 27	BYE 7	TT	55	
After the departure of Greg Hardy, it was Short who became the main pass rushing force for the Panthers (not Charles Johnson). He's on the short list to be the best interior defender after Aaron Donald.					
			SOLO	36	
			AST	19	
			SACK	7	
			TFL	13	
			INT	0	
			PD	3	
			FF	2	

<b>53</b>	<b>JERRELL FREEMAN</b>	<b>LB</b>	<b>PROJ</b>		
CHI	AGE 30	BYE 9	TT	109	
Freeman has flirted with LB1 value throughout his NFL career, which got a late start after he was the tackle leader in the Canadian Football League. He has an opportunity to become a major IDP contributor in Fangio's 3-4 defense.					
			SOLO	85	
			AST	24	
			SACK	2	
			TFL	12	
			INT	1	
			PD	2	
			FF	1	

<b>54</b>	<b>K.J. WRIGHT</b>	<b>LB</b>	<b>PROJ</b>		
SEA	AGE 27	BYE 5	TT	105	
Wright's PFF grades, PPO, and tackle volumes have all climbed steadily over the past three years, culminating in his first top 12 linebacker finish in balanced scoring. He's a solid, high floor IDP option.					
			SOLO	70	
			AST	35	
			SACK	1	
			TFL	11	
			INT	1	
			PD	3	
			FF	2	

<b>55</b>	<b>STEPHONE ANTHONY</b>	<b>LB</b>	<b>PROJ</b>		
NO	AGE 24	BYE 5	TT	100	
Anthony called plays as an every-down linebacker. The Saints acquired James Laurinaitis to man the middle and call plays. It's a small step back for Anthony's IDP production, but should be beneficial for his development.					
			SOLO	73	
			AST	27	
			SACK	1	
			TFL	10	
			INT	1	
			PD	4	
			FF	2	

<b>56</b>	<b>DENZEL PERRYMAN</b>	<b>LB</b>	<b>PROJ</b>		
SD	AGE 23	BYE 11	TT	104	
Perryman was tremendously productive on a per opportunity basis in 2015, but he didn't play every-down. We expect to see him in that role this season, and like Perryman as an IDP breakout.					
			SOLO	79	
			AST	25	
			SACK	1	
			TFL	11	
			INT	1	
			PD	2	
			FF	1	

<b>57</b>	<b>CLIFF AVRIL</b>	<b>DE</b>	<b>PROJ</b>		
SEA	AGE 30	BYE 5	TT	47	
Avril is a good bet to register double digit sacks in 2016, as he's done in all but one of the last five years. Like teammate Michael Bennett, Avril has a low tackle floor. He's a volatile DL2.					
			SOLO	31	
			AST	15	
			SACK	8	
			TFL	13	
			INT	0	
			PD	4	
			FF	1	

<b>58</b>	<b>KENNY VACCARO</b>	<b>S</b>	<b>PROJ</b>		
NO	AGE 25	BYE 5	TT	95	
Vaccaro played the ninth most snaps among safeties in 2015, allowing him to finish 4th in total tackles. The tackle production gives Vaccaro a high floor, but his lack of big plays limits his fantasy upside.					
			SOLO	69	
			AST	26	
			SACK	1	
			TFL	10	
			INT	1	
			PD	4	
			FF	1	

<b>59</b>	<b>ROB NINKOVICH</b>	<b>DE</b>	<b>PROJ</b>		
NE	AGE 32	BYE 9	TT	55	
Gathering 50 combined tackles in five consecutive years is no small feat for a defensive lineman. It's made Ninkovich one of the more consistent options at the position. He remains a high floor option.					
			SOLO	35	
			AST	20	
			SACK	7	
			TFL	12	
			INT	0	
			PD	6	
			FF	1	

<b>60</b>	<b>MORGAN BURNETT</b>	<b>S</b>	<b>PROJ</b>		
GB	AGE 27	BYE 4	TT	85	
Burnett has averaged 7.4 tackles per game over the past five years, but has consistently missed time to injury. He looks healthy and should have plenty of opportunities to clean up behind the Packers' linebackers.					
			SOLO	64	
			AST	21	
			SACK	0	
			TFL	8	
			INT	2	
			PD	6	
			FF	1	

<b>61</b>	<b>BARRY CHURCH</b>	<b>S</b>	<b>PROJ</b>		
DAL	AGE 28	BYE 7	TT	102	
After logging the second most total tackles among defensive backs in 2015, Church only missed time to finish in the back half of DB1s. Church has only three interceptions in his career. He's a high floor/low ceiling player.					
			SOLO	76	
			AST	26	
			SACK	1	
			TFL	10	
			INT	1	
			PD	3	
			FF	1	

<b>62</b>	<b>SU'A CRAVENS</b>	<b>S</b>	<b>PROJ</b>		
WAS	AGE 21	BYE 9	TT	95	
A linebacker/safety tweener, Cravens will play a role similar to Deone Bucannon. While he would possess the biggest advantage if classified as a defensive back, he could be productive at either spot.					
			SOLO	63	
			AST	31	
			SACK	1	
			TFL	10	
			INT	1	
			PD	5	
			FF	1	

<b>63</b>	<b>VONTAZE BURFICT</b>	<b>LB</b>	<b>PROJ</b>		
CIN	AGE 26	BYE 9	TT	109	
On the field, Burfict plays with reckless abandon. It's resulted in some huge IDP performances, like when he led the league in tackles as a rookie. It's also led to concussions and a three-game suspension to start 2016.					
			SOLO	70	
			AST	39	
			SACK	1	
			TFL	11	
			INT	2	
			PD	6	
			FF	1	

<b>64</b>	<b>BASHAUD BREELAND</b>	<b>CB</b>	<b>PROJ</b>		
WAS	AGE 24	BYE 9	TT	79	
Breeland played well in his sophomore campaign, and the arrival of Josh Norman in Washington means quarterbacks will be looking to the opposite side of the field with great frequency.					
			SOLO	53	
			AST	26	
			SACK	0	
			TFL	8	
			INT	2	
			PD	7	
			FF	3	

<b>65</b>	<b>JELANI JENKINS</b>	<b>LB</b>	<b>PROJ</b>		
MIA	AGE 24	BYE 8	TT	104	
The Dolphins appear content with Jenkins as an every-down linebacker. Vance Joseph will likely install a system similar to Cincinnati, where the outside linebacker (Vontaze Burfict) was the main IDP asset.					
			SOLO	75	
			AST	29	
			SACK	1	
			TFL	10	
			INT	1	
			PD	3	
			FF	1	

<b>66</b>	<b>KEENAN ROBINSON</b>	<b>LB</b>	<b>PROJ</b>		
NYG	AGE 27	BYE 8	TT	104	
Robinson lost his starting job in Washington due to poor play, but he landed on a paper thin depth chart. He also gets to play in front of the tackle-happy Giants' home start crew.					
			SOLO	77	
			AST	27	
			SACK	0	
			TFL	10	
			INT	1	
			PD	6	
			FF	1	

<b>67</b>	<b>CALVIN PRYOR</b>	<b>S</b>	<b>PROJ</b>		
NYJ	AGE 24	BYE 11	TT	95	
After playing out of position as a rookie, Pryor's 2015 production improved with a move to strong safety. If he sees increased usage and maintains his efficiency, he'll be a top performer at the position.					
			SOLO	58	
			AST	37	
			SACK	1	
			TFL	10	
			INT	1	
			PD	6	
			FF	1	

<b>68</b>	<b>ANTOINE BETHEA</b>	<b>S</b>	<b>PROJ</b>		
SF	AGE 32	BYE 8	TT	81	
He's no spring chicken, but the veteran defensive back has proven to still be an effective IDP option in San Francisco. He was a top 20 fantasy scorer before landing on IR in Week 7 last year.					
			SOLO	63	
			AST	18	
			SACK	0	
			TFL	8	
			INT	1	
			PD	3	
			FF	0	

<b>69</b>	<b>GERALD MCCOY</b>	<b>DT</b>	<b>PROJ</b>		
TB	AGE 28	BYE 6	TT	43	
Touted as one of the better interior defenders in the league, McCoy had an underwhelming 2015 with nine sacks and just 23 total tackles. But he was limited by a broken hand and torn rotator cuff. There's hope for a rebound.					
			SOLO	33	
			AST	10	
			SACK	8	
			TFL	12	
			INT	0	
			PD	0	
			FF	1	

<b>70</b>	<b>KAM CHANCELLOR</b>	<b>S</b>	<b>PROJ</b>		
SEA	AGE 28	BYE 5	TT	89	
Chanceல்லor missed a handful of games in 2015, but is the clear Seahawks safety to own with a PPO of 0.18 (versus Earl Thomas' 0.13). If he can stay healthy in 2016, he's a good bet to eclipse 100 combined tackles.					
			SOLO	59	
			AST	29	
			SACK	0	
			TFL	9	
			INT	1	
			PD	4	
			FF	1	

<b>71</b>	<b>NDAMUKONG SUH</b>	<b>DT</b>	<b>PROJ</b>		
MIA	AGE 29	BYE 8	TT	48	
Expect Suh to be used in a similar manner to Geno Atkins in DC Vence. Joseph's defense. Suh will be good for his usual 40-50 combined tackles and should improve his six sacks in 2015.					
			SOLO	36	
			AST	12	
			SACK	8	
			TFL	13	
			INT	0	
			PD	5	
			FF	1	

<b>72</b>	<b>KARLOS DANSBY</b>	<b>LB</b>	<b>PROJ</b>		
CIN	AGE 35	BYE 9	TT	105	
The 34-year-old linebacker held up in every-down duties to post over 100 tackles in 2015. He goes to Cincinnati this year where he should continue to play all three downs and remains IDP-relevant.					
			SOLO	67	
			AST	38	
			SACK	1	
			TFL	11	
			INT	2	
			PD	7	



# TEAM PREVIEWS

DEPTH CHARTS, SCHEDULES,  
OFFENSIVE LINE GRADES, AND  
MORE FOR ALL 32 TEAMS

by JEFF RATCLIFFE



THEARON W. HENDERSON/GETTY IMAGES

# COWBOYS



## 2016 SCHEDULE

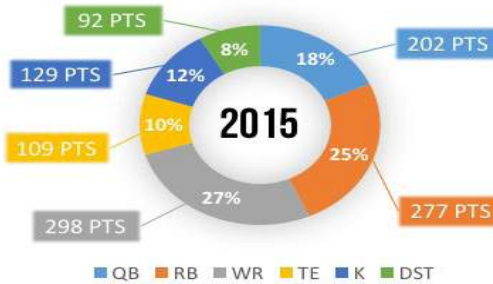
WEEK	DAY	OPPONENT	9	Sun.	@ Browns
1	Sun.	Giants	10	Sun.	@ Steelers
2	Sun.	@ Redskins	11	Sun.	Ravens
3	Sun.	Bears	12	Thur.	Redskins
4	Sun.	@ 49ers	13	Thur.	@ Vikings
5	Sun.	Bengals	14	Sun.	@ Giants
6	Sun.	@ Packers	15	Sun.	Buccaneers
7	-	BYE	16	Mon.	Lions
8	Sun.	Eagles	17	Sun.	@ Eagles

## BURNING QUESTIONS

1. Can Tony Romo stay healthy for all 16 games? The fantasy value of Dez Bryant and the rest of the Cowboys offense depends on it.

2. Is Ezekiel Elliott fantasy's next big thing? Our analysts seem to think so, and some in the industry have even ranked Elliott as the No. 1 running back.

## FANTASY POINT DISTRIBUTION



## PROJECTED OFFENSIVE LINE



## FANTASY DEPTH CHART

QB		
1	Tony Romo	51.4
2	Kellen Moore	64.1
3	Dak Prescott	R
RB		
1	Ezekiel Elliott	R
2	Darren McFadden	68.8
3	Alfred Morris	69.7
4	Lance Dunbar	71.1
5	Darius Jackson	R
WR		
1	Dez Bryant	70.4
2	Terrance Williams	74.6
3	Cole Beasley	69.4
4	Devin Street	53.1
5	Lucky Whitehead	57.5
6	Vince Mayle	55.6
7	Brice Butler	72.3
TE		
1	Jason Witten	70.6
2	Gavin Escobar	56.2
3	James Hanna	65.1
4	Geoff Swaim	56.8

## FANTASY DEPTH CHART

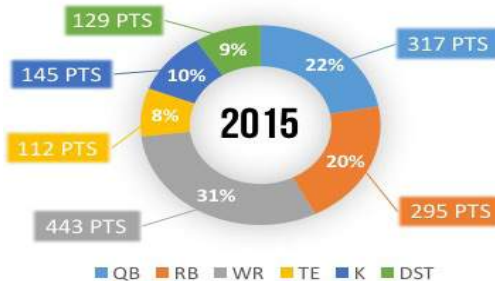
QB		
1	Eli Manning	67.4
2	Ryan Nassib	62.6
3	Josh Woodrum	-
RB		
1	Rashad Jennings	79.1
2	Shane Vereen	62.7
3	Andre Williams	50.4
4	Paul Perkins	R
5	Orleans Darkwa	68.3
WR		
1	Odell Beckham Jr.	89.0
2	Sterling Shepard	R
3	Victor Cruz	-
4	Dwayne Harris	57.6
5	Myles White	53.6
6	Jeremy Davis	57.0
7	Ben Edwards	53.6
TE		
1	Larry Donnell	63.6
2	Will Tye	64.1
3	Jerell Adams	R
4	Matt LaCrosse	63.9

## BURNING QUESTIONS

1. How much will things change under new head coach Ben McAdoo? The Giants ran McAdoo's offense last year, so we suspect not much.

2. How high is Odell Beckham's fantasy ceiling? He was electric in his first two seasons, and that was without a compliment. Rookie Sterling Shepard could open things more for Beckham.

## FANTASY POINT DISTRIBUTION



## PROJECTED OFFENSIVE LINE



# GIANTS



## 2016 SCHEDULE

WEEK	DAY	OPPONENT	9	Sun.	Eagles
1	Sun.	@ Cowboys	10	Mon.	Bengals
2	Sun.	Saints	11	Sun.	Bears
3	Thur.	Redskins	12	Sun.	@ Browns
4	Mon.	@ Vikings	13	Sun.	@ Steelers
5	Sun.	@ Packers	14	Sun.	Cowboys
6	Sun.	Ravens	15	Sun.	Lions
7	Sun.	@ Rams	16	Thur.	@ Eagles
8	-	BYE	17	Sun.	@ Redskins



### 2016 SCHEDULE

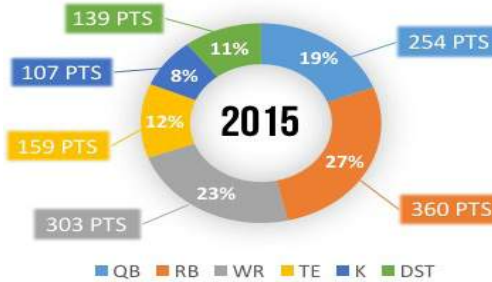
WEEK	DAY	OPPONENT	9	Sun.	@ Giants
1	Sun.	Browns	10	Sun.	Falcons
2	Mon.	@ Bears	11	Sun.	@ Seahawks
3	Sun.	Steelers	12	Mon.	Packers
4	-	BYE	13	Sun.	@ Bengals
5	Sun.	@ Lions	14	Sun.	Redskins
6	Sun.	@ Redskins	15	Sun.	@ Ravens
7	Sun.	Vikings	16	Thur.	Giants
8	Sun.	@ Cowboys	17	Sun.	Cowboys

### BURNING QUESTIONS

1. Who will be under center for the Eagles in 2016? Sam Bradford is the odds-on favorite to open the season as the starter, but how long he holds the job is anyone's guess.

2. Can Jordan Matthews play on the outside? The jury is still out on this one, especially after he failed to impress coaches in offseason activities.

### FANTASY POINT DISTRIBUTION



### PROJECTED OFFENSIVE LINE



### FANTASY DEPTH CHART

QB		
1	Sam Bradford	81.5
2	Carson Wentz	R
3	Chase Daniel	59.3
RB		
1	Ryan Matthews	67.6
2	Darren Sproles	72.8
3	Wendell Smallwood	R
4	Kenjon Barner	46.0
5	Kevin Monangai	-
WR		
1	Jordan Matthews	70.2
2	Nelson Agholor	43.9
3	Rueben Randle	66.5
4	Josh Huff	57.8
5	Chris Givens	62.9
6	T.J. Graham	61.1
7	Jonathan Krause	54.7
TE		
1	Zach Ertz	84.9
2	Brent Celek	73.5
3	Trey Burton	63.5
4	Chris Pantale	-

### FANTASY DEPTH CHART

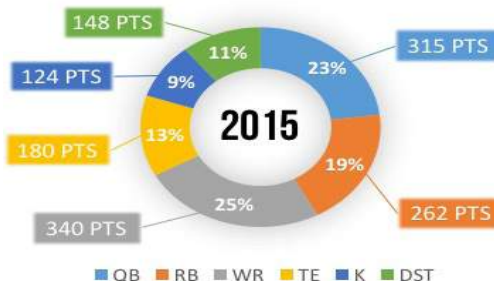
QB		
1	Kirk Cousins	75.6
2	Colt McCoy	52.5
3	Nate Sudfeld	R
RB		
1	Matthew Jones	50.4
2	Chris Thompson	58.8
3	Keith Marshall	R
4	Silas Redd	-
5	Mack Brown	-
WR		
1	DeSean Jackson	80.1
2	Pierre Garcon	79.5
3	Jamison Crowder	76.9
4	Josh Doctson	R
5	Ryan Grant	54.0
6	Rashad Ross	65.0
7	Valdez Showers	R
TE		
1	Jordan Reed	83.6
2	Vernon Davis	60.9
3	Niles Paul	-
4	Logan Paulsen	-

### BURNING QUESTIONS

1. Is Kirk Cousins really that good? He helped many teams to fantasy championships, but a somewhat soft schedule down the stretch could have helped.

2. Will Matt Jones emerge as a viable feature back? He flashed potential in his rookie season, but also made a lot of mistakes.

### FANTASY POINT DISTRIBUTION



### PROJECTED OFFENSIVE LINE



## REDSKINS



### 2016 SCHEDULE

WEEK	DAY	OPPONENT	9	-	BYE
1	Mon.	Steelers	10	Sun.	Vikings
2	Sun.	Cowboys	11	Sun.	Packers
3	Thur.	@ Giants	12	Thur.	@ Cowboys
4	Sun.	Browns	13	Sun.	@ Cardinals
5	Sun.	@ Ravens	14	Sun.	@ Eagles
6	Sun.	Eagles	15	Mon.	Panthers
7	Sun.	@ Lions	16	Sat.	@ Bears
8	Sun.	@ Bengals	17	Sun.	Giants

# BEARS



## 2016 SCHEDULE

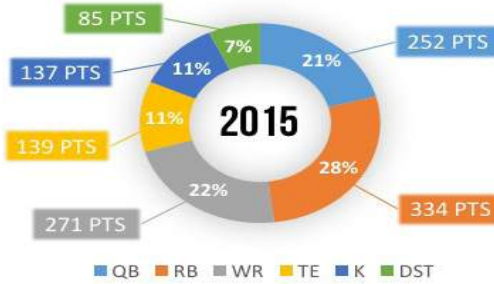
WEEK	DAY	OPPONENT	9	-	BYE
1	Sun.	@ Texans	10	Sun.	@ Buccaneers
2	Mon.	Eagles	11	Sun.	@ Giants
3	Sun.	@ Cowboys	12	Sun.	Titans
4	Sun.	Lions	13	Sun.	49ers
5	Sun.	@ Colts	14	Sun.	@ Lions
6	Sun.	Jaguars	15	Sun.	Packers
7	Thur.	@ Packers	16	Sat.	Redskins
8	Mon.	Vikings	17	Sun.	@ Vikings

## BURNING QUESTIONS

1. Just who is Kevin White? The freakish athlete missed all of his rookie season, and offers an intriguing fantasy profile.

2. Who's going to carry the ball? Jeremy Langford was a poor performer in most startistical categories last season, and the Bears drafted Jordan Howard in April.

## FANTASY POINT DISTRIBUTION



## PROJECTED OFFENSIVE LINE

LT	LG	C	RG	RT
72	62	55	75	70
LENO JR.	LARSEN	GRASU	LONG	MASSIE
39.7	37.6	40.2	61.1	47.0

## FANTASY DEPTH CHART

QB		
1	Jay Cutler	77.0
2	Brian Hoyer	57.5
3	David Fales	-
RB		
1	Jeremy Langford	67.8
2	Ka'Deem Carey	66.2
3	Jordan Howard	R
4	Jacquizz Rodgers	70.3
5	Senorise Perry	-
WR		
1	Alshon Jeffery	94.2
2	Kevin White	-
3	Eddie Royal	52.5
4	Marquess Wilson	69.8
5	Marc Mariani	74.0
6	Daniel Braverman	R
7	Cameron Meredith	63.7
TE		
1	Zach Miller	81.0
2	Khari Lee	57.1
3	Rob Housler	60.3
4	Ben Braunecker	R

## FANTASY DEPTH CHART

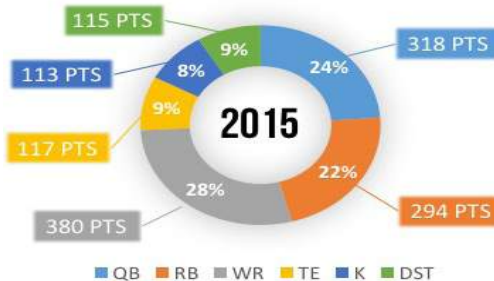
QB		
1	Matthew Stafford	69.8
2	Dan Orlovsky	60.7
3	Jake Rudock	R
RB		
1	Ameer Abdullah	61.2
2	Theo Riddick	65.2
3	Zach Zenner	66.6
4	Stevan Ridley	66.5
5	Dwayne Washington	R
WR		
1	Golden Tate	81.8
2	Marvin Jones	79.0
3	Jeremy Kerley	66.6
4	T.J. Jones	61.6
5	Corey Fuller	54.5
6	Andre Caldwell	52.1
7	Corey Washington	-
TE		
1	Eric Ebron	67.0
2	Brandon Pettigrew	46.9
3	Timothy Wright	46.6
4	Jordan Thompson	-

## BURNING QUESTIONS

1. Will the real Matthew Stafford please stand up? He played poorly over the first half of the season, but was a top-5 fantasy option down the stretch.

2. How do the Lions replace Megatron? They won't really be able to replace him, and his targets will likely get spread out.

## FANTASY POINT DISTRIBUTION



## PROJECTED OFFENSIVE LINE

LT	LG	C	RG	RT
68	72	64	75	71
DECKER	TOMLINSON	SWANSON	WARFORD	REIFF
R	58.0	36.8	64.7	57.2

# LIONS



## 2016 SCHEDULE

WEEK	DAY	OPPONENT	9	Sun.	@ Vikings
1	Sun.	@ Colts	10	-	BYE
2	Sun.	Titans	11	Sun.	Jaguars
3	Sun.	@ Packers	12	Thur.	Vikings
4	Sun.	@ Bears	13	Sun.	@ Saints
5	Sun.	Eagles	14	Sun.	Bears
6	Sun.	Rams	15	Sun.	@ Giants
7	Sun.	Redskins	16	Mon.	@ Cowboys
8	Sun.	@ Texans	17	Sun.	Packers

# PACKERS



## 2016 SCHEDULE

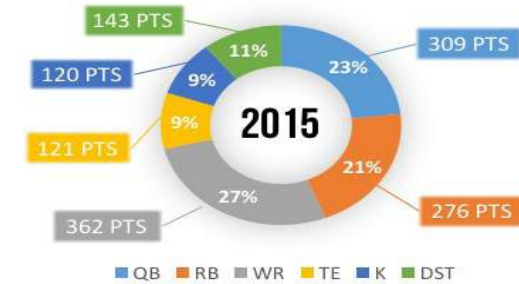
WEEK	DAY	OPPONENT	9	Sun.	Colts
1	Sun.	@ Jaguars	10	Sun.	@ Titans
2	Sun.	@ Vikings	11	Sun.	@ Redskins
3	Sun.	Lions	12	Mon.	@ Eagles
4	-	BYE	13	Sun.	Texans
5	Sun.	Giants	14	Sun.	Seahawks
6	Sun.	Cowboys	15	Sun.	@ Bears
7	Thur.	Bears	16	Sat.	Vikings
8	Sun.	@ Falcons	17	Sun.	@ Lions

## BURNING QUESTIONS

1. Will Eddie Lacy's offseason workout program work? Reports have been glowing, and Lacy has RB1 potential if he's actually in shape.

2. How effective will Jordy Nelson be following his torn ACL? The Packers wide receivers did Aaron Rodgers no favors last year, making it clear Nelson is the straw that stirs the drink.

## FANTASY POINT DISTRIBUTION



## PROJECTED OFFENSIVE LINE



## FANTASY DEPTH CHART

QB		
1	Aaron Rodgers	80.8
2	Brett Hundley	-
3	Ryan A. Williams	-
RB		
1	Eddie Lacy	78.7
2	James Starks	55.9
3	John Crockett	61.8
4	Don Jackson	R
5	Aaron Ripkowski	64.6
WR		
1	Jordy Nelson	-
2	Randall Cobb	73.5
3	Jeff Janis	70.9
4	Ty Montgomery	52.1
5	Davante Adams	50.1
6	Jared Abbrederis	54.6
7	Trevor Davis	R
TE		
1	Jared Cook	59.0
2	Richard Rodgers	74.0
3	Justin Perillo	69.6
4	Kennard Backman	60.8

## FANTASY DEPTH CHART

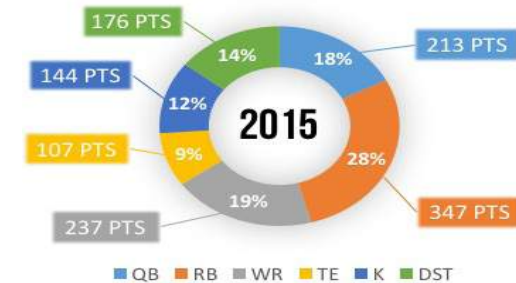
QB		
1	Teddy Bridgewater	77.4
2	Shaun Hill	54.7
3	Taylor Heinicke	-
RB		
1	Adrian L. Peterson	75.9
2	Jerick McKinnon	71.8
3	Matt Asiata	64.9
4	Jhurrell Pressley	R
5	Brandon Ross	R
WR		
1	Stefon Diggs	82.0
2	Laquon Treadwell	R
3	Jarius Wright	70.0
4	Charles D. Johnson	66.1
5	Cordarrelle Patterson	61.5
6	Moritz Boehringer	R
7	Adam Thielen	60.4
TE		
1	Kyle Rudolph	71.9
2	MyCole Pruitt	67.2
3	Rhett Ellison	66.7
4	David Morgan II	R

## BURNING QUESTIONS

1. Is Teddy Bridgewater a good quarterback? It's tough to say based on who he was throwing to last year. Laquon Treadwell could change things.

2. How much tread is left on Adrian Peterson's tires? Running backs tend to fall off a cliff quickly, but Peterson has show that he's a generational player.

## FANTASY POINT DISTRIBUTION



## PROJECTED OFFENSIVE LINE



# VIKINGS



## 2016 SCHEDULE

WEEK	DAY	OPPONENT	9	Sun.	Lions
1	Sun.	@ Titans	10	Sun.	@ Redskins
2	Sun.	Packers	11	Sun.	Cardinals
3	Sun.	@ Panthers	12	Thur.	@ Lions
4	Mon.	Giants	13	Thur.	Cowboys
5	Sun.	Texans	14	Sun.	@ Jaguars
6	-	BYE	15	Sun.	Colts
7	Sun.	@ Eagles	16	Sat.	@ Packers
8	Mon.	@ Bears	17	Sun.	Bears

# ATLANTA FALCONS



## 2016 SCHEDULE

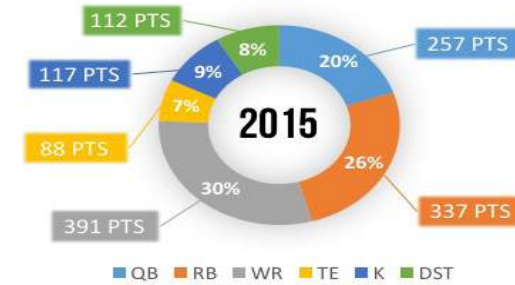
WEEK	DAY	OPPONENT	9	Sun.	@ Buccaneers
1	Sun.	Buccaneers	10	Sun.	@ Eagles
2	Sun.	@ Raiders	11	-	BYE
3	Mon.	@ Saints	12	Sun.	Cardinals
4	Sun.	Panthers	13	Sun.	Chiefs
5	Sun.	@ Broncos	14	Sun.	@ Rams
6	Sun.	@ Seahawks	15	Sun.	49ers
7	Sun.	Chargers	16	Sat.	@ Panthers
8	Sun.	Packers	17	Sun.	Saints

## BURNING QUESTIONS

1. Is Devonta Freeman the feature back? Some think he is, but others think Tevin Coleman significantly eats into Freeman's 2016 touches.

2. Is Mohamed Sanu a good enough compliment to Julio Jones? He's better than what they had last year, but Sanu doesn't profile as a player to draw attention away from Jones.

## FANTASY POINT DISTRIBUTION



## PROJECTED OFFENSIVE LINE



## FANTASY DEPTH CHART

QB		
1	Matt Ryan	82.5
2	Matt Schaub	50.7
3	Sean Renfree	55.6
RB		
1	Devonta Freeman	79.4
2	Tevin Coleman	43.6
3	Terron Ward	58.5
4	Gus Johnson	-
5	Brandon Wilds	R
WR		
1	Julio Jones	96.0
2	Mohamed Sanu	53.5
3	Justin Hardy	62.6
4	Eric Weems	62.9
5	Devin Fuller	R
6	Devin Hester	60.0
7	Nick Williams	67.9
TE		
1	Jacob Tamme	69.7
2	Levine Toilolo	56.8
3	Austin Hooper	R
4	D.J. Tialavea	-

## FANTASY DEPTH CHART

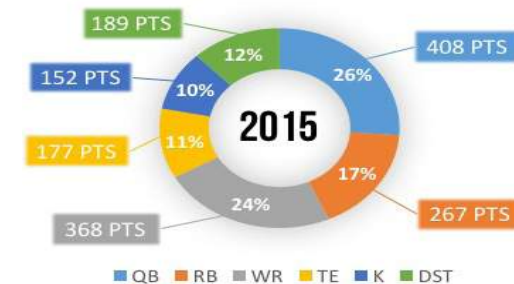
QB		
1	Cam Newton	87.2
2	Derek Anderson	57.1
3	Joe Webb	59.5
RB		
1	Jonathan C. Stewart	83.6
2	Cameron Artis-Payne	56.6
3	Fozzy Whittaker	67.8
4	Brandon Wegher	60.0
5	Devon Johnson	R
WR		
1	Kelvin Benjamin	-
2	Ted Ginn	72.5
3	Devin Funchess	73.4
4	Philly Brown	77.3
5	Brenton Bersin	71.5
6	Stephen Hill	-
7	Keyarris Garrett	R
TE		
1	Greg Olsen	83.2
2	Ed Dickson	51.4
3	Beau Sandland	R
4	Scott Simonson	64.9

## BURNING QUESTIONS

1. Can Cam Newton repeat as the No. 1 overall fantasy quarterback? His dual-threat ability and the return of Kelvin Benjamin bode positively.

2. Who is the No. 2 receiver? Greg Olsen will be the second target, but the race is somewhat wide open between Devin Funchess, Philly Brown, Ted Ginn, and even rookie Keyarris Garrett.

## FANTASY POINT DISTRIBUTION



## PROJECTED OFFENSIVE LINE



# CAROLINA PANTHERS



## 2016 SCHEDULE

WEEK	DAY	OPPONENT	9	Sun.	@ Rams
1	Thur.	@ Broncos	10	Sun.	Chiefs
2	Sun.	49ers	11	Thur.	Saints
3	Sun.	Vikings	12	Sun.	@ Raiders
4	Sun.	@ Falcons	13	Sun.	@ Seahawks
5	Mon.	Buccaneers	14	Sun.	Chargers
6	Sun.	@ Saints	15	Mon.	@ Redskins
7	-	BYE	16	Sat.	Falcons
8	Sun.	Cardinals	17	Sun.	@ Buccaneers

# SAINTS



## 2016 SCHEDULE

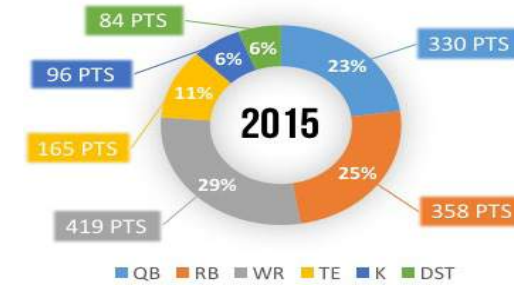
WEEK	DAY	OPPONENT	9	Sun.	@ 49ers
1	Sun.	Raiders	10	Sun.	Broncos
2	Sun.	@ Giants	11	Thur.	@ Panthers
3	Mon.	Falcons	12	Sun.	Rams
4	Sun.	@ Chargers	13	Sun.	Lions
5	-	BYE	14	Sun.	@ Buccaneers
6	Sun.	Panthers	15	Sun.	@ Cardinals
7	Sun.	@ Chiefs	16	Sat.	Buccaneers
8	Sun.	Seahawks	17	Sun.	@ Falcons

## BURNING QUESTIONS

1. How high is Coby Fleener's fantasy ceiling? The Saints love to target their tight ends, so Fleener should see a ton of action this season.

2. Does Willie Snead's value take a hit? With the addition of Fleener and rookie Michael Thomas, Snead's target share could certainly be on the decline in 2016.

## FANTASY POINT DISTRIBUTION



## PROJECTED OFFENSIVE LINE



## FANTASY DEPTH CHART

QB		
1	Drew Brees	87.6
2	Luke McCown	75.4
3	Garrett Grayson	-
RB		
1	Mark Ingram	73.6
2	C.J. Spiller	54.3
3	Tim Hightower	82.4
4	Daniel Lasco	R
5	Travaris Cadet	59.3
WR		
1	Brandin Cooks	79.4
2	Willie Snead	80.2
3	Brandon Coleman	73.6
4	Michael A. Thomas	R
5	Reggie Bell	-
6	R.J. Harris	-
7	Kyle Prater	-
TE		
1	Coby Fleener	74.8
2	Josh Hill	66.0
3	Michael Hoomanawanui	51.4
4	RaShaun Allen	-

## FANTASY DEPTH CHART

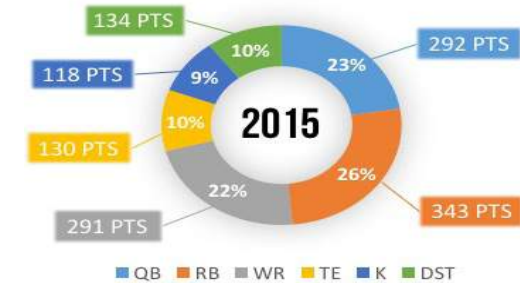
QB		
1	Jameis Winston	71.8
2	Mike Glennon	-
3	Ryan Griffin	45.4
RB		
1	Doug Martin	87.8
2	Charles Sims	84.2
3	Mike James	-
4	Peyton Barber	R
5	Storm Johnson	-
WR		
1	Mike Evans	84.6
2	Vincent Jackson	83.2
3	Kenny Bell	-
4	Louis Murphy	69.2
5	Donteea Dye	47.6
6	Adam Humphries	69.8
7	Russell Shepard	52.7
TE		
1	Austin Seferian-Jenkins	75.2
2	Cameron Brate	71.6
3	Luke Stocker	50.4
4	Brandon Myers	61.7

## BURNING QUESTIONS

1. Can Jameis Winston take a step forward in Year 2? We think he does, and as Winston goes, so goes the rest of the Bucs offense.

2. Will Mike Evans continue to drop passes? Drops are overrated, but you still never want to see a receiver drop nearly one pass per game like Evans did last season.

## FANTASY POINT DISTRIBUTION



## PROJECTED OFFENSIVE LINE



# TAMPA BAY BUCCANEERS



## 2016 SCHEDULE

WEEK	DAY	OPPONENT	9	Sun.	Falcons
1	Sun.	@ Falcons	10	Sun.	Bears
2	Sun.	@ Cardinals	11	Sun.	@ Chiefs
3	Sun.	Rams	12	Sun.	Seahawks
4	Sun.	Broncos	13	Sun.	@ Chargers
5	Mon.	@ Panthers	14	Sun.	Saints
6	-	BYE	15	Sun.	@ Cowboys
7	Sun.	@ 49ers	16	Sat.	@ Saints
8	Sun.	Raiders	17	Sun.	Panthers

TEAM REPORTS **N** EAST NORTH SOUTH WEST **A** EAST NORTH SOUTH WEST

# ARIZONA CARDINALS



## 2016 SCHEDULE

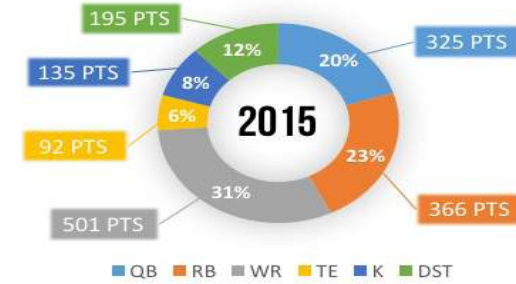
WEEK	DAY	OPPONENT	9	-	BYE
1	Sun.	Patriots	10	Sun.	49ers
2	Sun.	Buccaneers	11	Sun.	@ Vikings
3	Sun.	@ Bills	12	Sun.	@ Falcons
4	Sun.	Rams	13	Sun.	Redskins
5	Thur.	@ 49ers	14	Sun.	@ Dolphins
6	Mon.	Jets	15	Sun.	Saints
7	Sun.	Seahawks	16	Sat.	@ Seahawks
8	Sun.	@ Panthers	17	Sun.	@ Rams

## BURNING QUESTIONS

1. How much will Chris Johnson impact David Johnson? Chris will get some early-down work, but not enough to keep David out of the top-end RB1s.

2. Which wide receiver should fantasy owners target? If depends. In PPR, Fitzgerald. For upside, both Floyd and Brown are appealing.

## FANTASY POINT DISTRIBUTION



## PROJECTED OFFENSIVE LINE

LT	LG	C	RG	RT
68	76	53	69	74
VELDHEER	IUPATI	SHIPLEY	MATHIS	HUMPHRIES
79.7	84.6	73.6	89.6	N/A

## FANTASY DEPTH CHART

QB		
1	Carson Palmer	90.9
2	Drew Stanton	62.8
3	Matt Barkley	-
RB		
1	David A. Johnson	76.1
2	Chris D. Johnson	41.7
3	Andre Ellington	68.6
4	Kerwynn Williams	51.9
5	Stepfan Taylor	55.1
WR		
1	Larry Fitzgerald	90.3
2	Michael Floyd	82.6
3	John Brown	81.8
4	J.J. Nelson	76.0
5	Jaron Brown	63.3
6	Brittan Golden	58.9
7	Jaxon Shipley	-
TE		
1	Darren Fells	65.9
2	Jermaine Gresham	69.6
3	Troy Niklas	60.8
4	Gerald Christian	-

## FANTASY DEPTH CHART

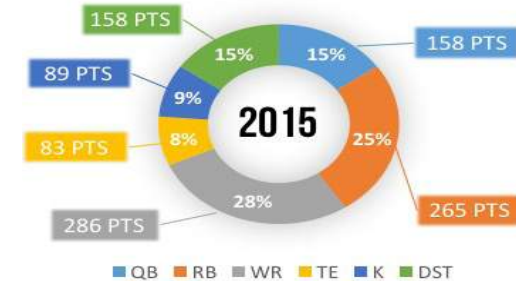
QB		
1	Jared Goff	R
2	Case Keenum	69.4
3	Nick Foles	54.3
RB		
1	Todd Gurley	79.1
2	Benny Cunningham	56.7
3	Tre Mason	55.9
4	Aaron Green	R
5	Malcolm Brown	52.4
WR		
1	Kenny Britt	76.1
2	Tavon Austin	60.3
3	Brian Quick	50.2
4	Pharoh Cooper	R
5	Michael D. Thomas	R
6	Stedman Bailey	55.9
7	Bradley Marquez	66.6
TE		
1	Lance Kendricks	52.8
2	Tyler Higbee	R
3	Justice Cunningham	56.2
4	Temarrick Hemingway	R

## BURNING QUESTIONS

1. Will the Rams offense limit Todd Gurley? It's no secret he's getting the ball, but that could actually play against Gurley this season.

2. Are any L.A. receivers worth owning? It's tough to endorse Rams receivers with a rookie under center. Keep an eye on rookies Mike Thomas and Pharoh Cooper later in the season.

## FANTASY POINT DISTRIBUTION



## PROJECTED OFFENSIVE LINE

LT	LG	C	RG	RT
73	68	61	76	79
ROBINSON	BROWN	BARNES	SAFFOLD	HAVENSTEIN
30.3	40.9	45.6	38.2	76.3



## 2016 SCHEDULE

WEEK	DAY	OPPONENT	9	Sun.	Panthers
1	Mon.	@ 49ers	10	Sun.	@ Jets
2	Sun.	Seahawks	11	Sun.	Dolphins
3	Sun.	@ Buccaneers	12	Sun.	@ Saints
4	Sun.	@ Cardinals	13	Sun.	@ Patriots
5	Sun.	Bills	14	Sun.	Falcons
6	Sun.	@ Lions	15	Thur.	@ Seahawks
7	Sun.	Giants	16	Sat.	49ers
8	-	BYE	17	Sun.	Cardinals

# 49ERS



## 2016 SCHEDULE

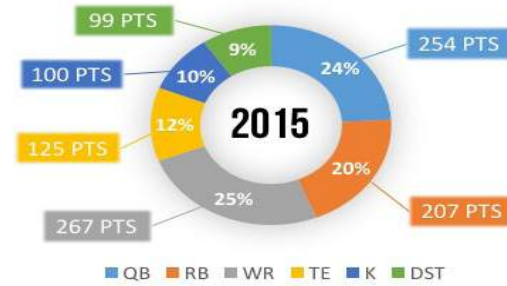
WEEK	DAY	OPPONENT	9	Sun.	Saints
1	Mon.	Rams	10	Sun.	@ Cardinals
2	Sun.	@ Panthers	11	Sun.	Patriots
3	Sun.	@ Seahawks	12	Sun.	@ Dolphins
4	Sun.	Cowboys	13	Sun.	@ Bears
5	Thur.	Cardinals	14	Sun.	Jets
6	Sun.	@ Bills	15	Sun.	@ Falcons
7	Sun.	Buccaneers	16	Sat.	@ Rams
8	-	BYE	17	Sun.	Seahawks

## BURNING QUESTIONS

1. How will Chip Kelly impact this offense? The 49ers are all but guaranteed to run significantly more plays than they did last season.

2. Who will be under center in Week 1? We like to think that will be Colin Kaepernick, but Blaine Gabbert is certainly in the mix. Neither one is especially appealing for fantasy purposes.

## FANTASY POINT DISTRIBUTION



## PROJECTED OFFENSIVE LINE



## FANTASY DEPTH CHART

QB		
1	Blaine Gabbert	66.5
2	Colin Kaepernick	48.6
3	Jeff Driskel	R
RB		
1	Carlos Hyde	78.8
2	Shaun Draughn	59.5
3	Michael Davis	55.8
4	Kelvin Taylor	R
5	Dujuan Harris	77.7
WR		
1	Torrey Smith	68.4
2	Quinton Patton	69.6
3	DeAndre Smelter	-
4	Jerome Simpson	49.6
5	Bruce Ellington	62.9
6	Aaron Burbridge	R
7	Devon Cajuste	R
TE		
1	Vance McDonald	65.5
2	Garrett Celek	71.4
3	Blake Bell	46.0
4	Je'Ron Hamm	56.5

## FANTASY DEPTH CHART

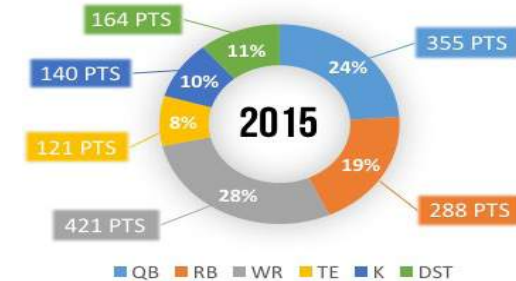
QB		
1	Russell Wilson	85.5
2	Trevone Boykin	R
3	Jake Heaps	-
RB		
1	Thomas Rawls	81.1
2	C.J. Prosise	R
3	Christine Michael	79.1
4	Alex Collins	R
5	Zac Brooks	R
WR		
1	Doug Baldwin	91.1
2	Tyler Lockett	79.8
3	Jermaine Kearse	76.8
4	Paul Richardson	72.4
5	Kenny Lawler	R
6	Kevin Smith	57.0
7	Kasen Williams	56.3
TE		
1	Jimmy Graham	78.9
2	Luke Willson	70.5
3	Cooper Helfet	55.9
4	Nick Vannett	R

## BURNING QUESTIONS

1. Will Doug Baldwin pick up where he left off? No. Baldwin is a great football player, but he produced at an historic rate down the stretch last season.

2. Who will be Seattle's running back? With Marshawn Lynch retired, and Thomas Rawls recovering from injury, C.J. Prosise is in the mix.

## FANTASY POINT DISTRIBUTION



## PROJECTED OFFENSIVE LINE



# SEATTLE SEAHAWKS



## 2016 SCHEDULE

WEEK	DAY	OPPONENT	9	Mon.	Bills
1	Sun.	Dolphins	10	Sun.	@ Patriots
2	Sun.	@ Rams	11	Sun.	Eagles
3	Sun.	49ers	12	Sun.	@ Buccaneers
4	Sun.	@ Jets	13	Sun.	Panthers
5	-	BYE	14	Sun.	@ Packers
6	Sun.	Falcons	15	Thur.	Rams
7	Sun.	@ Cardinals	16	Sat.	Cardinals
8	Sun.	@ Saints	17	Sun.	@ 49ers

# BILLS



## 2016 SCHEDULE

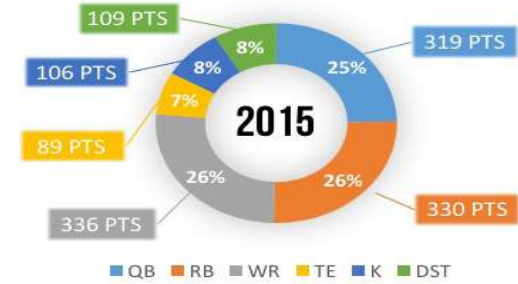
WEEK	DAY	OPPONENT	9	Mon.	@ Seahawks
1	Sun.	@ Ravens	10	-	BYE
2	Thur.	Jets	11	Sun.	@ Bengals
3	Sun.	Cardinals	12	Sun.	Jaguars
4	Sun.	@ Patriots	13	Sun.	@ Raiders
5	Sun.	@ Rams	14	Sun.	Steelers
6	Sun.	49ers	15	Sun.	Browns
7	Sun.	@ Dolphins	16	Sat.	Dolphins
8	Sun.	Patriots	17	Sun.	@ Jets

## BURNING QUESTIONS

1. How much can we trust Tyrod Taylor in fantasy? Taylor's dual-threat ability resulted in a strong fantasy performance, but his style of plays opens him up to injuries.

2. Will Sammy Watkins be healthy? At this point, nobody knows. What we do know is that he's electric when he is healthy.

## FANTASY POINT DISTRIBUTION



## PROJECTED OFFENSIVE LINE



## FANTASY DEPTH CHART

QB		
1	Tyrod Taylor	81.8
2	E.J. Manuel	50.3
3	Cardale Jones	R
RB		
1	LeSean McCoy	78.9
2	Karlos Williams	78.0
3	Mike Gillislee	52.2
4	Jonathan Williams	R
5	James Wilder Jr.	-
WR		
1	Sammy Watkins	89.1
2	Robert Woods	51.7
3	Greg Salas	68.1
4	Leonard Hankerson	48.7
5	Marcus Easley	56.3
6	Marquise Goodwin	68.7
7	Kolby Listenbee	R
TE		
1	Charles Clay	78.5
2	Jim Dray	48.3
3	Nick O'Leary	64.9
4	Chris Gragg	60.9

## FANTASY DEPTH CHART

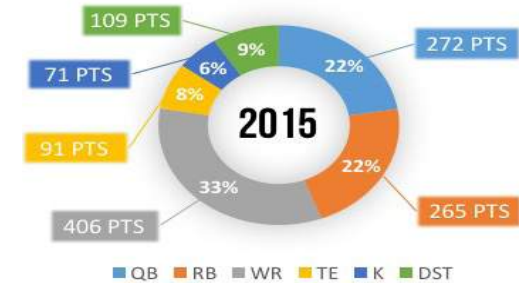
QB		
1	Ryan Tannehill	73.2
2	Matt Moore	60.7
3	Brandon Doughty	R
RB		
1	Jay Ajayi	78.8
2	Damien Williams	56.0
3	Kenyan Drake	R
4	Isaiah Pead	44.4
5	Daniel Thomas	-
WR		
1	Jarvis Landry	86.7
2	DeVante Parker	76.0
3	Kenny Stills	61.5
4	Leonte Carroo	R
5	Jakeem Grant	R
6	Rashawn Scott	R
7	Matt Hazel	57.4
TE		
1	Jordan Cameron	65.7
2	Dion Sims	48.9
3	Jake Stoneburner	64.8
4	Thomas Duarte	R

## BURNING QUESTIONS


1. How much does Adam Gase change things for the offense? He's certainly going to help the cause, and we're bullish on Gase's overall impact on this team.

2. Is Jay Ajayi worth fantasy consideration? He's the feature back with little competition and has a healthy college resume.

## FANTASY POINT DISTRIBUTION



## PROJECTED OFFENSIVE LINE



# MIAMI Dolphins



## 2016 SCHEDULE

WEEK	DAY	OPPONENT	9	Sun.	Jets
1	Sun.	@ Seahawks	10	Sun.	@ Chargers
2	Sun.	@ Patriots	11	Sun.	@ Rams
3	Sun.	Browns	12	Sun.	49ers
4	Thur.	@ Bengals	13	Sun.	@ Ravens
5	Sun.	Titans	14	Sun.	Cardinals
6	Sun.	Steelers	15	Sat.	@ Jets
7	Sun.	Bills	16	Sat.	@ Bills
8	-	BYE	17	Sun.	Patriots

# PATRIOTS



## 2016 SCHEDULE

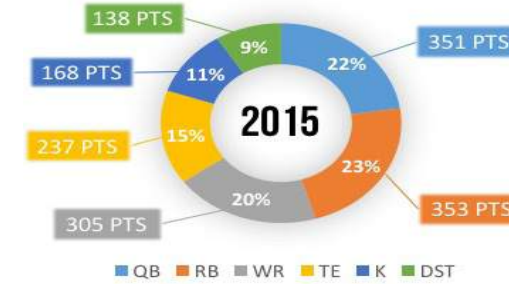
WEEK	DAY	OPPONENT	9	-	BYE
1	Sun.	@ Cardinals	10	Sun.	Seahawks
2	Sun.	Dolphins	11	Sun.	@ 49ers
3	Sun.	Texans	12	Sun.	@ Jets
4	Sun.	Bills	13	Sun.	Rams
5	Sun.	@ Browns	14	Mon.	Ravens
6	Sun.	Bengals	15	Sun.	@ Broncos
7	Sun.	@ Steelers	16	Sat.	Jets
8	Sun.	@ Bills	17	Sun.	@ Dolphins

## BURNING QUESTIONS

1. Will Tom Brady's suspension stand? At this point, it seems like it will, and that impacts the fantasy prospects of this team for the first four weeks.

2. Can Dion Lewis pick up where he left off last season? Lewis was fantastic, but coming off another major injury is concerning.

## FANTASY POINT DISTRIBUTION



## PROJECTED OFFENSIVE LINE



## FANTASY DEPTH CHART

QB		
1	Tom Brady	90.1
2	Jimmy Garoppolo	61.7
3	Jacoby Brissett	R
RB		
1	Dion Lewis	79.5
2	LeGarrette Blount	76.0
3	James White	69.8
4	Brandon Bolden	56.2
5	Donald Brown	78.7
WR		
1	Julian Edelman	86.5
2	Danny Amendola	80.6
3	Chris Hogan	57.1
4	Nate Washington	67.0
5	Malcolm Mitchell	R
6	Matt Slater	59.6
7	Keshawn Martin	57.3
TE		
1	Rob Gronkowski	96.7
2	Martellus Bennett	72.0
3	Clay Harbor	56.6
4	Michael Williams	53.5

## FANTASY DEPTH CHART

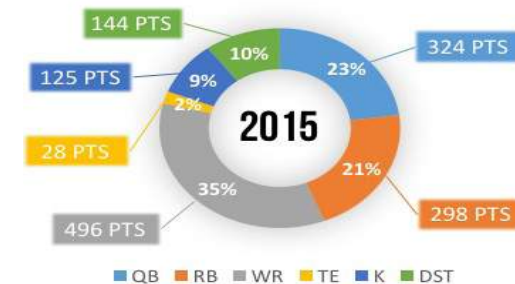
QB		
1	Geno Smith	63.3
2	Christian Hackenberg	R
3	Bryce Petty	-
RB		
1	Matt Forte	81.9
2	Bilal Powell	74.5
3	Khiry Robinson	58.2
4	Zac Stacy	68.3
5	Tommy Bohanon	37.9
WR		
1	Brandon Marshall	85.9
2	Eric Decker	83.5
3	Quincy Enunwa	47.5
4	Devin A. Smith	47.9
5	Charone Peake	R
6	Kenbrell Thompkins	57.8
7	Jeremy Ross	-
TE		
1	Jace Amaro	-
2	Kellen Davis	45.3
3	Zach Sudfeld	-
4	Brandon Bostick	-

## BURNING QUESTIONS

1. Who will be under center in Week 1? Ryan Fitzpatrick is coming off a career year where he was a fantasy asset, but he's currently unsigned.

2. Will Matt Forte's role decrease? A consummate workhorse, Forte is in the twilight of his career, and the Jets have a strong passing down back in Bilal Powell.

## FANTASY POINT DISTRIBUTION



## PROJECTED OFFENSIVE LINE



# JETS



## 2016 SCHEDULE

WEEK	DAY	OPPONENT	9	Sun.	@ Dolphins
1	Sun.	Bengals	10	Sun.	Rams
2	Thur.	@ Bills	11	-	BYE
3	Sun.	@ Chiefs	12	Sun.	Patriots
4	Sun.	Seahawks	13	Mon.	Colts
5	Sun.	@ Steelers	14	Sun.	@ 49ers
6	Mon.	@ Cardinals	15	Sat.	Dolphins
7	Sun.	Ravens	16	Sat.	@ Patriots
8	Sun.	@ Browns	17	Sun.	Bills

BALTIMORE  
**RAVENS**



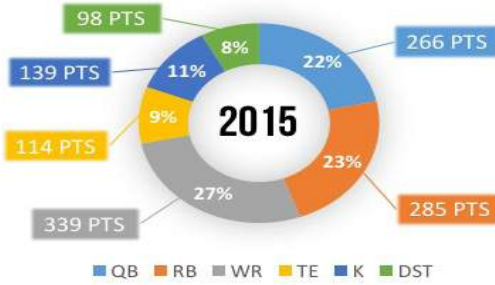
2016 SCHEDULE

WEEK	DAY	OPPONENT	9	Sun.	Steelers
1	Sun.	Bills	10	Thur.	Browns
2	Sun.	@ Browns	11	Sun.	@ Cowboys
3	Sun.	@ Jaguars	12	Sun.	Bengals
4	Sun.	Raiders	13	Sun.	Dolphins
5	Sun.	Redskins	14	Mon.	@ Patriots
6	Sun.	@ Giants	15	Sun.	Eagles
7	Sun.	@ Jets	16	Sun.	@ Steelers
8	-	BYE	17	Sun.	@ Bengals

BURNING QUESTIONS

1. Will Breshad Perriman ever be able to stay healthy? He missed all of his rookie season and suffered a partially torn ACL in the offseason.
2. Can Kenneth Dixon take the starting job and run with it? Behind aging veteran Justin Forsett, Dixon has a three-down skillset and the ability to be a starter in the league.

FANTASY POINT DISTRIBUTION



PROJECTED OFFENSIVE LINE

LT	LG	C	RG	RT
60	79	53	73	71
MONROE	STANLEY	ZUTTAH	YANDA	WAGNER
79.1	R	79.0	92.5	44.4

FANTASY DEPTH CHART

QB		
1	Joe Flacco	68.5
2	Ryan Mallett	51.2
3	Jerrod Johnson	-
RB		
1	Justin Forsett	71.7
2	Javorius Allen	55.0
3	Kenneth Dixon	R
4	Lorenzo Taliaferro	73.8
5	Trent Richardson	-
WR		
1	Steve L. Smith	92.0
2	Breshad Perriman	-
3	Mike Wallace	55.4
4	Kamar Aiken	84.6
5	Michael Campanaro	64.7
6	Chris Moore	R
7	Keenan Reynolds	R
TE		
1	Maxx Williams	73.7
2	Ben Watson	73.0
3	Crockett Gillmore	79.2
4	Nick Boyle	77.7

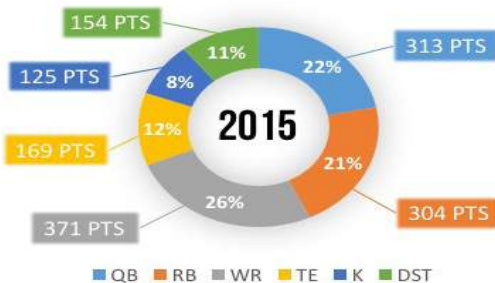
FANTASY DEPTH CHART

QB		
1	Andy Dalton	84.7
2	A.J. McCarron	68.4
3	Keith Wenning	-
RB		
1	Jeremy Hill	67.9
2	Giovani Bernard	76.7
3	Rex Burkhead	53.5
4	Cedric Peerman	-
5	Bronson Hill	-
WR		
1	A.J. Green	92.1
2	Brandon LaFell	47.0
3	Tyler Boyd	R
4	Mario Alford	68.3
5	James Wright	-
6	Brandon Tate	70.8
7	Cody Core	R
TE		
1	Tyler Eifert	86.8
2	Tyler Kroft	63.6
3	C.J. Uzomah	59.7
4	Matt Lengel	-

BURNING QUESTIONS

1. When will Tyler Eifert return? His timetable following offseason surgery puts him back on the field by the beginning of the season, but it's going to be close.
2. Will A.J. Green suffer without Marvin Jones and Mohamed Sanu? The lack of complimentary receivers could be detrimental for Green.

FANTASY POINT DISTRIBUTION



PROJECTED OFFENSIVE LINE

LT	LG	C	RG	RT
77	65	61	68	70
WHITWORTH	BOLING	BODINE	ZEITLER	OCBUEHI
88.5	79.9	42.4	84.6	70.1

CINCINNATI  
**BENGALS**



2016 SCHEDULE

WEEK	DAY	OPPONENT	9	-	BYE
1	Sun.	@ Jets	10	Mon.	@ Giants
2	Sun.	@ Steelers	11	Sun.	Bills
3	Sun.	Broncos	12	Sun.	@ Ravens
4	Thur.	Dolphins	13	Sun.	Eagles
5	Sun.	@ Cowboys	14	Sun.	@ Browns
6	Sun.	@ Patriots	15	Sun.	Steelers
7	Sun.	Browns	16	Sat.	@ Texans
8	Sun.	Redskins	17	Sun.	Ravens

# CLEVELAND BROWNS



## 2016 SCHEDULE

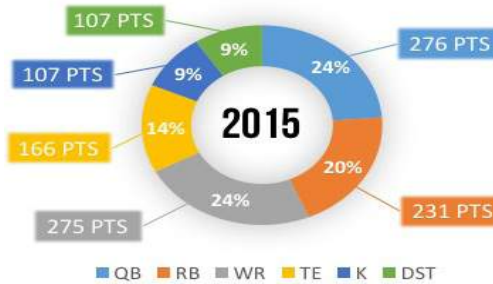
WEEK	DAY	OPPONENT	9	Sun.	Cowboys
1	Sun.	@ Eagles	10	Thur.	@ Ravens
2	Sun.	Ravens	11	Sun.	Steelers
3	Sun.	@ Dolphins	12	Sun.	Giants
4	Sun.	@ Redskins	13	-	BYE
5	Sun.	Patriots	14	Sun.	Bengals
6	Sun.	@ Titans	15	Sun.	@ Bills
7	Sun.	@ Bengals	16	Sat.	Chargers
8	Sun.	Jets	17	Sun.	@ Steelers

## BURNING QUESTIONS

1. How does Hue Jackson impact this offense? We expect more of a run-heavy approach, but it's going to take some time for the Browns to progress.

2. When will Josh Gordon return? Who knows, and who cares. Corey Coleman is the former Baylor receiver to know in the Browns' offense.

## FANTASY POINT DISTRIBUTION



## PROJECTED OFFENSIVE LINE



## FANTASY DEPTH CHART

QB		
1	Robert Griffin III	-
2	Josh McCown	64.3
3	Cody Kessler	R
RB		
1	Duke Johnson	77.2
2	Isaiah Crowell	74.2
3	Glenn Winston	46.4
4	Terrell Watson	-
5	Raheem Mostert	59.8
WR		
1	Corey Coleman	R
2	Brian Hartline	72.1
3	Andrew Hawkins	59.5
4	Rashard Higgins	R
5	Taylor Gabriel	49.2
6	Ricardo Louis	R
7	Jordan Payton	R
TE		
1	Gary Barnidge	74.4
2	E.J. Bibbs	60.8
3	Seth Devalve	R
4	Randall Telfer	-

## FANTASY DEPTH CHART

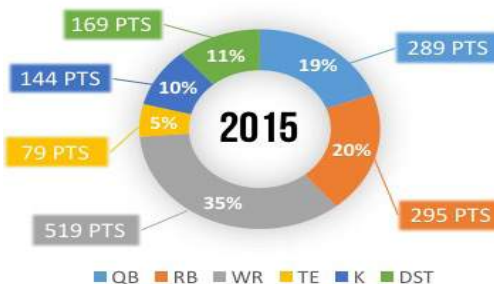
QB		
1	Ben Roethlisberger	92.7
2	Landry Jones	49.2
3	Bruce Gradkowski	-
RB		
1	Le'Veon Bell	94.0
2	DeAngelo Williams	84.2
3	Fitzgerald Toussaint	65.5
4	Daryl Richardson	-
5	Rajion Neal	-
WR		
1	Antonio Brown	96.5
2	Markus Wheaton	75.9
3	Sammie Coates	67.9
4	Darrius Heyward-Bey	59.8
5	Demarcus Ayers	R
6	Issac Blakeney	-
7	Levi Norwood	-
TE		
1	Ladarius Green	74.3
2	Jesse James	72.3
3	Matt Spaeth	67.9
4	David Johnson	51.7

## BURNING QUESTIONS

1. Will Le'Veon Bell be healthy to open the season? Reports suggest he will, but it's a good idea for fantasy owners to keep DeAngelo Williams on speed dial.

2. Can Antonio Brown do it again? We expect him to see a ton of targets, especially with Martavis Bryant suspended for the season.

## FANTASY POINT DISTRIBUTION



## PROJECTED OFFENSIVE LINE



# Steelers



## 2016 SCHEDULE

WEEK	DAY	OPPONENT	9	Sun.	@ Ravens
1	Mon.	@ Redskins	10	Sun.	Cowboys
2	Sun.	Bengals	11	Sun.	@ Browns
3	Sun.	@ Eagles	12	Thur.	@ Colts
4	Sun.	Chiefs	13	Sun.	Giants
5	Sun.	Jets	14	Sun.	@ Bills
6	Sun.	@ Dolphins	15	Sun.	@ Bengals
7	Sun.	Patriots	16	Sun.	Ravens
8	-	BYE	17	Sun.	Browns

# HOUSTON TEXANS



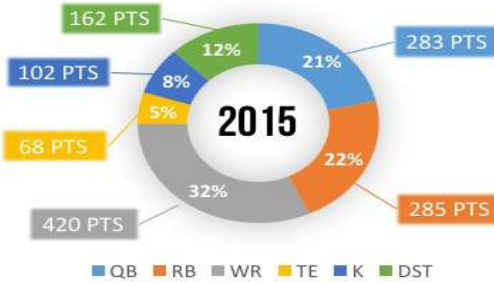
## 2016 SCHEDULE

WEEK	DAY	OPPONENT	9	-	BYE
1	Sun.	Bears	10	Sun.	@ Jaguars
2	Sun.	Chiefs	11	Mon.	@ Raiders
3	Sun.	@ Patriots	12	Sun.	Chargers
4	Sun.	Titans	13	Sun.	@ Packers
5	Sun.	@ Vikings	14	Sun.	@ Colts
6	Sun.	Colts	15	Sun.	Jaguars
7	Mon.	@ Broncos	16	Sat.	Bengals
8	Sun.	Lions	17	Sun.	@ Titans

## BURNING QUESTIONS

1. Is Lamar Miller an elite fantasy option? That may be a bit ambitious, but he should be very productive with an increased role in Houston.
2. Can Brock Osweiler produce viable fantasy numbers? He certainly has the weapons to do so with DeAndre Hopkins, Will Fuller, and Lamar Miller.

## FANTASY POINT DISTRIBUTION



## PROJECTED OFFENSIVE LINE



## FANTASY DEPTH CHART

QB		
1	Andy Dalton	84.7
2	A.J. McCarron	68.4
3	Keith Wenning	-
RB		
1	Jeremy Hill	67.9
2	Giovani Bernard	76.7
3	Rex Burkhead	53.5
4	Cedric Peerman	-
5	Bronson Hill	-
WR		
1	A.J. Green	92.1
2	Brandon LaFell	47.0
3	Tyler Boyd	R
4	Mario Alford	68.3
5	James Wright	-
6	Brandon Tate	70.8
7	Cody Core	R
TE		
1	Tyler Eifert	86.8
2	Tyler Kroft	63.6
3	C.J. Uzomah	59.7
4	Matt Lengel	-

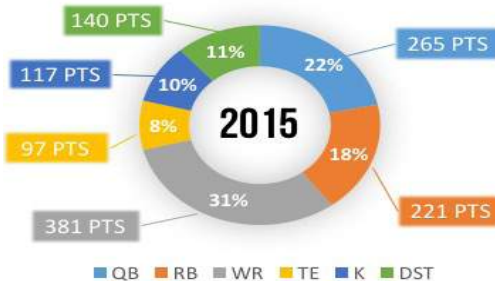
## FANTASY DEPTH CHART

QB		
1	Andrew Luck	47.3
2	Scott Tolzien	60.3
3	Stephen Morris	-
RB		
1	Frank Gore	73.9
2	Robert Turbin	65.6
3	Jordan Todman	65.8
4	Trey Williams	61.4
5	Josh Ferguson	R
WR		
1	T.Y. Hilton	85.1
2	Donte Moncrief	77.8
3	Phillip Dorsett	62.8
4	Brian Tyms	-
5	Josh Boyce	-
6	Quan Bray	60.2
7	Mekale McKay	R
TE		
1	Dwayne Allen	50.2
2	Jack Doyle	68.6
3	Erik Swoope	61.7
4	Mike McFarland	-

## BURNING QUESTIONS

1. Can Andrew Luck rebound? Last season was ugly, but Luck is still young and growing pains happen to even the best players.
2. How much longer can Frank Gore defy Father Time? Entering his age-33 season, he's now in territory where very few running backs have been productive.

## FANTASY POINT DISTRIBUTION



## PROJECTED OFFENSIVE LINE



# COLTS



## 2016 SCHEDULE

WEEK	DAY	OPPONENT	9	Sun.	@ Packers
1	Sun.	Lions	10	-	BYE
2	Sun.	@ Broncos	11	Sun.	Titans
3	Sun.	Chargers	12	Thur.	Steelers
4	Sun.	@ Jaguars	13	Mon.	@ Jets
5	Sun.	Bears	14	Sun.	Texans
6	Sun.	@ Texans	15	Sun.	@ Vikings
7	Sun.	@ Titans	16	Sat.	@ Raiders
8	Sun.	Chiefs	17	Sun.	Jaguars

# JACKSONVILLE JAGUARS



## 2016 SCHEDULE

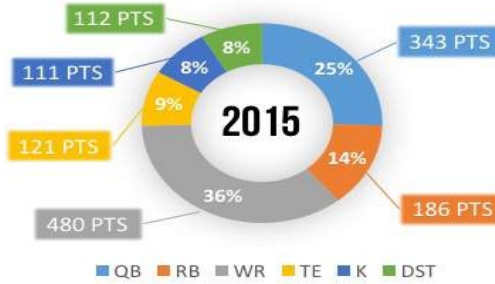
WEEK	DAY	OPPONENT	9	Sun.	@ Chiefs
1	Sun.	Packers	10	Sun.	Texans
2	Sun.	@ Chargers	11	Sun.	@ Lions
3	Sun.	Ravens	12	Sun.	@ Bills
4	Sun.	Colts	13	Sun.	Broncos
5	-	BYE	14	Sun.	Vikings
6	Sun.	@ Bears	15	Sun.	@ Texans
7	Sun.	Raiders	16	Sat.	Titans
8	Thur.	@ Titans	17	Sun.	@ Colts

## BURNING QUESTIONS

1. Can the Jags offense continue to produce big numbers? We suspect things tone down a little after the Jags took steps to improve their defense in the offseason.

2. Will it be T.J. Yeldon or Chris Ivory? It will actually be both, and as a result the fantasy value of both players will suffer.

## FANTASY POINT DISTRIBUTION



## PROJECTED OFFENSIVE LINE



## FANTASY DEPTH CHART

QB		
1	Blake Bortles	69.7
2	Chad Henne	-
3	Brandon Allen	R
RB		
1	T.J. Yeldon	83.2
2	Chris Ivory	81.2
3	Denard Robinson	57.6
4	Jonas Gray	72.8
5	Corey Grant	47.4
WR		
1	Allen Robinson	87.6
2	Allen Hurns	84.9
3	Marqise Lee	62.8
4	Rashad Greene	48.8
5	Arrelious Benn	-
6	Neal Sterling	-
7	Tony Washington	54.5
TE		
1	Julius Thomas	63.4
2	Mercedes Lewis	68.4
3	Nic Jacobs	51.4
4	Ben Koyack	-

## FANTASY DEPTH CHART

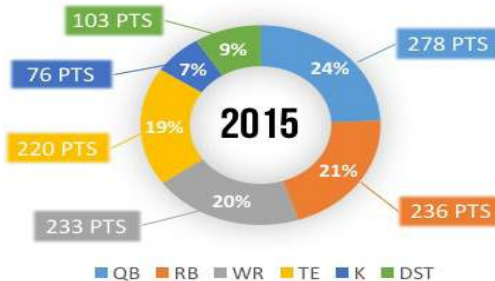
QB		
1	Marcus Mariota	64.5
2	Matt Cassel	50.6
3	Alex Tanney	72.6
RB		
1	DeMarco Murray	48.6
2	Derrick Henry	R
3	Dexter McCluster	54.8
4	Antonio Andrews	73.9
5	David Cobb	50.0
WR		
1	Dorial Green-Beckham	73.6
2	Rishard Matthews	79.4
3	Kendall Wright	72.4
4	Harry Douglas	54.8
5	Justin Hunter	65.4
6	Tajae Sharpe	R
7	Tre McBride	50.3
TE		
1	Delanie Walker	92.1
2	Anthony Fasano	67.8
3	Craig Stevens	79.2
4	Phillip Supernaw	55.2

## BURNING QUESTIONS

1. What is exotic smashmouth and how does it impact fantasy? Mike Mularkey's pet name for his run-based approach will mean plenty of carries for DeMarco Murray and Derrick Henry.

2. What can we expect from Marcus Mariota in Year 2? We like Mariota to take a step forward both as a player and as a fantasy asset.

## FANTASY POINT DISTRIBUTION



## PROJECTED OFFENSIVE LINE



# TENNESSEE TITANS



## 2016 SCHEDULE

WEEK	DAY	OPPONENT	9	Sun.	@ Chargers
1	Sun.	Vikings	10	Sun.	Packers
2	Sun.	@ Lions	11	Sun.	@ Colts
3	Sun.	Raiders	12	Sun.	@ Bears
4	Sun.	@ Texans	13	-	BYE
5	Sun.	@ Dolphins	14	Sun.	Broncos
6	Sun.	Browns	15	Sun.	@ Chiefs
7	Sun.	Colts	16	Sat.	@ Jaguars
8	Thur.	Jaguars	17	Sun.	Texans

# BRONCOS

DENVER



## 2016 SCHEDULE

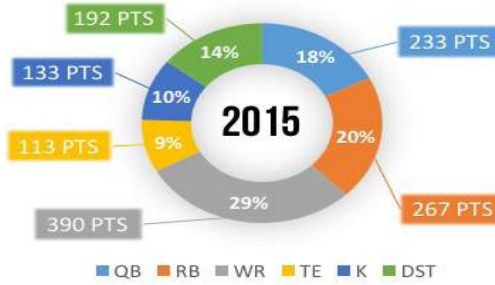
WEEK	DAY	OPPONENT	9	Sun.	@ Raiders
1	Thur.	Panthers	10	Sun.	@ Saints
2	Sun.	Colts	11	-	BYE
3	Sun.	@ Bengals	12	Sun.	Chiefs
4	Sun.	@ Buccaneers	13	Sun.	@ Jaguars
5	Sun.	Falcons	14	Sun.	@ Titans
6	Thur.	@ Chargers	15	Sun.	Patriots
7	Mon.	Texans	16	Sun.	@ Chiefs
8	Sun.	Chargers	17	Sun.	Raiders

## BURNING QUESTIONS

1. Who will be under center in Week 1? We're going out on a limb, but Paxton Lynch could beat out Mark Sanchez for the starting job.

2. Can we trust C.J. Anderson in 2016? It's tough to give him a strong endorsement, especially after the Broncos drafted Arian Foster clone Devontae Booker.

## FANTASY POINT DISTRIBUTION



## PROJECTED OFFENSIVE LINE



## FANTASY DEPTH CHART

QB		
1	Mark Sanchez	69.4
2	Paxton Lynch	R
3	Trevor Siemian	-
RB		
1	C.J. Anderson	71.6
2	Ronnie Hillman	65.2
3	Devontae Booker	R
4	Juwan Thompson	56.3
5	Kapri Bibbs	-
WR		
1	Demaryius Thomas	75.8
2	Emmanuel Sanders	87.2
3	Bennie Fowler	68.1
4	Cody Latimer	55.7
5	Jordan Norwood	52.3
6	DeVier Posey	-
7	Jordan Taylor	-
TE		
1	Virgil Green	71.3
2	Jeff Heurman	-
3	Garrett Graham	48.3
4	Richard Gordon	60.7

## FANTASY DEPTH CHART

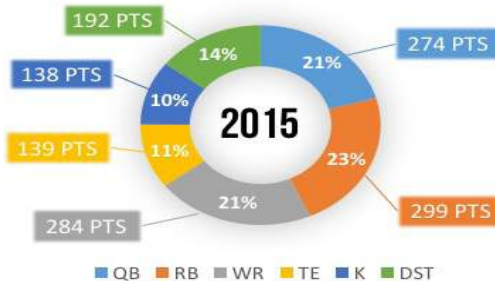
QB		
1	Alex Smith	53.9
2	Aaron Murray	-
3	Kevin Hogan	R
RB		
1	Jamaal Charles	79.0
2	Charcandrick West	69.2
3	Spencer Ware	78.5
4	Knile Davis	65.1
5	De'Anthony Thomas	60.9
WR		
1	Jeremy Maclin	82.0
2	Chris Conley	60.1
3	Albert Wilson	67.2
4	Rod Streater	66.9
5	Demarcus Robinson	R
6	Tyreek Hill	R
7	Frankie Hammond	58.1
TE		
1	Travis Kelce	72.0
2	James O'Shaughnessy	66.7
3	Demetrius Harris	51.1
4	Brian Parker	67.1

## BURNING QUESTIONS

1. How healthy is Jamaal Charles? Reports suggest he's fine, but coming off a torn ACL at his age isn't ideal. Charcandrick West and Spencer Ware are waiting in the wings.

2. Will the Chiefs start to open things up this season? No. This is their offense. It's low-volume and conservative.

## FANTASY POINT DISTRIBUTION



## PROJECTED OFFENSIVE LINE



# CHIEFS



## 2016 SCHEDULE

WEEK	DAY	OPPONENT	9	Sun.	Jaguars
1	Sun.	Chargers	10	Sun.	@ Panthers
2	Sun.	@ Texans	11	Sun.	Buccaneers
3	Sun.	Jets	12	Sun.	@ Broncos
4	Sun.	@ Steelers	13	Sun.	@ Falcons
5	-	BYE	14	Thur.	Raiders
6	Sun.	@ Raiders	15	Sun.	Titans
7	Sun.	Saints	16	Sun.	Broncos
8	Sun.	@ Colts	17	Sun.	@ Chargers

# RAIDERS

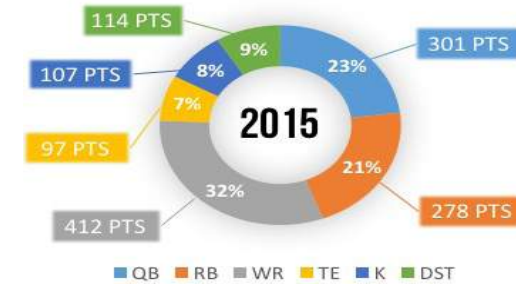


## BURNING QUESTIONS

1. Will the Raiders offense continue to produce? With one of the league's better defenses, we expect less reliance on the pass out of Oakland this season.

2. Is Latavius Murray going to take the next step? Probably not. The Raiders drafted DeAndre Washington who will be in the mix for touches.

## FANTASY POINT DISTRIBUTION



## PROJECTED OFFENSIVE LINE



## FANTASY DEPTH CHART

QB		
1	Derek Carr	81.6
2	Matthew McGloin	49.7
3	Connor Cook	R
RB		
1	Latavius Murray	74.6
2	Deandre Washington	R
3	Taiwan Jones	70.5
4	Roy Helu	55.1
5	Jalen Richard	R
WR		
1	Amari Cooper	74.0
2	Michael Crabtree	78.8
3	Seth Roberts	53.3
4	Andre Holmes	52.6
5	Andre Debose	-
6	Johnny Holton	R
7	Max McCaffrey	R
TE		
1	Clive Walford	74.6
2	Mychal Rivera	52.4
3	Lee Smith	69.9
4	Gabe Holmes	-

## 2016 SCHEDULE

WEEK	DAY	OPPONENT	WEEK	DAY	OPPONENT
1	Sun.	@ Saints	9	Sun.	Broncos
2	Sun.	Falcons	10	-	BYE
3	Sun.	@ Titans	11	Mon.	Texans
4	Sun.	@ Ravens	12	Sun.	Panthers
5	Sun.	Chargers	13	Sun.	Bills
6	Sun.	Chiefs	14	Thur.	@ Chiefs
7	Sun.	@ Jaguars	15	Sun.	@ Chargers
8	Sun.	@ Buccaneers	16	Sat.	Colts
			17	Sun.	@ Broncos

## FANTASY DEPTH CHART

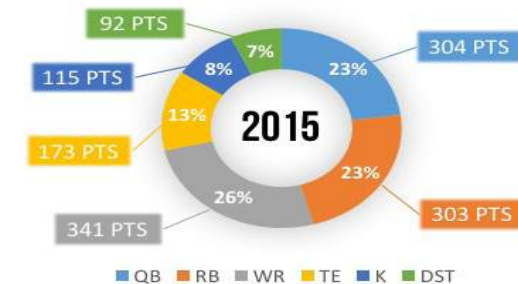
QB		
1	Philip Rivers	77.0
2	Kellen Clemens	63.5
3	Zach Mettenberger	42.9
RB		
1	Melvin Gordon	51.4
2	Danny Woodhead	68.2
3	Branden Oliver	74.5
4	Dreamius Smith	-
5	Kenneth Farrow	R
WR		
1	Keenan Allen	83.9
2	Travis Benjamin	69.8
3	Steve Johnson	71.6
4	Dontrelle Inman	49.6
5	Javontee Herndon	52.0
6	Tyrell Williams	53.7
7	Isaiah Burse	-
TE		
1	Antonio Gates	82.5
2	Jeff Cumberland	53.9
3	Hunter Henry	R
4	Sean McGrath	-

## BURNING QUESTIONS

1. Can Melvin Gordon turn things around in Year 2? Concerns surround Gordon after his off-season surgery. He also has to run behind the Charger's poor offensive line.

2. Is Keenan Allen a WR1? With one of the lowest aDOTs at the position, Allen's better suited to PPR formats, and is more of a WR2 in standard.

## FANTASY POINT DISTRIBUTION



## PROJECTED OFFENSIVE LINE



# SAN DIEGO CHARGERS



## 2016 SCHEDULE

WEEK	DAY	OPPONENT	WEEK	DAY	OPPONENT
1	Sun.	@ Chiefs	9	Sun.	Titans
2	Sun.	Jaguars	10	Sun.	Dolphins
3	Sun.	@ Colts	11	-	BYE
4	Sun.	Saints	12	Sun.	@ Texans
5	Sun.	@ Raiders	13	Sun.	Buccaneers
6	Thur.	Broncos	14	Sun.	@ Panthers
7	Sun.	@ Falcons	15	Sun.	Raiders
8	Sun.	@ Broncos	16	Sat.	@ Browns
			17	Sun.	Chiefs

# 2015 STATISTICS

EXCLUSIVE PFF DATA YOU CAN'T GET ANYWHERE ELSE.

## AVERAGE DEPTH OF THROW

		ATT	aDOT
CARSON PALMER	ARZ	537	11.3
CAM NEWTON	CAR	495	10.9
TYROD TAYLOR	BUF	380	10.7
BEN ROETHLISBERGER	PIT	469	10.5
JAMEIS WINSTON	TB	536	10.3
ANDREW LUCK	IND	293	10.1
BLAKE BORTLES	JAX	606	9.9
BRIAN HOYER	HST	369	9.9
RYAN FITZPATRICK	NYJ	562	9.8
PEYTON MANNING	DEN	331	9.6
MARCUS MARIOTA	TEN	370	9.6
ANDY DALTON	CIN	386	9.3
BROCK OSWEILER	DEN	275	9.2
RUSSELL WILSON	SEA	483	9.0
RYAN TANNEHILL	MIA	586	8.9
JAY CUTLER	CHI	483	8.9
MATT CASSEL	DAL	204	8.9
NICK FOLE	SL	337	8.6
CASE KEENUM	SL	125	8.5
JOHNNY MANZIEL	CLV	223	8.4
DEREK CARR	OAK	573	8.3
TOM BRADY	NE	624	8.3
JOSH MCCOWN	CLV	292	8.3
KIRK COUSINS	WAS	543	8.2
DREW BREES	NO	627	8.2
AARON RODGERS	GB	572	8.2
ELI MANNING	NYG	618	8.1
MATT RYAN	ATL	614	8.1
MATT HASSELBECK	IND	256	7.9
JOE FLACCO	BLT	413	7.7
COLIN KAEPERNICK	SF	244	7.7
TEDDY BRIDGEWATER	MIN	447	7.5
PHILIP RIVERS	SD	661	7.5
SAM BRADFORD	PHI	532	7.4
BLAINE GABBERT	SF	282	7.0
MATTHEW STAFFORD	DET	592	6.8
ALEX D. SMITH	KC	470	6.8

## AVERAGE DEPTH OF TARGET

		TAR	aDOT
MALCOM FLOYD	SD	68	20.5
SAMMY WATKINS	BUF	91	18.3
KENNY BRITT	SL	70	17.5
TED GINN	CAR	89	17.0
ALLEN ROBINSON	JAX	142	16.3
MICHAEL FLOYD	ARZ	88	16.0
JAMES JONES	GB	89	15.9
MIKE EVANS	TB	146	15.8
RILEY COOPER	PHI	39	15.6
PHILLY BROWN	CAR	47	15.5
MARKUS WHEATON	PIT	76	15.4
JOHN BROWN	ARZ	99	15.3
DEANDRE HOPKINS	HST	187	14.9
EMMANUEL SANDERS	DEN	131	14.8
TORREY SMITH	SF	56	14.6
A.J. GREEN	CIN	123	14.2
TERRANCE WILLIAMS	DAL	91	14.2
BRANDON LAFELL	NE	69	14.1
MARQUESS WILSON	CHI	46	13.8
CHRIS HOGAN	BUF	58	13.8
TYLER LOCKETT	SEA	67	13.6
T.Y. HILTON	IND	125	13.5
BRANDON MARSHALL	NYJ	167	13.4
CALVIN JOHNSON	DET	142	13.4
ALLEN HURNS	JAX	99	12.9
BRANDIN COOKS	NO	126	12.9
DONTRELLE INMAN	SD	60	12.8
MARVIN JONES	CIN	93	12.8
TRAVIS BENJAMIN	CLV	116	12.6
KAMAR AIKEN	BLT	121	12.5
ERIC DECKER	NYJ	126	12.4
NATE WASHINGTON	HST	88	12.2
HARRY DOUGLAS	TEN	70	12.2
JERMAINE KEARSE	SEA	66	12.1
ODELL BECKHAM JR.	NYG	153	12.1
MIKE WALLACE	MIN	68	11.8
ANTONIO BROWN	PIT	190	11.6
NELSON AGHOLOR	PHI	43	11.5
ROBERT WOODS	BUF	79	11.4

RUEBEN RANDLE	NYG	87	11.3
STEFON DIGGS	MIN	77	11.3
JORDAN CAMERON	MIA	64	11.2
DONTE MONCRIEF	IND	100	11.1
ANDRE JOHNSON	IND	76	11.1
QUINCY ENUNWA	NYJ	42	10.9
WILLIE SNEAD	NO	95	10.9
ROB GRONKOWSKI	NE	113	10.9
DEMARIUS THOMAS	DEN	169	10.8
GREG OLSEN	CAR	115	10.8
AMARI COOPER	OAK	123	10.7
PIERRE GARCON	WAS	108	10.7
RODDY WHITE	ATL	67	10.6
JEREMY MACLIN	KC	120	10.6
DAVANTE ADAMS	GB	88	10.5
JULIO JONES	ATL	193	10.5
ALBERT WILSON	KC	55	10.4
MICHAEL CRABTREE	OAK	143	10.3
GARY BARNIDGE	CLV	119	10.2
DOUG BALDWIN	SEA	99	10.1
DELANIE WALKER	TEN	130	9.9
BEN WATSON	NO	101	9.6
SETH ROBERTS	OAK	51	9.6
JARED COOK	SL	69	9.6
BRENT CELEK	PHI	32	9.5
ZACH ERTZ	PHI	106	9.4
JIMMY GRAHAM	SEA	68	9.2
KYLE RUDOLPH	MIN	64	9.1
JORDAN MATTHEWS	PHI	120	9.1
DARREN FELLS	ARZ	28	9.1
LARRY FITZGERALD	ARZ	139	8.9
LADARIUS GREEN	SD	56	8.7
VANCE MCDONALD	SF	46	8.6
DWAYNE HARRIS	NYG	53	8.6
TYLER EIFERT	CIN	66	8.6
COBY FLEENER	IND	81	8.5
MARCEDES LEWIS	JAX	33	8.5
JACOB TAMME	ATL	78	8.3
QUINTON PATTON	SF	53	8.2
LANCE KENDRICKS	SL	36	8.2

ANQUAN BOLDIN	SF	107	7.0
CECIL SHORTS	HST	67	8.0
MOHAMED SANU	CIN	48	8.0
JASON WITTEN	DAL	100	7.9
TAVON AUSTIN	SL	81	7.8
OWEN DANIELS	DEN	73	7.6
RANDALL COBB	GB	123	7.5
JARVIS LANDRY	MIA	155	7.4
CHARLES CLAY	BUF	75	7.3
ZACH MILLER	CHI	42	7.3
DANNY AMENDOLA	NE	80	7.0
RICHARD RODGERS	GB	82	6.9
JOHN HUFF	PHI	38	6.7
JORDAN REED	WAS	111	6.6
JAMISON CROWDER	WAS	74	6.6
ED DICKSON	CAR	25	6.5
ERIC EBON	DET	65	6.2
MARTELLUS BENNETT	CHI	76	6.0
HEATH MILLER	PIT	77	5.8
TRAVIS KELCE	KC	99	5.8
GOLDEN TATE	DET	121	5.8
JOSH HILL	NO	28	5.4
C.J. FIEDOROWICZ	HST	23	5.0
COLE BEASLEY	DAL	71	4.9
DEVONTA FREEMAN	ATL	92	2.8
DOUG MARTIN	TB	41	2.3
MATT FORTE	CHI	55	1.5
KYLE JUSZCZYK	BLT	50	1.4
LESEAN MCCOY	BUF	45	1.3
DANNY WOODHEAD	SD	96	0.7
THEO RIDDICK	DET	94	0.7
DARREN MCFADDEN	DAL	50	0.3
T.J. YELDON	JAX	43	0.3
DEANGELO WILLIAMS	PIT	47	0.2
GIOVANI BERNARD	CIN	65	0.0
LATAVIUS MURRAY	OAK	49	-0.3
FRANK GORE	IND	52	-0.4
LAMAR MILLER	MIA	54	-0.7
ADRIAN L. PETERSON	MIN	33	-0.8
JONATHAN C. STEWART	CAR	18	-1.0

## DEEP PASSING

PASSING STATISTICS FOR THROWS TRAVELING AT LEAST 20 YARDS IN THE AIR, INCLUDING PERCENTAGE OF ATTEMPTS.

		ATT	COM	YDS	TD	ATT%
BLAKE BORTLES	JAX	97	40	1330	10	16.0
DREW BREES	NO	79	35	1180	10	12.6
BEN ROETHLISBERGER	PIT	73	28	1170	6	15.6
CARSON PALMER	ARZ	86	34	1123	10	16.0
TYROD TAYLOR	BUF	69	28	1014	12	18.2
CAM NEWTON	CAR	71	27	962	11	14.3
RYAN TANNEHILL	MIA	81	27	930	5	13.8
RUSSELL WILSON	SEA	63	29	897	15	13.0
ELI MANNING	NYG	65	21	839	11	10.5
TOM BRADY	NE	67	24	833	3	10.7
DEREK CARR	OAK	67	25	831	12	11.7
ANDY DALTON	CIN	55	23	797	9	14.2

ANDY DALTON	CIN	55	23	797	9	14.2
JAY CUTLER	CHI	73	24	790	6	15.1
KIRK COUSINS	WAS	61	22	740	5	11.2
JAMEIS WINSTON	TB	64	23	730	5	11.9
AARON RODGERS	GB	64	21	680	5	11.2
SAM BRADFORD	PHI	54	17	634	5	10.2
PHILIP RIVERS	SD	59	17	623	6	8.9
RYAN FITZPATRICK	NYJ	86	21	616	8	15.3
MATT RYAN	ATL	46	19	611	3	7.5
ANDREW LUCK	IND	46	16	536	5	15.7
BRIAN HOYER	HST	49	17	526	5	13.3
NICK FOLE	SL	46	15	520	3	13.6

MATTHEW STAFFORD	DET	49	15	515	5	8.3
COLIN KAEPERNICK	SF	29	10	451	3	11.9
ALEX D. SMITH	KC	40	14	450	3	8.5
JOE FLACCO	BLT	43	14	444	1	10.4
PEYTON MANNING	DEN	42	10	438	3	12.7
TEDDY BRIDGEWATER	MIN	48	15	436	3	10.7
BLAINE GABBERT	SF	28	10	363	2	9.9
JOSH MCCOWN	CLV	28	9	322	2	9.6
MATT HASSELBECK	IND	28	11	319	1	10.9
MARCUS MARIOTA	TEN	49	9	293	3	13.2
BROCK OSWEILER	DEN	30	7	256	1	10.9
MATT CASSEL	DAL	27	8	232	2	13.2

## DEEP RECEIVING

RECEIVING STATISTICS FOR TARGETS TRAVELING AT LEAST 20 YARDS IN THE AIR, INCLUDING PERCENTAGE OF TARGETS.

		TAR	REC	YDS	TD	TAR%
ALLEN ROBINSON	JAX	47	19	672	3	33.1
DEANDRE HOPKINS	HST	44	17	492	7	23.5
EMMANUEL SANDERS	DEN	37	10	447	3	28.2
MIKE EVANS	TB	34	8	258	1	23.3
SAMMY WATKINS	BUF	34	16	606	8	37.4
ODELL BECKHAM JR.	NYG	32	10	437	6	20.9
BRANDIN COOKS	NO	32	13	489	6	25.4
CALVIN JOHNSON	DET	32	10	334	3	22.5
ANTONIO BROWN	PIT	32	14	515	2	16.8
A.J. GREEN	CIN	30	15	558	5	24.4
T.Y. HILTON	IND	29	11	426	3	23.2
MALCOM FLOYD	SD	29	8	328	2	42.6
BRANDON MARSHALL	NYJ	29	9	290	4	17.4
ALSHON JEFFERY	CHI	28	9	297	2	30.4
JOHN BROWN	ARZ	27	8	370	2	27.3
MARTAVIS BRYANT	PIT	27	8	318	3	30.7

ERIC DECKER	NYJ	23	9	208	3	18.3
TRAVIS BENJAMIN	CLV	23	8	363	4	19.8
KAMAR AIKEN	BLT	23	8	265	1	19.0
KENNY STILLS	MIA	23	8	269	2	29.0
MARVIN JONES	CIN	23	8	285	2	24.7
TED GINN	CAR	23	6	293	4	25.8
TERRANCE WILLIAMS	DAL	21	7	196	2	23.1
KENNY BRITT	SL	21	10	382	3	30.0
DEMARIUS THOMAS	DEN	21	5	176	1	12.4
DOUG BALDWIN	SEA	18	11	321	7	18.2
CHRIS HOGAN	BUF	18	5	177	1	31.0
JARVIS LANDRY	MIA	18	5	174	0	11.6
JEREMY MACLIN	KC	18	8	290	2	15.0
AMARI COOPER	OAK	17	10	356	4	13.8
BRANDON LAFELL	NE	17	4	157	0	24.6
MARKUS WHEATON	PIT	17	8	354	2	22.4

DONTE MONCRIEF	IND	16	4	106	0	16.0
NATE WASHINGTON	HST	15	6	207	2	17.0
DORIAL GREEN-BECKHAM	TEN	15	4	135	1	23.8
DARRIUS HEYWARD-BEY	PIT	14	4	185	1	37.8
DAVANTE ADAMS	GB	14	4	124	0	15.9
CHRIS GIVENS	BLT	14	5	193	0	28.0
RUEBEN RANDLE	NYG	14	8	324	4	16.1
STEFON DIGGS	MIN	14	6	152	2	18.2
PIERRE GARCON	WAS	14	3	100	1	13.0
WILLIE SNEAD	NO	14	9	333	1	14.7
JORDAN MATTHEWS	PHI	14	4	175	2	11.7
DEVIN A. SMITH	NYJ	14	1	16	1	53.8
BRANDON COLEMAN	NO	13	6	156	0	27.1
TAVON AUSTIN	SL	13	3	91	0	16.0
J.J. NELSON	ARZ	13	6	201	2	54.2
HARRY DOUGLAS	TEN	13	2	44	1	18.6

# FANTASY POINTS PER DROPBACK

	DB	PPDB
CAM NEWTON	CAR	557 0.73
RUSSELL WILSON	SEA	586 0.6
ANDY DALTON	CIN	432 0.59
TYROD TAYLOR	BUF	467 0.59
CARSON PALMER	ARZ	569 0.57
KIRK COUSINS	WAS	573 0.53
TOM BRADY	NE	670 0.52
MARCUS MARIOTA	TEN	424 0.51
BLAKE BORTLES	JAX	685 0.50
RYAN FITZPATRICK	NYJ	615 0.49
JAMEIS WINSTON	TB	598 0.49
DREW BREES	NO	661 0.48
ALEX D. SMITH	KC	571 0.48
AARON RODGERS	GB	660 0.47
ELI MANNING	NYG	653 0.47
MATTHEW STAFFORD	DET	662 0.46
BEN ROETHLISBERGER	PIT	493 0.46
JAY CUTLER	CHI	527 0.46
DEREK CARR	OAK	621 0.46
BRIAN HOYER	HST	398 0.45
JOSH MCCOWN	CLV	327 0.44
ANDREW LUCK	IND	333 0.43
RYAN TANNEHILL	MIA	637 0.43
PHILIP RIVERS	SD	710 0.42
BLAINE GABBERT	SF	330 0.42
TEDDY BRIDGEWATER	MIN	518 0.41
JOE FLACCO	BLT	430 0.41
BROCK OSWEILER	DEN	310 0.40
MATT RYAN	ATL	657 0.39
COLIN KAEPERNICK	SF	295 0.39
JOHNNY MANZIEL	CLV	269 0.39
SAM BRADFORD	PHI	570 0.38
CASE KEENUM	SL	132 0.37
MATT HASSELBECK	IND	278 0.36
PEYTON MANNING	DEN	347 0.31
MATT CASSEL	DAL	230 0.31
NICK FOLES	SL	356 0.30

# WR YARDS PER ROUTE RUN

	RTS	YPRR
JULIO JONES	ATL	615 3.04
STEVE L. SMITH	BLT	231 2.90
ANTONIO BROWN	PIT	636 2.89
ALSHON JEFFERY	CHI	281 2.87
SAMMY WATKINS	BUF	390 2.68
ODELL BECKHAM JR.	NYG	598 2.43
A.J. GREEN	CIN	539 2.41
MIKE EVANS	TB	510 2.37
BRANDON MARSHALL	NYJ	643 2.34
DEANDRE HOPKINS	HST	664 2.29
DEMARYIUS THOMAS	DEN	594 2.20
LARRY FITZGERALD	ARZ	554 2.19
JEREMY MACLIN	KC	504 2.16
KEENAN ALLEN	SD	335 2.16
ALLEN ROBINSON	JAX	649 2.16
EMMANUEL SANDERS	DEN	540 2.10
RISHARD MATTHEWS	MIA	318 2.08
MARTAVIS BRYANT	PIT	368 2.08
DOUG BALDWIN	SEA	517 2.07
MICHAEL FLOYD	ARZ	411 2.07
JARVIS LANDRY	MIA	570 2.03
DEVIN FUNCHESS	CAR	233 2.03
JULIAN EDELMAN	NE	342 2.02
JOHN BROWN	ARZ	504 1.99
JERRICO COTCHERY	CAR	248 1.96
WILLIE SNEAD	NO	510 1.93
VINCENT JACKSON	TB	286 1.90
TED GINN	CAR	393 1.88
AMARI COOPER	OAK	582 1.86
KENNY BRITT	SL	367 1.86
CALVIN JOHNSON	DET	656 1.85
BRANDIN COOKS	NO	628 1.81
STEFON DIGGS	MIN	398 1.81
ERIC DECKER	NYJ	566 1.81
T.Y. HILTON	IND	621 1.81
ALLEN HURNS	JAX	579 1.78
JORDAN MATTHEWS	PHI	575 1.73

# FANTASY POINTS PER OPPORTUNITY

## WIDE RECEIVER

	STD	PPR
SAMMY WATKINS	BUF	0.41 0.56
ANTONIO BROWN	PIT	0.38 0.60
TED GINN	CAR	0.38 0.60
JULIO JONES	ATL	0.38 0.60
DOUG BALDWIN	SEA	0.37 0.52
ODELL BECKHAM JR.	NYG	0.37 0.53
BRANDON MARSHALL	NYJ	0.36 0.53
A.J. GREEN	CIN	0.35 0.51
ALLEN ROBINSON	JAX	0.35 0.47
DEANDRE HOPKINS	HST	0.33 0.5
LARRY FITZGERALD	ARZ	0.31 0.51
TAVON AUSTIN	SL	0.31 0.42
JEREMY MACLIN	KC	0.31 0.48
ERIC DECKER	NYJ	0.31 0.45
MICHAEL FLOYD	ARZ	0.29 0.42
EMMANUEL SANDERS	DEN	0.28 0.42
ALLEN HURNS	JAX	0.28 0.39
DEMARYIUS THOMAS	DEN	0.28 0.45
JOHN BROWN	ARZ	0.28 0.41
JARVIS LANDRY	MIA	0.27 0.46
BRANDIN COOKS	NO	0.27 0.40
CALVIN JOHNSON	DET	0.27 0.40
MIKE EVANS	TB	0.27 0.42
JORDAN MATTHEWS	PHI	0.26 0.40
MICHAEL CRABTREE	OAK	0.26 0.41
STEFON DIGGS	MIN	0.24 0.37
AMARI COOPER	OAK	0.24 0.37
TYLER LOCKETT	SEA	0.24 0.36
KENNY BRITT	SL	0.23 0.33
T.Y. HILTON	IND	0.23 0.34
WILLIE SNEAD	NO	0.23 0.36
PIERRE GARCON	WAS	0.23 0.37
MARKUS WHEATON	PIT	0.23 0.32
JAMES JONES	GB	0.22 0.29
KAMAR AIKEN	BLT	0.21 0.34
RUEBEN RANDLE	NYG	0.21 0.30
JERMAINE KEARSE	SEA	0.21 0.31
TRAVIS BENJAMIN	CLV	0.21 0.33
MARVIN JONES	CIN	0.21 0.34
TERRANCE WILLIAMS	DAL	0.20 0.30
DANNY AMENDOLA	NE	0.20 0.36
COLE BEASLEY	DAL	0.20 0.33
DONTE MONCRIEF	IND	0.20 0.33
ANQUAN BOLDIN	SF	0.20 0.34
GOLDEN TATE	DET	0.19 0.32
NATE WASHINGTON	HST	0.19 0.29
RANDALL COBB	GB	0.19 0.31
TORREY SMITH	SF	0.18 0.24
SETH ROBERTS	OAK	0.18 0.26
CHRIS HOGAN	BUF	0.17 0.27
DWAYNE HARRIS	NYG	0.17 0.26
CECIL SHORTS	HST	0.17 0.29
JAMISON CROWDER	WAS	0.16 0.28

TERRANCE WILLIAMS	DAL	510 1.65
TRAVIS BENJAMIN	CLV	587 1.65
MICHAEL CRABTREE	OAK	566 1.63
MARKUS WHEATON	PIT	465 1.61
KAMAR AIKEN	BLT	587 1.61
MARVIN JONES	CIN	511 1.60
ANQUAN BOLDIN	SF	499 1.58
TYLER LOCKETT	SEA	424 1.57
DANNY AMENDOLA	NE	415 1.56
BRANDON COLEMAN	NO	293 1.55
PIERRE GARCON	WAS	504 1.54
KENDALL WRIGHT	TEN	269 1.52
BRIAN HARTLINE	CLV	360 1.45
JAMES JONES	GB	632 1.41
NATE WASHINGTON	HST	474 1.39
JERMAINE KEARSE	SEA	492 1.39
DONTE MONCRIEF	IND	532 1.38
DEZ BRYANT	DAL	294 1.36
CECIL SHORTS	HST	359 1.35
DORIAL GREEN-BECKHAM	TEN	406 1.35
MARQUES COLSTON	NO	388 1.34
STEVE JOHNSON	SD	374 1.33
JAMISON CROWDER	WAS	458 1.32
RUEBEN RANDLE	NYG	610 1.31
COLE BEASLEY	DAL	408 1.31

OPPORUNTIES EQUALS CATCHES PLUS CARRIES. NUMBERS FOR STANDARD (STD) AND PPR.

PHILLY BROWN	CAR	0.16 0.23
ROBERT WOODS	BUF	0.16 0.27
RILEY COOPER	PHI	0.16 0.23
QUINTON PATTON	SF	0.16 0.27
JOSH HUFF	PHI	0.16 0.25
ANDRE JOHNSON	IND	0.16 0.25
DONTRELLE INMAN	SD	0.15 0.23
MARQUESS WILSON	CHI	0.15 0.23
ALBERT WILSON	KC	0.15 0.24
MOHAMED SANU	CIN	0.14 0.22
MIKE WALLACE	MIN	0.14 0.23
MALCOM FLOYD	SD	0.14 0.20
BRANDON LAFELL	NE	0.13 0.22
DAVANTE ADAMS	GB	0.12 0.23
HARRY DOUGLAS	TEN	0.12 0.20
RODDY WHITE	ATL	0.10 0.18
NELSON AGHOLOR	PHI	0.08 0.14

## RUNNING BACK

DAVID A. JOHNSON	ARZ	0.51 0.62
TODD GURLEY	SL	0.50 0.56
JEREMY HILL	CIN	0.43 0.47
ADRIAN L. PETERSON	MIN	0.42 0.48
DOUG MARTIN	TB	0.42 0.48
CHRIS IVORY	NYJ	0.40 0.47
DEVONTA FREEMAN	ATL	0.39 0.51
JEREMY LANGFORD	CHI	0.39 0.46
RASHAD JENNINGS	NYG	0.39 0.47
MATTHEW JONES	WAS	0.37 0.44
LAMAR MILLER	MIA	0.37 0.46
CHARLES SIMS	TB	0.37 0.52
MARK INGRAM	NO	0.35 0.46
EDDIE LACY	GB	0.35 0.41
JONATHAN C. STEWART	CAR	0.34 0.38
MIKE TOLBERT	CAR	0.34 0.43
MATT FORTE	CHI	0.33 0.42
DEMARCO MURRAY	PHI	0.33 0.43
DANNY WOODHEAD	SD	0.33 0.49
DEANGELO WILLIAMS	PIT	0.33 0.40
LESEAN MCCOY	BUF	0.33 0.40
ALFRED BLUE	HST	0.32 0.37
RONNIE HILLMAN	DEN	0.32 0.37
GIOVANI BERNARD	CIN	0.32 0.43
DARREN MCFADDEN	DAL	0.31 0.39
ISAIAH CROWELL	CLV	0.31 0.36
JAMES STARKS	GB	0.31 0.42
JAVORIUS ALLEN	BLT	0.31 0.44
FRANK GORE	IND	0.30 0.36
AMEER ABDULLAH	DET	0.30 0.38
LATAVIUS MURRAY	OAK	0.30 0.38
C.J. ANDERSON	DEN	0.30 0.36
BRUCE MILLER	SF	0.29 0.43
THEO RIDDICK	DET	0.29 0.52

# RB ELUSIVITY

WITH MISSED TACKLES AND YARDS AFTER CONTACT PER ATTEMPT

	MT	Yco/ATT
LE'VEON BELL	PIT	28 3.41
DOUG MARTIN	TB	67 3.15
THOMAS RAWLS	SEA	28 3.12
KARLOS WILLIAMS	BUF	20 2.94
MARK INGRAM	NO	44 2.92
C.J. ANDERSON	DEN	31 2.88
TODD GURLEY	SL	47 2.87
CARLOS HYDE	SF	35 2.83
RASHAD JENNINGS	NYG	29 2.79
CHARLES SIMS	TB	37 2.77
LAMAR MILLER	MIA	30 2.76
DAVID A. JOHNSON	ARZ	35 2.69
RYAN MATTHEWS	PHI	18 2.68
MARSHAWN LYNCH	SEA	37 2.65
CHRIS IVORY	NYJ	56 2.61
CHRIS D. JOHNSON	ARZ	31 2.53
EDDIE LACY	GB	30 2.53
JONATHAN C. STEWART	CAR	56 2.49
JOIQUE BELL	DET	21 2.47
GIOVANI BERNARD	CIN	42 2.45
ANTONIO ANDREWS	TEN	26 2.45

CHARCANDRICK WEST	KC	0.28 0.33
MARCEL REECE	OAK	0.28 0.46
KYLE JUSZCZYK	BLT	0.28 0.49
BILAL POWELL	NYJ	0.28 0.44
JONATHAN GRIMES	HST	0.28 0.40
DARREN SPROLES	PHI	0.28 0.44
SHANE VEREEN	NYG	0.27 0.43
ANTONIO ANDREWS	TEN	0.27 0.34
ALFRED MORRIS	WAS	0.27 0.30
T.J. YELDON	JAX	0.26 0.33
JUSTIN FORSETT	BLT	0.25 0.33
MELVIN GORDON	SD	0.23 0.33
DUKE JOHNSON	CLV	0.23 0.37
BENNY CUNNINGHAM	SL	0.21 0.35
DAMIEN WILLIAMS	MIA	0.21 0.38
MATT ASIATA	MIN	0.20 0.35

## TIGHT END

JORDAN REED	WAS	0.41 0.64
ZACH MILLER	CHI	0.39 0.56
TYLER EIFERT	CIN	0.39 0.54
ROB GRONKOWSKI	NE	0.36 0.50
BRENT CELEK	PHI	0.33 0.49
GREG OLSEN	CAR	0.31 0.47
DELANIE WALKER	TEN	0.30 0.50
GARY BARNIDGE	CLV	0.27 0.40
CROCKETT GILLMORE	BLT	0.25 0.38
TRAVIS KELCE	KC	0.24 0.39
LANCE KENDRICKS	SL	0.23 0.39
RICHARD RODGERS	GB	0.23 0.36
DARREN FELS	ARZ	0.22 0.32
VANCE MCDONALD	SF	0.22 0.35
BEN WATSON	NO	0.22 0.36
JIMMY GRAHAM	SEA	0.21 0.36
ERIC EBON	DET	0.21 0.33
KYLE RUDOLPH	MIN	0.21 0.33
WILL TYE	NYG	0.21 0.35
ZACH ERTZ	PHI	0.20 0.36
JULIUS THOMAS	JAX	0.20 0.32
CHARLES CLAY	BUF	0.19 0.34
MARTELLUS BENNETT	CHI	0.18 0.34
ED DICKSON	CAR	0.18 0.31
LUKE WILLSON	SEA	0.17 0.28
LADARIUS GREEN	SD	0.17 0.26
JASON WITTEN	DAL	0.17 0.32
JACOB TAMME	ATL	0.16 0.30
OWEN DANIELS	DEN	0.16 0.26
COBY FLEENER	IND	0.16 0.28
JOSH HILL	NO	0.15 0.25
JORDAN CAMERON	MIA	0.14 0.23
HEATH MILLER	PIT	0.14 0.27
JARED COOK	SL	0.13 0.24
C.J. FIEDOROWICZ	HST	0.12 0.21

LEGARRETTE BLOUNT	NE	35 2.44
TIM HIGHTOWER	NO	14 2.36
ADRIAN L. PETERSON	MIN	57 2.35
DUKE JOHNSON	CLV	43 2.34
LATAVIUS MURRAY	OAK	56 2.34
T.J. YELDON	JAX	46 2.32
ISAIAH CROWELL	CLV	26 2.30
DARREN MCFADDEN	DAL	33 2.30
RONNIE HILLMAN	DEN	26 2.29
CHRIS POLK	HST	13 2.28
FRANK GORE	IND	51 2.25
ALFRED MORRIS	WAS	14 2.25
MATT FORTE	CHI	29 2.24
MELVIN GORDON	SD	46 2.22
DEANGELO WILLIAMS	PIT	31 2.21
JUSTIN FORSETT	BLT	30 2.20
MATTHEW JONES	WAS	27 2.17
ALFRED BLUE	HST	22 2.16
CHARCANDRICK WEST	KC	23 2.14
JAMES STARKS	GB	24 2.13
DEVONTA FREEMAN	ATL	52 2.06
JAVORIUS ALLEN	BLT	26 2.04
DARREN SPROLES	PHI	12 2.04
LESEAN MCCOY	BUF	40 2.02
JEREMY HILL	CIN	28 2.00

# 2016 NFL SCHEDULE GRID

Tm	1	2	3	4	5	6	7	8	9	10	11	12	13	14	15	16	17
ARZ	NE	TB	@BUF	LA	@SF	NYJ	SEA	@CAR	BYE	SF	@MIN	@ATL	WAS	@MIA	NO	@SEA	@LA
ATL	TB	@OAK	@NO	CAR	@DEN	@SEA	SD	GB	@TB	@PHI	BYE	ARZ	KC	@LA	SF	@CAR	NO
BLT	BUF	@CLV	@JAX	OAK	WAS	@NYG	@NYJ	BYE	PIT	CLV	@DAL	CIN	MIA	@NE	PHI	@PIT	@CIN
BUF	@BLT	NYJ	ARZ	@NE	@LA	SF	@MIA	NE	@SEA	BYE	@CIN	JAX	@OAK	PIT	CLV	MIA	@NYJ
CAR	@DEN	SF	MIN	@ATL	TB	@NO	BYE	ARZ	@LA	KC	NO	@OAK	@SEA	SD	@WAS	ATL	@TB
CHI	@HST	PHI	@DAL	DET	@IND	JAX	@GB	MIN	BYE	@TB	@NYG	TEN	SF	@DET	GB	WAS	@MIN
CIN	@NYJ	@PIT	DEN	MIA	@DAL	@NE	CLV	WAS	BYE	@NYG	BUF	@BLT	PHI	@CLV	PIT	@HST	BLT
CLV	@PHI	BLT	@MIA	@WAS	NE	@TEN	@CIN	NYJ	DAL	@BLT	PIT	NYG	BYE	CIN	@BUF	SD	@PIT
DAL	NYG	@WAS	CHI	@SF	CIN	@GB	BYE	PHI	@CLV	@PIT	BLT	WAS	@MIN	@NYG	TB	DET	@PHI
DEN	CAR	IND	@CIN	@TB	ATL	@SD	HST	SD	@OAK	@NO	BYE	KC	@JAX	@TEN	NE	@KC	OAK
DET	@IND	TEN	@GB	@CHI	PHI	LA	WAS	@HST	@MIN	BYE	JAX	MIN	@NO	CHI	@NYG	@DAL	GB
GB	@JAX	@MIN	DET	BYE	NYG	DAL	CHI	@ATL	IND	@TEN	@WAS	@PHI	HST	SEA	@CHI	MIN	@DET
HST	CHI	KC	@NE	TEN	@MIN	IND	@DEN	DET	BYE	@JAX	@OAK	SD	@GB	@IND	JAX	CIN	@TEN
IND	DET	@DEN	SD	@JAX	CHI	@HST	@TEN	KC	@GB	BYE	TEN	PIT	@NYJ	HST	@MIN	@OAK	JAX
JAX	GB	@SD	BLT	IND	BYE	@CHI	OAK	@TEN	@KC	HST	@DET	@BUF	DEN	MIN	@HST	TEN	@IND
KC	SD	@HST	NYJ	@PIT	BYE	@OAK	NO	@IND	JAX	@CAR	TB	@DEN	@ATL	OAK	TEN	DEN	@SD
LA	@SF	SEA	@TB	@ARZ	BUF	@DET	NYG	BYE	CAR	@NYJ	MIA	@NO	@NE	ATL	@SEA	SF	ARZ
MIA	@SEA	@NE	CLV	@CIN	TEN	PIT	BUF	BYE	NYJ	@SD	@LA	SF	@BLT	ARZ	@NYJ	@BUF	NE
MIN	@TEN	GB	@CAR	NYG	HST	BYE	@PHI	@CHI	DET	@WAS	ARZ	@DET	DAL	@JAX	IND	@GB	CHI
NE	@ARZ	MIA	HST	BUF	@CLV	CIN	@PIT	@BUF	BYE	SEA	@SF	@NYJ	LA	BLT	@DEN	NYJ	@MIA
NO	OAK	@NYG	ATL	@SD	BYE	CAR	@KC	SEA	@SF	DEN	@CAR	LA	DET	@TB	@ARZ	TB	@ATL
NYG	@DAL	NO	WAS	@MIN	@GB	BLT	@LA	BYE	PHI	CIN	CHI	@CLV	@PIT	DAL	DET	@PHI	@WAS
NYJ	CIN	@BUF	@KC	SEA	@PIT	@ARZ	BLT	@CLV	@MIA	LA	BYE	NE	IND	@SF	MIA	@NE	BUF
OAK	@NO	ATL	@TEN	@BLT	SD	KC	@JAX	@TB	DEN	BYE	HST	CAR	BUF	@KC	@SD	IND	@DEN
PHI	CLV	@CHI	PIT	BYE	@DET	@WAS	MIN	@DAL	@NYG	ATL	@SEA	GB	@CIN	WAS	@BLT	NYG	DAL
PIT	@WAS	CIN	@PHI	KC	NYJ	@MIA	NE	BYE	@BLT	DAL	@CLV	@IND	NYG	@BUF	@CIN	BLT	CLV
SD	@KC	JAX	@IND	NO	@OAK	DEN	@ATL	@DEN	TEN	MIA	BYE	@HST	TB	@CAR	OAK	@CLV	KC
SF	LA	@CAR	@SEA	DAL	ARZ	@BUF	TB	BYE	NO	@ARZ	NE	@MIA	@CHI	NYJ	@ATL	@LA	SEA
SEA	MIA	@LA	SF	@NYJ	BYE	ATL	@ARZ	@NO	BUF	@NE	PHI	@TB	CAR	@GB	LA	ARZ	@SF
TB	@ATL	@ARZ	LA	DEN	@CAR	BYE	@SF	OAK	ATL	CHI	@KC	SEA	@SD	NO	@DAL	@NO	CAR
TEN	MIN	@DET	OAK	@HST	@MIA	CLV	IND	JAX	@SD	GB	@IND	@CHI	BYE	DEN	@KC	@JAX	HST
WAS	PIT	DAL	@NYG	CLV	@BLT	PHI	@DET	@CIN	BYE	MIN	GB	@DAL	@ARZ	@PHI	CAR	@CHI	NYG



## FANTASY



Every game. Every player. Every play.

[profootballfocus.com/fantasy](http://profootballfocus.com/fantasy)

# 2016 STRENGTH OF SCHEDULE

BY PAT THORMAN

Discussions of fantasy strength of schedule invariably come with a caveat about taking it with a grain of salt due to unknowable shifts in personnel, scheme, and health. This is valid, especially early in the offseason before training camps open. Yet, if weighed appropriately, as one piece of the player projection puzzle, it can serve as a valuable tie-breaker between similarly attractive prospects.

Traditional “fantasy points against” averages can be useful, especially once we get at least a month into October and defensive performance crystallizes -- but simply looking back at the prior season’s

averages does not cut it. Our strength of schedule rankings proportionally weight offseason player and coaching movement, as well as Vegas-projected win expectations and game scripts, on top of fantasy points against averages.

Ours is a hybrid measure capable of sharpening the edge offered by the other metrics and analysis found in this guide and at PFF Fantasy. Use it to break ties, map out streaming schedules, or simply to find suitable bye week fill-ins. While these ratings will evolve and be updated, they will continue to serve as another valuable tool on your fantasy belt.

## QUARTERBACK

DAL	1
NYG	2
GB	3
DET	4
MIN	5
CHI	6
CIN	7
TEN	8
PIT	9
HST	10
SD	10
WAS	12
JAX	13
IND	14
BLT	15
OAK	16
CAR	17
SEA	17
CLV	19
ATL	20
DEN	21
NYJ	22
PHI	22
KC	24
BUF	25
ARZ	26
LA	27
TB	27
NO	29
NE	30
MIA	31
SF	32

## RUNNING BACK

NYG	1
CAR	2
SEA	3
TB	4
OAK	5
TEN	6
DAL	7
PIT	8
GB	9
KC	9
SD	11
DET	12
CHI	13
ARZ	14
DEN	15
BLT	16
MIN	17
CIN	18
HST	19
NO	20
PHI	21
ATL	22
LA	22
JAX	24
CLV	25
NYJ	26
WAS	27
NE	28
BUF	29
SF	30
IND	31
MIA	32

## WIDE RECEIVER

DAL	1
CIN	2
PIT	3
CLV	4
NYG	5
BLT	6
WAS	7
NYJ	8
BUF	9
CHI	10
SEA	11
NE	12
MIN	13
SD	14
PHI	15
ATL	16
MIA	17
LA	18
DET	19
JAX	20
OAK	21
TEN	22
GB	23
ARZ	24
DEN	25
HST	26
IND	27
CAR	28
NO	29
KC	30
TB	31
SF	32

## TIGHT END

HST	1
KC	2
GB	3
CAR	4
DET	5
CHI	6
IND	7
TEN	8
MIN	9
TB	9
DEN	11
JAX	11
NO	13
SD	14
LA	15
PHI	16
ATL	17
ARZ	18
DAL	19
OAK	20
SEA	21
SF	22
BUF	23
NYG	24
BLT	25
MIA	25
WAS	27
NYJ	28
CLV	29
NE	30
CIN	31
PIT	32

# STANDARD CHEAT SHEET

## QUARTERBACK

PLAYER	TM	BYE
1 CAM NEWTON	CAR	7
2 AARON RODGERS	GB	4
3 RUSSELL WILSON	SEA	5
4 DREW BREES	NO	5
5 ANDREW LUCK	IND	10
6 BEN ROETHLISBERGER	PIT	8
7 CARSON PALMER	ARZ	9
8 TOM BRADY	NE	9
9 ELI MANNING	NYG	8
10 BLAKE BORTLES	JAX	5
11 PHILIP RIVERS	SD	11
12 TYROD TAYLOR	BUF	10
13 MARCUS MARIOTA	TEN	12
14 ANDY DALTON	CIN	9
15 DEREK CARR	OAK	10
16 KIRK COUSINS	WAS	9
17 TONY ROMO	DAL	7
18 MATTHEW STAFFORD	DET	10
19 RYAN TANNEHILL	MIA	8
20 MATT RYAN	ATL	11
21 JAMEIS WINSTON	TB	6
22 ALEX D. SMITH	KC	5
23 JAY CUTLER	CHI	9
24 BROCK OSWEILER	HST	9
25 JOE FLACCO	BLT	8
26 TEDDY BRIDGEWATER	MIN	6
27 GENO SMITH	NYJ	11
28 COLIN KAEPERNICK	SF	8
29 ROBERT GRIFFIN III	CLV	12
30 SAM BRADFORD	PHI	4
31 PAXTON LYNCH	DEN	11
32 JARED GOFF	LA	8
33 RYAN FITZPATRICK	NYJ	11
34 JIMMY GAROPPOLO	NE	9
35 BLAINE GABBERT	SF	8
36 CHRISTIAN HACKENBERG	NYJ	11
37 MARK SANCHEZ	DEN	11
38 JOSH MCCOWN	CLV	12
39 CARSON WENTZ	PHI	4
40 DAK PRESCOTT	DAL	7
41 BRIAN HOYER	CHI	9
42 A.J. MCCARRON	CIN	9
43 E.J. MANUEL	BUF	10
44 MATT SCHAUB	ATL	11
45 COLT MCCOY	WAS	9
46 CASE KEENUM	LA	8
47 MATT MOORE	MIA	8
48 ZACH METTENBERGER	TEN	12
49 CHAD HENNE	JAX	5
50 TARVARIS JACKSON	SEA	5

## RUNNING BACK

PLAYER	TM	BYE
1 LE'VEON BELL	PIT	8
2 DAVID A. JOHNSON	ARZ	9
3 TODD GURLEY	LA	8
4 EZEKIEL ELLIOTT	DAL	7
5 DEVONTA FREEMAN	ATL	11
6 ADRIAN L. PETERSON	MIN	6
7 LAMAR MILLER	HST	9
8 JAMAAL CHARLES	KC	5
9 DOUG MARTIN	TB	6
10 MARK INGRAM	NO	5
11 LESEAN MCCOY	BUF	10
12 THOMAS RAWLS	SEA	5
13 EDDIE LACY	GB	4
14 CARLOS HYDE	SF	8
15 MATT FORTE	NYJ	11
16 RYAN MATHEWS	PHI	4
17 LATAVIUS MURRAY	OAK	10
18 JONATHAN C. STEWART	CAR	7
19 JAY AJAYI	MIA	8
20 DION LEWIS	NE	9

## WIDE RECEIVER

PLAYER	TM	BYE
1 ANTONIO BROWN	PIT	8
2 ODELL BECKHAM JR.	NYG	8
3 JULIO JONES	ATL	11
4 DEANDRE HOPKINS	HST	9
5 DEZ BRYANT	DAL	7
6 A.J. GREEN	CIN	9
7 ALLEN ROBINSON	JAX	5
8 ALSHON JEFFERY	CHI	9
9 JORDY NELSON	GB	4
10 SAMMY WATKINS	BUF	10
11 MIKE EVANS	TB	6
12 AMARI COOPER	OAK	10
13 KEENAN ALLEN	SD	11
14 BRANDIN COOKS	NO	5
15 BRANDON MARSHALL	NYJ	11
16 DEMARYIUS THOMAS	DEN	11
17 T.Y. HILTON	IND	10
18 JARVIS LANDRY	MIA	8
19 JULIAN EDELMAN	NE	9
20 JEREMY MACLIN	KC	5

## TIGHT END

PLAYER	TM	BYE
1 ROB GRONKOWSKI	NE	9
2 JORDAN REED	WAS	9
3 GREG OLSEN	CAR	7
4 DELANIE WALKER	TEN	12
5 TRAVIS KELCE	KC	5
6 TYLER EIFERT	CIN	9
7 COBY FLEENER	NO	5
8 LADARIUS GREEN	PIT	8
9 GARY BARNIDGE	CLV	12
10 ZACH ERTZ	PHI	4
11 JULIUS THOMAS	JAX	5
12 ANTONIO GATES	SD	11
13 JIMMY GRAHAM	SEA	5
14 DWAYNE ALLEN	IND	10
15 JASON WITTEN	DAL	7
16 ERIC EBRON	DET	10
17 ZACH MILLER	CHI	9
18 MARTELLUS BENNETT	NE	9
19 CHARLES CLAY	BUF	10
20 CLIVE WALFORD	OAK	10

21 JORDAN CAMERON	MIA	8
22 AUSTIN SEFERIAN-JENKINS	TB	6
23 KYLE RUODOLPH	MIN	6
24 MAXX WILLIAMS	BLT	8
25 WILL TYE	NYG	8
26 JARED COOK	GB	4
27 JEFF HEURMAN	DEN	11
28 JACE AMARO	NYJ	11
29 LANCE KENDRICKS	LA	8
30 JACOB TAMME	ATL	11
31 VANCE McDONALD	SF	8
32 RYAN GRIFFIN	HST	9
33 VIRGIL GREEN	DEN	11
34 BRENT CELEK	PHI	4
35 LARRY DONNELL	NYG	8
36 MYCHAL RIVERA	OAK	10
37 BEN WATSON	BLT	8
38 DARREN FELLS	ARZ	9
39 HUNTER HENRY	SD	11
40 ED DICKSON	CAR	7
41 RICHARD RODGERS	GB	4
42 GARRETT CELEK	SF	8
43 JERMAINE GRESHAM	ARZ	9
44 C.J. FIEDOROWICZ	HST	9
45 CAMERON BRATE	TB	6

## KICKER

PLAYER	TM	BYE
1 STEPHEN GOSTKOWSKI	NE	9
2 JUSTIN TUCKER	BLT	8
3 STEVEN HAUSCHKA	SEA	5
4 MASON CROSBY	GB	4
5 GRAHAM GANO	CAR	7
6 BLAIR WALSH	MIN	6
7 JOSH BROWN	NYG	8
8 CAIRO SANTOS	KC	5
9 DAN BAILEY	DAL	7
10 ROBERTO AGUAYO	TB	6
11 BRANDON MCMANUS	DEN	11
12 SEBASTIAN JANIKOWSKI	OAK	10
13 CHANDLER CATANZARO	ARZ	9
14 MIKE NUGENT	CIN	9
15 NICK FOLK	NYJ	11

## TEAM DEFENSE

PLAYER	TM	BYE
1 DENVER BRONCOS	DEN	11
2 ARIZONA CARDINALS	ARZ	9
3 SEATTLE SEAHAWKS	SEA	5
4 CAROLINA PANTHERS	CAR	7
5 NEW ENGLAND PATRIOTS	NE	9
6 LOS ANGELES RAMS	LA	8
7 CINCINNATI BENGALS	CIN	9
8 KANSAS CITY CHIEFS	KC	5
9 HOUSTON TEXANS	HST	9
10 GREEN BAY PACKERS	GB	4
11 MINNESOTA VIKINGS	MIN	6
12 NEW YORK JETS	NYJ	11
13 PITTSBURGH STEELERS	PIT	8
14 OAKLAND RAIDERS	OAK	10
15 PHILADELPHIA EAGLES	PHI	4
16 WASHINGTON REDSKINS	WAS	9
17 DETROIT LIONS	DET	10
18 NEW YORK GIANTS	NYG	8
19 BALTIMORE RAVENS	BLT	8
20 INDIANAPOLIS COLTS	IND	10
21 TAMPA BAY BUCCANEERS	TB	6
22 BUFFALO BILLS	BUF	10
23 JACKSONVILLE JAGUARS	JAX	5
24 TENNESSEE TITANS	TEN	12
25 MIAMI DOLPHINS	MIA	8
26 SAN DIEGO CHARGERS	SD	11
27 ATLANTA FALCONS	ATL	11
28 CHICAGO BEARS	CHI	9
29 CLEVELAND BROWNS	CLV	12
30 NEW ORLEANS SAINTS	NO	5

# PPR CHEAT SHEET

## QUARTERBACK

PLAYER	TM	BYE
1 CAM NEWTON	CAR	7
2 DREW BREES	NO	5
3 RUSSELL WILSON	SEA	5
4 AARON RODGERS	GB	4
5 BEN ROETHLISBERGER	PIT	8
6 ANDREW LUCK	IND	10
7 CARSON PALMER	ARZ	9
8 ELI MANNING	NYG	8
9 TOM BRADY	NE	9
10 BLAKE BORTLES	JAX	5
11 KIRK COUSINS	WAS	9
12 PHILIP RIVERS	SD	11
13 TYROD TAYLOR	BUF	10
14 MATTHEW STAFFORD	DET	10
15 DEREK CARR	OAK	10
16 ANDY DALTON	CIN	9
17 MARCUS MARIOTA	TEN	12
18 TONY ROMO	DAL	7
19 BROCK OSWEILER	HST	9
20 JAMEIS WINSTON	TB	6
21 RYAN TANNEHILL	MIA	8
22 MATT RYAN	ATL	11
23 ALEX D. SMITH	KC	5
24 JAY CUTLER	CHI	9
25 JOE FLACCO	BLT	8
26 TEDDY BRIDGEWATER	MIN	6
27 GENO SMITH	NYJ	11
28 ROBERT GRIFFIN III	CLV	12
29 COLIN KAEPERNICK	SF	8
30 SAM BRADFORD	PHI	4
31 PAXTON LYNCH	DEN	11
32 JARED GOFF	LA	8
33 JIMMY GAROPPOLO	NE	9
34 CHRISTIAN HACKENBERG	NYJ	11
35 JOSH MCCOWN	CLV	12
36 CARSON WENTZ	PHI	4
37 BLAINE GABBERT	SF	8
38 MARK SANCHEZ	DEN	11
39 DAK PRESCOTT	DAL	7
40 BRIAN HOYER	CHI	9
41 A.J. MCCARRON	CIN	9
42 E.J. MANUEL	BUF	10
43 MATT SCHAUB	ATL	11
44 COLT MCCOY	WAS	9
45 MATT MOORE	MIA	8
46 CHAD HENNE	JAX	5
47 TARVARIS JACKSON	SEA	5
48 MIKE GLENNON	TB	6
49 SHAUN HILL	MIN	6
50 BRETT HUNDLEY	GB	4

## RUNNING BACK

PLAYER	TM	BYE
1 LE'VEON BELL	PIT	8
2 DEVONTA FREEMAN	ATL	11
3 DAVID A. JOHNSON	ARZ	9
4 EZEKIEL ELLIOTT	DAL	7
5 LAMAR MILLER	HST	9
6 MARK INGRAM	NO	5
7 TODD GURLEY	LA	8
8 ADRIAN L. PETERSON	MIN	6
9 LESEAN MCCOY	BUF	10
10 JAMAAL CHARLES	KC	5
11 DOUG MARTIN	TB	6
12 MATT FORTE	NYJ	11
13 CARLOS HYDE	SF	8
14 DANNY WOODHEAD	SD	11
15 EDDIE LACY	GB	4
16 THOMAS RAWLS	SEA	5
17 DION LEWIS	NE	9
18 JAY AJAYI	MIA	8
19 DUKE JOHNSON	CLV	12
20 RYAN MATHEWS	PHI	4

## WIDE RECEIVER

PLAYER	TM	BYE
1 ANTONIO BROWN	PIT	8
2 JULIO JONES	ATL	11
3 ODELL BECKHAM JR.	NYG	8
4 DEANDRE HOPKINS	HST	9
5 A.J. GREEN	CIN	9
6 ALSHON JEFFERY	CHI	9
7 DEZ BRYANT	DAL	7
8 KEENAN ALLEN	SD	11
9 JORDY NELSON	GB	4
10 BRANDON MARSHALL	NYJ	11
11 JULIAN EDELMAN	NE	9
12 ALLEN ROBINSON	JAX	5
13 GOLDEN TATE	DET	10
14 AMARI COOPER	OAK	10
15 JARVIS LANDRY	MIA	8
16 MIKE EVANS	TB	6
17 BRANDIN COOKS	NO	5
18 SAMMY WATKINS	BUF	10
19 LARRY FITZGERALD	ARZ	9
20 KELVIN BENJAMIN	CAR	7

## TIGHT END

PLAYER	TM	BYE
1 ROB GRONKOWSKI	NE	9
2 JORDAN REED	WAS	9
3 GREG OLSEN	CAR	7
4 DELANIE WALKER	TEN	12
5 TRAVIS KELCE	KC	5
6 COBY FLEENER	NO	5
7 TYLER EIFERT	CIN	9
8 JASON WITTEN	DAL	7
9 ANTONIO GATES	SD	11
10 ZACH ERTZ	PHI	4
11 LADARIUS GREEN	PIT	8
12 ERIC EBORN	DET	10
13 GARY BARNIDGE	CLV	12
14 JULIUS THOMAS	JAX	5
15 JIMMY GRAHAM	SEA	5
16 ZACH MILLER	CHI	9
17 DWAYNE ALLEN	IND	10
18 KYLE RUDDOLPH	MIN	6
19 CHARLES CLAY	BUF	10
20 MARTELLUS BENNETT	NE	9

21 JORDAN CAMERON	MIA	8
22 CLIVE WALFORD	OAK	10
23 AUSTIN SEFERIAN-JENKINS	TB	6
24 WILL TYE	NYG	8
25 JARED COOK	GB	4
26 LANCE KENDRICKS	LA	8
27 JACE AMARO	NYJ	11
28 VANCE MCDONALD	SF	8
29 MAXX WILLIAMS	BLT	8
30 RYAN GRIFFIN	HST	9
31 JACOB TAMME	ATL	11
32 VIRGIL GREEN	DEN	11
33 JEFF HEUERMAN	DEN	11
34 BRENT CELEK	PHI	4
35 LARRY DONNELL	NYG	8
36 MYCHAL RIVERA	OAK	10
37 BEN WATSON	BLT	8
38 DARRIN FELS	ARZ	9
39 HUNTER HENRY	SD	11
40 GARRETT CELEK	SF	8
41 RICHARD RODGERS	GB	4
42 C.J. FIEDOROWICZ	HST	9
43 ED DICKSON	CAR	7
44 CAMERON BRATE	TB	6
45 JERMAINE GRESHAM	ARZ	9

## KICKER

PLAYER	TM	BYE
1 STEPHEN GOSTKOWSKI	NE	9
2 JUSTIN TUCKER	BLT	8
3 STEVEN HAUSCHKA	SEA	5
4 MASON CROSBY	GB	4
5 GRAHAM GANO	CAR	7
6 BLAIR WALSH	MIN	6
7 JOSH BROWN	NYG	8
8 CAIRO SANTOS	KC	5
9 DAN BAILEY	DAL	7
10 ROBERTO AGUAYO	TB	6
11 BRANDON MCMANUS	DEN	11
12 SEBASTIAN JANIKOWSKI	OAK	10
13 CHANDLER CATANZARO	ARZ	9
14 MIKE NUGENT	CIN	9
15 NICK FOLK	NYJ	11

## TEAM DEFENSE

PLAYER	TM	BYE
1 DENVER BRONCOS	DEN	11
2 ARIZONA CARDINALS	ARZ	9
3 SEATTLE SEAHAWKS	SEA	5
4 CAROLINA PANTHERS	CAR	7
5 NEW ENGLAND PATRIOTS	NE	9
6 LOS ANGELES RAMS	LA	8
7 CINCINNATI BENGALS	CIN	9
8 KANSAS CITY CHIEFS	KC	5
9 HOUSTON TEXANS	HST	9
10 GREEN BAY PACKERS	GB	4
11 MINNESOTA VIKINGS	MIN	6
12 NEW YORK JETS	NYJ	11
13 PITTSBURGH STEELERS	PIT	8
14 OAKLAND RAIDERS	OAK	10
15 PHILADELPHIA EAGLES	PHI	4
16 WASHINGTON REDSKINS	WAS	9
17 DETROIT LIONS	DET	10
18 NEW YORK GIANTS	NYG	8
19 BALTIMORE RAVENS	BLT	8
20 INDIANAPOLIS COLTS	IND	10
21 TAMPA BAY BUCCANEERS	TB	6
22 BUFFALO BILLS	BUF	10
23 JACKSONVILLE JAGUARS	JAX	5
24 TENNESSEE TITANS	TEN	12
25 MIAMI DOLPHINS	MIA	8
26 SAN DIEGO CHARGERS	SD	11
27 ATLANTA FALCONS	ATL	11
28 CHICAGO BEARS	CHI	9
29 CLEVELAND BROWNS	CLV	12
30 NEW ORLEANS SAINTS	NO	5



# PPR TOP 300 OVERAL

PLAYER	POS	TM	BYE												
1 ANTONIO BROWN	WR	PIT	8	76 ANTONIO GATES	TE	SD	11	151 NELSON AGHOLOR	WR	PHI	4	226 ANDRE ELLINGTON	RB	ARZ	9
2 JULIO JONES	WR	ATL	11	77 FRANK GORE	RB	IND	10	152 DEVONTAE BOOKER	RB	DEN	11	227 BRAXTON MILLER	WR	HST	9
3 ODELL BECKHAM JR.	WR	NYG	8	78 GIOVANI BERNARD	RB	CIN	9	153 KENNY BRITT	WR	LA	8	228 BRUCE ELLINGTON	WR	SF	8
4 LE'VEON BELL	RB	PIT	8	79 DARREN SPROLES	RB	PHI	4	154 CHRIS IVORY	RB	JAX	5	229 TIM HIGHTOWER	RB	NO	5
5 DEVONTA FREEMAN	RB	ATL	11	80 JUSTIN FORSETT	RB	BLT	8	155 JARED COOK	TE	GB	4	230 KEITH MARSHALL	RB	WAS	9
6 DAVID A. JOHNSON	RB	ARZ	9	81 JEREMY LANGFORD	RB	CHI	9	156 C.J. SPILLER	RB	NO	5	231 KENNY STILLS	WR	MIA	8
7 DEANDRE HOPKINS	WR	HST	9	82 RASHAD JENNINGS	RB	NYG	8	157 JAMEIS WINSTON	QB	TB	6	232 PAUL RICHARDSON	WR	SEA	5
8 EZEKIEL ELLIOTT	RB	DAL	7	83 ZACH ERTZ	TE	PHI	4	158 RYAN TANNEHILL	QB	MIA	8	233 BRIAN HARTLINE	WR	CLV	12
9 A.J. GREEN	WR	CIN	9	84 KEVIN WHITE	WR	CHI	9	159 TONY ROMO	QB	DAL	7	234 KAMAR AIKEN	WR	BLT	8
10 ALSHON JEFFERY	WR	CHI	9	85 STEVE L. SMITH	WR	BLT	8	160 LANCE KENDRICKS	TE	LA	8	235 DEXTER MCCLUSTER	RB	TEN	12
11 DEZ BRYANT	WR	DAL	7	86 LAQUON TREADWELL	WR	MIN	6	161 JOE FLACCO	QB	BLT	8	236 GARRETT CELEK	TE	SF	8
12 KEENAN ALLEN	WR	SD	11	87 CHARLES SIMS	RB	TB	6	162 STEVE JOHNSON	WR	SD	11	237 CODY LATIMER	WR	DEN	11
13 ROB GRONKOWSKI	TE	NE	9	88 LADARIUS GREEN	TE	PIT	8	163 TEDDY BRIDGEWATER	QB	MIN	6	238 J.J. NELSON	WR	ARZ	9
14 JORDY NELSON	WR	GB	4	89 DEMARCO MURRAY	RB	TEN	12	164 DEVIN FUNCHESS	WR	CAR	7	239 MIKE TOLBERT	RB	CAR	7
15 BRANDON MARSHALL	WR	NYJ	11	90 ALLEN HURNS	WR	JAX	5	165 DAVANTE ADAMS	WR	GB	4	240 KA'DEEM CAREY	RB	CHI	9
16 JORDAN REED	TE	WAS	9	91 DREW BREES	QB	NO	5	166 C.J. PROSISE	RB	SEA	5	241 RICHARD RODGERS	TE	GB	4
17 JULIAN EDELMAN	WR	NE	9	92 ERIC EBRON	TE	DET	10	167 JAMES STARKS	RB	GB	4	242 C.J. FIEDOROWICZ	TE	HST	9
18 GOLDEN TATE	WR	DET	10	93 GARY BARNIDGE	TE	CLV	12	168 JACE AMARO	TE	NYJ	11	243 ED DICKSON	TE	CAR	7
19 LAMAR MILLER	RB	HST	9	94 JULIUS THOMAS	TE	JAX	5	169 CHRIS THOMPSON	RB	WAS	9	244 CAMERON BRATE	TE	TB	6
20 MARK INGRAM	RB	NO	5	95 AMEER ABDULLAH	RB	DET	10	170 VANCE MCDONALD	TE	SF	8	245 JERMAINE GRESHAM	TE	ARZ	9
21 AMARI COOPER	WR	OAK	10	96 JIMMY GRAHAM	TE	SEA	5	171 DEANDRE SMELTER	WR	SF	8	246 JEFF JANIS	WR	GB	4
22 TODD GURLEY	RB	LA	8	97 TORREY SMITH	WR	SF	8	172 MAXX WILLIAMS	TE	BLT	8	247 JORDAN TODMAN	RB	IND	10
23 JARVIS LANDRY	WR	MIA	8	98 ZACH MILLER	TE	CHI	9	173 JORDAN HOWARD	RB	CHI	9	248 TRE MASON	RB	LA	8
24 BRANDIN COOKS	WR	NO	5	99 RUSSELL WILSON	QB	SEA	5	174 GENO SMITH	QB	NYJ	11	249 PHILLY BROWN	WR	CAR	7
25 SAMMY WATKINS	WR	BUF	10	100 JEREMY HILL	RB	CIN	9	175 KENNETH DIXON	RB	BLT	8	250 LUKE WILLSON	TE	SEA	5
26 ADRIAN L. PETERSON	RB	MIN	6	101 TYLER LOCKETT	WR	SEA	5	176 CHRIS HOGAN	WR	NE	9	251 MALCOLM MITCHELL	WR	NE	9
27 LARRY FITZGERALD	WR	ARZ	9	102 TRAVIS BENJAMIN	WR	SD	11	177 RYAN GRIFFIN	TE	HST	9	252 RASHAD GREENE	WR	JAX	5
28 MIKE EVANS	WR	TB	6	103 AARON RODGERS	QB	GB	4	178 RUEBEN RANDLE	WR	PHI	4	253 AUSTIN HOOPER	TE	ATL	11
29 KELVIN BENJAMIN	WR	CAR	7	104 PHILLIP DORSETT	WR	IND	10	179 BRANDON LAFELL	WR	CIN	9	254 TYLER HIGBEE	TE	LA	8
30 JEREMY MACLIN	WR	KC	5	105 BEN ROETHLISBERGER	QB	PIT	8	180 QUINTON PATTON	WR	SF	8	255 JACK DOYLE	TE	IND	10
31 LESEAN MCCOY	RB	BUF	10	106 MOHAMED SANU	WR	ATL	11	181 COLIN KAEPERNICK	QB	SF	8	256 CROCKETT GILLMORE	TE	BLT	8
32 ALLEN ROBINSON	WR	JAX	5	107 DWAYNE ALLEN	TE	IND	10	182 ROBERT GRIFFIN III	QB	BUF	12	257 LEVINE TOILOLO	TE	ATL	11
33 JAMAAL CHARLES	RB	KC	5	108 C.J. ANDERSON	RB	DEN	11	183 ROBERT WOODS	WR	CLV	10	258 KENNY BELL	WR	TB	6
34 DOUG MARTIN	RB	TB	6	109 WILL FULLER	WR	HST	9	184 JACOB TAMME	TE	ATL	11	259 THOMAS DUARTE	TE	MIA	8
35 GREG OLSEN	TE	CAR	7	110 CARSON PALMER	QB	ARZ	9	185 JUSTIN HARDY	WR	ATL	11	260 CHARCANDRICK WEST	RB	KC	5
36 T.Y. HILTON	WR	IND	10	111 ELI MANNING	QB	NYG	8	186 SAM BRADFORD	QB	PHI	4	261 CHRIS D. JOHNSON	RB	ARZ	9
37 MATT FORTE	RB	NYJ	11	112 ANDREW LUCK	QB	IND	10	187 LEONTE CARROO	WR	MIA	8	262 BLAKE BELL	TE	SF	8
38 DEMARYIUS THOMAS	WR	DEN	11	113 MICHAEL A. THOMAS	WR	NO	5	188 TOM BRADY	QB	NE	9	263 STEVAN RIDLEY	RB	DET	10
39 ERIC DECKER	WR	NYJ	11	114 TAVON AUSTIN	WR	LA	8	189 DERRICK HENRY	RB	TEN	12	264 JOSH HILL	TE	NO	5
40 CARLOS HYDE	RB	SF	8	115 KYLE RUDOLPH	TE	MIN	6	190 ALBERT WILSON	WR	KC	5	265 GREG SALAS	WR	BUF	10
41 JORDAN MATTHEWS	WR	PHI	4	116 MIKE WALLACE	WR	BLT	8	191 PAXTON LYNCH	QB	DEN	11	266 ROBERT TURBIN	RB	IND	10
42 DANNY WOODHEAD	RB	SD	11	117 KIRK COUSINS	QB	WAS	9	192 DEVIN A. SMITH	WR	NYJ	11	267 MARCEDES LEWIS	TE	JAX	5
43 EDDIE LACY	RB	GB	4	118 CHARLES CLAY	TE	BUF	10	193 VICTOR CRUZ	WR	NYG	8	268 SPENCER WARE	RB	KC	5
44 MICHAEL CRABTREE	WR	OAK	10	119 ANDY DALTON	QB	CIN	9	194 TEVIN COLEMAN	RB	ATL	11	269 TAYLOR GABRIEL	WR	CLV	12
45 DESEAN JACKSON	WR	WAS	9	120 DORIAL GREEN-BECKHAM	WR	TEN	12	195 VIRGIL GREEN	TE	DEN	11	270 MYCOLE PRUITT	TE	MIN	6
46 THOMAS RAWLS	RB	SEA	5	121 BRESHAD PERRIMAN	WR	BLT	8	196 JEFF HEUERMAN	TE	DEN	11	271 ROBERT HOUSLER	TE	CHI	9
47 DOUG BALDWIN	WR	SEA	5	122 JOSH DOCTSON	WR	WAS	9	197 SHAUN DRAUGHN	RB	SF	8	272 ALFRED MORRIS	RB	DAL	7
48 DION LEWIS	RB	NE	9	123 MARTELLUS BENNETT	TE	NE	9	198 RASHARD HIGGINS	WR	CLV	12	273 DARRIUS HEYWARD-BEY	WR	PIT	8
49 TRAVIS KELCE	TE	KC	5	124 PIERRE GARCON	WR	WAS	9	199 DEANDRE WASHINGTON	WR	OAK	10	274 JESSE JAMES	TE	PIT	8
50 COBY FLEENER	TE	NO	5	125 VINCENT JACKSON	WR	TB	6	200 PHAROAH COOPER	WR	LA	8	275 JEREMY KERLEY	WR	DET	10
51 MARVIN JONES	WR	DET	10	126 MATTHEW STAFFORD	QB	DET	10	201 SETH ROBERTS	WR	OAK	10	276 ANTHONY FASANO	TE	TEN	12
52 DONTE MONCRIEF	WR	IND	10	127 KENDALL WRIGHT	WR	TEN	12	202 PAUL PERKINS	RB	NYG	8	277 CECIL SHORTS	WR	HST	9
53 RANDALL COBB	WR	GB	4	128 BILAL POWELL	RB	NYJ	11	203 KARLOS WILLIAMS	RB	BUF	10	278 JOSH HUFF	WR	PHI	4
54 JOHN BROWN	WR	ARZ	9	129 PHILIP RIVERS	QB	SD	11	204 JAMISON CROWDER	WR	WAS	9	279 KYLE JUSZCZYK	RB	BLT	8
55 JAY AJAYI	RB	MIA	8	130 DEREK CARR	QB	OAK	10	205 SAMMIE COATES	WR	PIT	8	280 RONNIE HILLMAN	RB	DEN	11
56 DUKE JOHNSON	RB	CLV	12	131 BROCK OSWEILER	QB	HST	9	206 KENYAN DRAKE	RB	MIA	8	281 MATT ASIATA	RB	MIN	6
57 EMMANUEL SANDERS	WR	DEN	11	132 TYLER BOYD	WR	CIN	9	207 DARREN MCFADDEN	RB	DAL	7	282 WENDELL SMALLWOOD	RB	PHI	4
58 WILLIE SNEAD	WR	NO	5	133 MATT RYAN	QB	ATL	11	208 TED GINN	WR	CAR	7	283 ANDRE HOLMES	WR	OAK	10
59 CAM NEWTON	QB	CAR	7	134 SHANE VEREEN	RB	NYG	8	209 JAELEN STRONG	WR	HST	9	284 ANDRE CALDWELL	WR	DET	10
60 TYLER EIFERT	TE	CIN	9	135 AUSTIN SEFERIAN-JENKIN	TE	TB	6	210 BRENT CELEK	TE	PHI	4	285 MARQUISE GOODWIN	WR	BUF	10
61 RYAN MATHEWS	RB	PHI	4	136 MARCUS MARIOTA	QB	TEN	12	211 JARIUS WRIGHT	WR	MIN	6	286 TY MONTGOMERY	WR	GB	4
62 DELANIE WALKER	TE	TEN	12	137 RISHARD MATTHEWS	WR	TEN	12	212 LARRY DONNELL	TE	NYG	8	287 DWAYNE HARRIS	WR	NYG	8
63 LATAVIUS MURRAY	RB	OAK	10	138 BLAKE BORTLES	QB	JAX	5	213 MARQISE LEE	WR	JAX	5	288 BRIAN QUICK	WR	LA	8
64 MELVIN GORDON	RB	SD	11	139 JORDAN CAMERON	TE	MIA	8	214 JARED GOFF	QB	LA	8	289 JORDAN NORWOOD	WR	DEN	11
65 THEO RIDDICK	RB	DET	10	140 CLIVE WALFORD	TE	OAK	10	215 MYCHAL RIVERA	TE	OAK	10	290 JUSTIN HUNTER	WR	TEN	12
66 COREY COLEMAN	WR	CLV	12	141 ALEX D. SMITH	QB	KC	5	216 CHRIS CONLEY	WR	KC	5	291 KHIRY ROBINSON	RB	NYJ	11
67 MATT JONES	RB	WAS	9	142 WILL TYE	TE	NYG	8	217 TYLER ERVIN	WR	HST	9	292 MARCEL REECE	RB	OAK	10
68 JONATHAN C. STEWART	RB	CAR	7	143 LEGARRETTE BLOUNT	RB	NE	9	218 BEN WATSON	TE	BLT	8	293 FOZZY WHITTAKER	RB	CAR	7
69 T.J. YELDON	RB	JAX	5	144 JERMAINE KEARSE	WR	SEA	5	219 EDDIE ROYAL	WR	CHI	9	294 CAMERON ARTIS-PAYNE	RB	CAR	7
70 MICHAEL FLOYD	WR	ARZ	9	145 TYROD TAYLOR	QB	BUF	10	220 ANDREW HAWKINS	WR	CLV	12	295 ROD STREATER	WR	KC	5
71 STERLING SHEPARD	WR	NYG	8	146 TERRANCE WILLIAMS	WR	DAL	7	221 BENNY CUNNINGHAM	RB	LA	8	296 QUAN BRAY	WR	IND	10
72 MARKUS WHEATON	WR	PIT	8	147 JAY CUTLER	QB	CHI	9	222 DEANGELO WILLIAMS	RB	PIT	8	297 MICHAEL HOOMANAWA	TE	NO	5
73 JASON WITTEN	TE	DAL	7	148 COLE BEASLEY	WR	DAL	7	223 JAVORIUS ALLEN	RB	BLT	8	298 BENNIE FOWLER	WR	DEN	11
74 STEFON DIGGS	WR	MIN	6	149 JERICK MCKINNON	RB	MIN	6	224 DARREN FELLS	TE	ARZ	9	299 JAMIZE OLAWALE	RB	OAK	10
75 DEVANTE PARKER	WR	MIA	8	150 ISAIAH CROWELL	RB	CLV	12	225 HUNTER HENRY	TE	SD	11	300 CHRIS GRAGG	TE	BUF	10

# DYNASTY CHEAT SHEET

## QUARTERBACK

PLAYER	TM	AGE
1 ANDREW LUCK	IND	26
2 AARON RODGERS	GB	32
3 CAM NEWTON	CAR	27
4 RUSSELL WILSON	SEA	27
5 BEN ROETHLISBERGER	PIT	34
6 MARCUS MARIOTA	TEN	22
7 JAMEIS WINSTON	TB	22
8 BLAKE BORTLES	JAX	24
9 DEREK CARR	OAK	25
10 MATT RYAN	ATL	31
11 RYAN TANNEHILL	MIA	28
12 TOM BRADY	NE	39
13 DREW BREES	NO	37
14 PHILIP RIVERS	SD	34
15 ANDY DALTON	CIN	28
16 MATTHEW STAFFORD	DET	28
17 TEDDY BRIDGEWATER	MIN	23
18 CARSON PALMER	ARZ	36
19 TONY ROMO	DAL	36
20 KIRK COUSINS	WAS	28
21 ELI MANNING	NYG	35
22 TYROD TAYLOR	BUF	27
23 JARED GOFF	LA	21
24 JAY CUTLER	CHI	33
25 JOE FLACCO	BLT	31
26 CARSON WENTZ	PHI	23
27 PAXTON LYNCH	DEN	22
28 BROCK OSWEILER	HST	25
29 COLIN KAEPERNICK	SF	28
30 ALEX D. SMITH	KC	32
31 ROBERT GRIFFIN III	CLV	26
32 SAM BRADFORD	PHI	28
33 JIMMY GAROPPOLO	NE	24
34 NICK FOLE	LA	27
35 ZACH METTENBERGER	TEN	25
36 CHASE DANIEL	PHI	29
37 A.J. MCCARRON	CIN	25
38 RYAN FITZPATRICK	NYJ	33
39 MARK SANCHEZ	DEN	29
40 BRIAN HOYER	CHI	30
41 GENO SMITH	NYJ	25
42 MIKE GLENNON	TB	26
43 BLAINE GABBERT	SF	26
44 CARDALE JONES	BUF	23
45 BRETT HUNDLEY	GB	23
46 CASE KEENUM	LA	28
47 JEFF DRISKEL	SF	23
48 DAK PRESCOTT	DAL	23
49 JACOBY BRISSETT	NE	23
50 CODY KESSLER	CLV	23

## RUNNING BACK

PLAYER	TM	AGE
1 TODD GURLEY	LA	22
2 EZEKIEL ELLIOTT	DAL	21
3 LE'VEON BELL	PIT	24
4 DAVID A. JOHNSON	ARZ	24
5 DEVONTA FREEMAN	ATL	24
6 LAMAR MILLER	HST	25
7 CARLOS HYDE	SF	24
8 DOUG MARTIN	TB	27
9 EDDIE LACY	GB	26
10 MARK INGRAM	NO	26
11 T.J. YELDON	JAX	22
12 MELVIN GORDON	SD	23
13 GIOVANI BERNARD	CIN	24
14 JEREMY HILL	CIN	23
15 JAMAAL CHARLES	KC	29
16 THOMAS RAWLS	SEA	23
17 C.J. ANDERSON	DEN	25
18 ADRIAN L. PETERSON	MIN	31
19 AMEER ABDULLAH	DET	23
20 LATAVIUS MURRAY	OAK	26

## WIDE RECEIVER

PLAYER	TM	AGE
1 ODELL BECKHAM JR.	NYG	23
2 ANTONIO BROWN	PIT	28
3 JULIO JONES	ATL	27
4 DEANDRE HOPKINS	HST	24
5 ALLEN ROBINSON	JAX	23
6 AMARI COOPER	OAK	22
7 DEZ BRYANT	DAL	27
8 SAMMY WATKINS	BUF	23
9 MIKE EVANS	TB	23
10 A.J. GREEN	CIN	28
11 KEENAN ALLEN	SD	24
12 ALSHON JEFFERY	CHI	26
13 BRANDIN COOKS	NO	22
14 DEMARIUS THOMAS	DEN	28
15 T.Y. HILTON	IND	26
16 DEVANTE PARKER	MIA	23
17 JOSH DOCTSON	WAS	23
18 LAQUON TREADWELL	MIN	21
19 COREY COLEMAN	CLV	22
20 KEVIN WHITE	CHI	23

## TIGHT END

PLAYER	TM	AGE
1 ROB GRONKOWSKI	NE	27
2 JORDAN REED	WAS	26
3 TYLER EIFERT	CIN	26
4 TRAVIS KELCE	KC	26
5 GREG OLSEN	CAR	31
6 LADARIUS GREEN	PIT	26
7 ZACH ERTZ	PHI	25
8 ERIC EBRO	DET	23
9 JIMMY GRAHAM	SEA	29
10 JULIUS THOMAS	JAX	28
11 COBY FLEENER	NO	27
12 DELANIE WALKER	TEN	32
13 DWAYNE ALLEN	IND	26
14 GARY BARNIDGE	CLV	30
15 MARTELLUS BENNETT	NE	29
16 MAXX WILLIAMS	BLT	22
17 CLIVE WALFORD	OAK	24
18 HUNTER HENRY	SD	21
19 AUSTIN SEFERIAN-JENKINS	TB	23
20 ZACH MILLER	CHI	31

21 LESEAN MCCOY	BUF	28
22 DEMARCO MURRAY	TEN	28
23 DION LEWIS	NE	25
24 KARLOS WILLIAMS	BUF	23
25 DUKE JOHNSON	CLV	22
26 JAY AJAYI	MIA	23
27 JERICK MCKINNON	MIN	24
28 MATTHEW JONES	WAS	23
29 JONATHAN C. STEWART	CAR	29
30 JEREMY LANGFORD	CHI	24
31 DERRICK HENRY	TEN	22
32 RYAN MATHEWS	PHI	28
33 TEVIN COLEMAN	ATL	23
34 CHRIS IVORY	JAX	28
35 C.J. PROSISE	SEA	22
36 MATT FORTE	NYJ	30
37 JAVORIUS ALLEN	BLT	25
38 CHARLES SIMS	TB	25
39 THEO RIDDICK	DET	25
40 SHANE VEREEN	NYG	27
41 ISAAH CROWELL	CLV	23
42 WENDELL SMALLWOOD	PHI	22
43 DANNY WOODHEAD	SD	31
44 KENNETH DIXON	BLT	22
45 DEVONTAE BOOKER	DEN	24
46 JORDAN HOWARD	CHI	21
47 DEANDRE WASHINGTON	OAK	23
48 SPENCER WARE	KC	24
49 PAUL PERKINS	NYG	21
50 ARIAN FOSTER	FA	29
51 C.J. SPILLER	NO	29
52 JUSTIN FORSETT	BLT	30
53 KEITH MARSHALL	WAS	22
54 JOIQUE BELL	#N/A	#N/A
55 RASHAD JENNINGS	NYG	31
56 ALFRED MORRIS	DAL	27
57 CAMERON ARTIS-PAYNE	CAR	26
58 JONATHAN WILLIAMS	BUF	22
59 ANDRE ELLINGTON	ARZ	27
60 FRANK GORE	IND	33
61 DARREN MCFADDEN	DAL	29
62 JOSH FERGUSON	IND	46
63 DEANGELO WILLIAMS	PIT	33
64 LEGARRETTE BLOUNT	NE	29
65 CHARCANDRICK WEST	KC	25
66 JAMES WHITE	NE	24
67 RONNIE HILLMAN	DEN	24
68 DAVID COBB	TEN	23
69 BILAL POWELL	NYJ	27
70 DANIEL LASCO	NO	23
71 TYLER ERVIN	HST	22
72 BERNARD PIERCE	JAX	25
73 JAMES STARKS	GB	30
74 KENYAN DRAKE	MIA	46
75 TRE MASON	LA	23

21 RANDALL COBB	GB	26
22 JARVIS LANDRY	MIA	23
23 DORIAL GREEN-BECKHAM	TEN	23
24 MICHAEL FLOYD	ARZ	26
25 JEREMY MACLIN	KC	28
26 KELVIN BENJAMIN	CAR	25
27 JORDY NELSON	GB	31
28 JOHN BROWN	ARZ	26
29 JULIAN EDELMAN	NE	30
30 BRANDON MARSHALL	NYJ	32
31 DONTE MONCRIEF	IND	23
32 JORDAN MATTHEWS	PHI	24
33 STEFON DIGGS	MIN	22
34 ERIC DECKER	NYJ	29
35 EMMANUEL SANDERS	DEN	29
36 STERLING SHEPARD	NYG	23
37 TYLER LOCKETT	SEA	23
38 GOLDEN TATE	DET	28
39 MARTAVIS BRYANT	PIT	24
40 JOSH GORDON	CLV	25
41 BRESHAD PERRIMAN	BLT	22
42 ALLEN HURNS	JAX	24
43 NELSON AGHOLOR	PHI	23
44 DEVIN FUNCHESS	CAR	22
45 MICHAEL A. THOMAS	NO	22
46 LEONTE CARROO	MIA	22
47 PHILLIP DORSETT	IND	23
48 LARRY FITZGERALD	ARZ	33
49 DESEAN JACKSON	WAS	29
50 KENDALL WRIGHT	TEN	26
51 DOUG BALDWIN	SEA	27
52 TAVON AUSTIN	LA	25
53 WILL FULLER	HST	22
54 MICHAEL CRABTREE	OAK	28
55 TORREY SMITH	SF	27
56 TRAVIS BENJAMIN	SD	26
57 JAELEN STRONG	HST	22
58 JEFF JANIS	GB	25
59 DAVANTE ADAMS	GB	23
60 WILLIE SNEAD	NO	23
61 SAMMIE COATES	PIT	23
62 KEYARRIS GARRETT	CAR	46
63 MARVIN JONES	DET	26
64 CHRIS CONLEY	KC	23
65 PIERRE GARCON	WAS	30
66 TYLER BOYD	CIN	21
67 BRANDON LAFELL	CIN	29
68 MICHAEL D. THOMAS	LA	22
69 DEVIN A. SMITH	NYJ	24
70 RISHARD MATTHEWS	TEN	26
71 MALCOLM MITCHELL	NE	23
72 KAMAR AIKEN	BLT	27
73 KENNY STILLS	MIA	24
74 BRIAN QUICK	LA	27
75 RUEBEN RANDLE	PHI	25

21 JACE AMARO	NYJ	24
22 VERNON DAVIS	WAS	32
23 ANTONIO GATES	SD	36
24 JORDAN CAMERON	MIA	28
25 THOMAS DUARTE	MIA	21
26 AUSTIN HOOPER	ATL	46
27 KYLE RUDOLPH	MIN	26
28 JASON WITTEN	DAL	34
29 MYCOLE PRUITT	MIN	24
30 WILL TYE	NYG	24
31 CHARLES CLAY	BUF	27
32 TYLER HIGBEE	LA	23
33 RICHARD RODGERS	GB	24
34 DENNIS PITTA	BLT	31
35 JERELL ADAMS	NYG	23
36 JARED COOK	GB	29
37 CROCKETT GILLMORE	BLT	24
38 JACOB TAMME	ATL	31
39 JAMES O'SHAUGHNESSY	KC	24
40 VANCE MCDONALD	SF	26
41 BEN WATSON	BLT	35
42 TYLER KROFT	CIN	23
43 JEFF HEUERMAN	DEN	23
44 BRENT CELEK	PHI	31
45 LANCE KENDRICKS	LA	28

## TOP 50 ROOKIES

PLAYER	TM	PBS
1 EZEKIEL ELLIOTT	RB	DAL
2 LAQUON TREADWELL	WR	MIN
3 COREY COLEMAN	WR	CLV
4 JOSH DOCTSON	WR	WAS
5 STERLING SHEPARD	WR	NYG
6 MICHAEL THOMAS	WR	NO
7 C.J. PROSISE	RB	SEA
8 DEVONTAE BOOKER	RB	DEN
9 LEONTE CARROO	WR	MIA
10 KENNETH DIXON	RB	BLT
11 WILL FULLER	WR	HST
12 MALCOLM MITCHELL	WR	NE
13 DERRICK HENRY	RB	TEN
14 JORDAN HOWARD	RB	CHI
15 KENNETH DIXON	RB	BLT
16 PAUL PERKINS	RB	NYG
17 TYLER BOYD	WR	CIN
18 DEANDRE WASHINGTON	RB	OAK
19 HUNTER HENRY	TE	SD
20 CARSON WENTZ	QB	PHI
21 JARED GOFF	QB	LA
22 PAXTON LYNCH	QB	DEN
23 KEITH MARSHALL	RB	WAS
24 BRAXTON MILLER	WR	HST
25 MIKE THOMAS	WR	LA
26 CHARONE PEAKE	WR	NYJ
27 WENDALL SMALLWOOD	RB	PHI
28 ALEX COLLINS	RB	SEA
29 KENYAN DRAKE	RB	MIA
30 PHAROAH COOPER	WR	LA
31 RASHARD HIGGINS	WR	LA
32 CARDALE JONES	QB	BUF
33 DENARCUS ROBINSON	WR	KC
34 TYLER HIGBEE	TE	LA
35 KEYARRIS GARRETT	WR	CAR
36 DANIEL LASCO	RB	NO
37 THOMAS DUARTE	TE	MIA
38 TAJAE SHARPE	WR	TEN
39 RICARDO LOUIS	WR	CLV
40 CHRIS MOORE	WR	BLT
41 DAK PRESCOTT	QB	DAL
42 DEVIN LUCIEN	WR	NE
43 CHRISTIAN HACKENBERG	QB	NYJ
44 KENNY LAWLER	WR	SEA
45 KELVIN TAYLOR	RB	SF
46 TYLER ERVIN	RB	HST
47 DANIEL BRAVERMAN	WR	CHI
48 MOITZ BOEHRINGER	WR	MIN
49 JOSH FERGUSON	RB	IND
50 JORDAN PAYTON	WR	CLV

## 2QB TOP 150

PLAYER	POS	TM	BYE	76	77	78	79	80	81	82	83	84	85	86	87	88	89	90	91	92	93	94	95	96	97	98	99	100	101	102	103	104	105	106	107	108	109	110	111	112	113	114	115	116	117	118	119	120	121	122	123	124	125	126	127	128	129	130	131	132	133	134	135	136	137	138	139	140	141	142	143	144	145	146	147	148	149	150																																																																																																																																																																																																																																	
1 ANTONIO BROWN	WR	PIT	8	JASON WITTEN	TE	DAL	7	THOMAS RAWLS	RB	SEA	5	DION LEWIS	RB	NE	9	ANTONIO GATES	TE	SD	11	DEMARIUS THOMAS	WR	DEN	11	ERIC DECKER	WR	NYJ	11	ZACH ERTZ	TE	PHI	4	JARED GOFF	QB	LA	8	JAY AJAYI	RB	MIA	8	DUKE JOHNSON	RB	CLV	12	JORDAN MATTHEWS	WR	PHI	4	LADARIUS GREEN	TE	PIT	8	MICHAEL CRABTREE	WR	OAK	10	DESEAN JACKSON	WR	WAS	9	DOUG BALDWIN	WR	SEA	5	ERIC EBRON	TE	DET	10	GARY BARNIDGE	TE	CLV	12	JULIUS THOMAS	TE	JAX	5	RYAN MATHEWS	RB	PHI	4	JIMMY GRAHAM	TE	SEA	5	MARVIN JONES	WR	DET	10	DONTE MONCRIEF	WR	IND	10	LATAVIUS MURRAY	RB	OAK	10	RANDALL COBB	WR	GB	4	ZACH MILLER	TE	CHI	9	MELVIN GORDON	RB	SD	11	JOHN BROWN	WR	ARZ	9	THEO RIDDICK	RB	DET	10	MATT JONES	RB	WAS	9	JONATHAN C. STEWART	RB	CAR	7	T.J. YELDON	RB	JAX	5	EMMANUEL SANDERS	WR	DEN	11	WILLIE SNEAD	WR	NO	5	DWAYNE ALLEN	TE	IND	10	FRANK GORE	RB	IND	10	GIOVANI BERNARD	RB	CIN	9	KYLE RUDOLPH	TE	MIN	6	COREY COLEMAN	WR	CLV	12	DARREN SPROLES	RB	PHI	4	CHARLES CLAY	TE	BUF	10	JUSTIN FORSETT	RB	BLT	8	MICHAEL FLOYD	WR	ARZ	9	JEREMY LANGFORD	RB	CHI	9	RASHAD JENNINGS	RB	NYG	8	STERLING SHEPARD	WR	NYG	8	CHARLES SIMS	RB	TB	6	MARTELLUS BENNETT	TE	NE	9	MARKUS WHEATON	WR	PIT	8	STEFON DIGGS	WR	MIN	6	DEVANTE PARKER	WR	MIA	8	DEMARCO MURRAY	RB	TEN	12	AMEER ABDULLAH	RB	DET	10	KEVIN WHITE	WR	CHI	9	STEVE L. SMITH	WR	BLT	8	JEREMY HILL	RB	CIN	9	AUSTIN SEFERIAN-JENKIN	TE	TB	6	LAQUON TREADWELL	WR	MIN	6	JORDAN CAMERON	TE	MIA	8	CLIVE WALFORD	TE	OAK	10	WILL TYE	TE	NYG	8	ALLEN HURNS	WR	JAX	5	C.J. ANDERSON	RB	DEN	11	TORREY SMITH	WR	SF	8	TYLER LOCKETT	WR	SEA	5	TRAVIS BENJAMIN	WR	SD	11	JARED COOK	TE	GB	4	PHILLIP DORSETT	WR	IND	10	MOHAMED SANU	WR	ATL	11	LANCE KENDRICKS	TE	LA	8	WILL FULLER	WR	HST	9	BILAL POWELL	RB	NYJ	11	MICHAEL A. THOMAS	WR	NO	5	TAVON AUSTIN	WR	LA	8	SHANE VEREEN	RB	NYG	8	MIKE WALLACE	WR	BLT	8

## IDP TOP 150

PLAYER	POS	TM	BYE	76	77	78	79	80	81	82	83	84	85	86	87	88	89	90	91	92	93	94	95	96	97	98	99	100	101	102	103	104	105	106	107	108	109	110	111	112	113	114	115	116	117	118	119	120	121	122	123	124	125	126	127	128	129	130	131	132	133	134	135	136	137	138	139	140	141	142	143	144	145	146	147	148	149	150																																																																																																																																																																																																																																																																																																																																																																																																																																																																																																																													
1 J.J. WATT	DE	HST	9	T.J. WARD	S	DEN	11	LUKE KUECHLY	LB	CAR	7	JURRELL CASEY	DE	TEN	12	ALEC OGLETREE	LB	LA	8	DEMARIO DAVIS	LB	CLV	12	LAVONTE DAVID	LB	TB	6	ROLANDO MCCLAIN	LB	DAL	7	JAMES LAURINAITIS	LB	NO	5	RESHAD JONES	S	MIA	8	AVERY WILLIAMSON	LB	TEN	12	TELVIN SMITH	LB	JAX	5	DAVID HARRIS	LB	NYJ	11	CARLOS DUNLAP	DE	CIN	9	ANTHONY BARR	LB	MIN	6	AARON DONALD	DT	LA	8	KARL JOSEPH	S	OAK	10	ROBERT QUINN	DE	LA	8	T.J. MCDONALD	S	LA	8	SEAN LEE	LB	DAL	7	JUSTIN HOUSTON	LB	KC	5	JAMIE COLLINS	LB	NE	9	CLAY MATTHEWS	LB	GB	4	DEANDRE LEVY	LB	DET	10	VON MILLER	LB	DEN	11	MUHAMMAD WILKERSON	DE	NYJ	11	SHELDON RICHARDSON	DE	NYJ	11	BOBBY WAGNER	LB	SEA	5	KURT COLEMAN	S	CAR	7	D'QWELL JACKSON	LB	IND	10	WILL COMPTON	LB	WAS	9	EZEKIEL ANSAH	DE	DET	10	STEPHON TUITT	DE	PIT	8	CALAIS CAMPBELL	DE	ARZ	9	DEREK WOLFE	DE	DEN	11	EVERSON GRIFFEN	DE	MIN	6	BRANDON GRAHAM	DE	PHI	4	RYAN SHAZIER	LB	PIT	8	DEANGELO HALL	CB	WAS	9	PAUL POSLUSZNY	LB	JAX	5	ROBERT AYERS	DE	TB	6	FLETCHER COX	DT	PHI	4	JAKE RYAN	LB	GB	4	COREY GRAHAM	S	BUF	10	TRUMAINE JOHNSON	CB	LA	8	DEONE BUCANNON	LB	ARZ	9	PRESTON BROWN	LB	BUF	10	KHALIL MACK	DE	OAK	10	LINVAL JOSEPH	DT	MIN	6	TYRANN MATHIEU	S	ARZ	9	BRIAN CUSHING	LB	HST	9	JORDAN HICKS	LB	PHI	4	HENRY ANDERSON	DE	IND	10	CAMERON JORDAN	DE	NO	5	MARCELL DAREUS	DT	BUF	10	DANNY TREVATHAN	LB	CHI	9	DANIEL GRIFFIN	S	MIN	6	DERRICK O. JOHNSON	LB	KC	5	CAMERON WAKE	DE	MIA	8	C.J. (CLINT) MOSLEY	LB	BLT	8	DONTARI POE	DT	KC	5	GENO ATKINS	DT	CIN	9	MELVIN INGRAM	LB	SD	11	JASON PIERRE-PAUL	DE	NYG	8	RONALD DARBY	CB	BUF	10	LANDON COLLINS	S	NYG	8	DONT'A HIGHTOWER	LB	NE	9	LAWRENCE TIMMONS	LB	PIT	8	MIKE DANIELS	DE	GB	4	BRANDON M. MARSHALL	LB	DEN	11	CHRIS KIRKSEY	LB	CLV	12	HARRISON SMITH	S	MIN	6	PATRICK CHUNG	S	NE	9	MALCOLM SMITH	LB	OAK	10	KAREEM JACKSON	CB	HST	9	KWON ALEXANDER	LB	TB	6	RYAN KERRIGAN	LB	WAS	9	ERIC KENDRICKS	LB	MIN	6	MIKE C. ADAMS	S	IND	10	HAU'OLI KIKAHA	DE	NO	5	JAHLEEL ADDAE	S	SD	11	MALCOLM JENKINS	S	PHI	4	RON PARKER	S	KC	5	ERIC WEDDLE	S	BLT	8	WILLIAM HAYES	DE	LA	8	OLIVIER VERNON	DE	NYG	8	JOE HADEN	CB	CLV	12	MICHAEL BENNETT	DE	SEA	5	PAUL WORRILOW	LB	ATL	11	MARK BARRON	LB	LA	8	BRANDON J. WILLIAMS	DT	BLT	8	MYCHAL KENDRICKS	LB	PHI	4	MARCUS PETERS	CB	KC	5	THOMAS DAVIS	LB	CAR	7	MARIO EDWARDS JR.	DE	OAK	10	CAMERON HEYWARD	DE	PIT	8	PERNELLE MCPHEE	LB	CHI	9	JABAAL SHEARD	DE	NE	9	BRIAN ROBINSON	DE	MIN	6	HA HA CLINTON-DIX	S	GB	4	DEVIN TAYLOR	DE	DET	10	KAWANN SHORT	DT	CAR	7	CORNY LUGET	DE	SD	11	JERRELL FREEMAN	LB	CHI	9	DAVID AMERSON	CB	OAK	10	K.J. WRIGHT	LB	SEA	5	MALIK JACKSON	DT	JAX	5	STEPHON ANTHONY	LB	NO	5	BENNIE LOGAN	DT	PHI	4	DENZEL PERRYMAN	LB	SD	11	TAVON WILSON	S	DET	10	CLIFF AVRIL	DE	SEA	5	ADAM JONES	CB	CIN	9	KENNY VACCARO	S	NO	5	LEODIS MCKELVIN	CB	PHI	4	ROB NINKOVICH	DE	NE	9	WESLEY WOODYARD	LB	TEN	12	MORGAN BURNETT	S	GB	4	MICHAEL D. JOHNSON	DE	CIN	9	BARRY CHURCH	S	DAL	7	MICHAEL MITCHELL	S	PIT	8	VONTAZE BURFICT	LB	CIN	9	BRADLEY MCDOUGALD	S	TB	6	BASHAUD BREELAND	CB	WAS	9	CHRIS CONTE	S	TB	6	JELANI JENKINS	LB	MIA	8	DESMOND BRYANT	DE	CLV	12	KEENAN ROBINSON	LB	NYG	8	JERRAUD POWERS	CB	ARZ	9	CALVIN PRYOR	S	NYJ	11	JOHNATHAN JOSEPH	CB	HST	9	ANTOINE BETHEA	S	SF	8	DARRON LEE	LB	NYJ	11	GERALD MCCOY	DT	TB	6	VINNY CURRY	DE	PHI	4	KAM CHANCELLOR	S	SEA	5	DARIUS BUTLER	CB	IND	10	NDAMUKONG SUH	DT	MIA	8	TASHAUN GIPSON	S	JAX	5	CHARLES A. THOMAS	WR	CIN	9	REGGIE NELSON	S	OAK	10	KONY EALY	DE	CAR	7	BYRON P. JONES	CB	DAL	7	DANTE FOWLER	DE	JAX	5	ROSS COCKRELL	CB	PIT	8	KEVIN MINTER	LB	ARZ	9	NOLAN CARROLL	CB	PHI	4



# ALL ACCESS

*What the pros use.*



## Get season-long access to PFF's best content and advice tools:

- ✔ Full pass to all PFF fantasy rankings, projections and article content.
- ✔ Includes PFF Draft Master and Fantasy GM tools for season-long leagues.
- ✔ Season-long access to our new Daily Optimizer tool for DFS games.
- ✔ Bonus: Season-long pass to our exclusive NFL Player Grades tool.
- ✔ Everything you need to dominate fantasy football in 2016!

[profootballfocus.com/fantasy](http://profootballfocus.com/fantasy)